



California Pacific  
Medical Center  
A Sutter Health Affiliate

California Pacific Medical Center  
P.O. Box 7999  
San Francisco, CA 94120

CATHEDRAL  
HILL HOSPITAL

OSHPD # IS-080885-38

ARCHITECT

**SMITHGROUP**  
architecture engineering interiors planning  
301 Battery Street, 7th Floor  
San Francisco, CA 94111  
T 415.227.0100  
F 415.908.0862  
www.smithgroup.com

STRUCTURAL ENGINEER

Degenkolb Engineers  
300 Frank H. Ogawa Plaza  
Oakland, CA 94612  
510.272.9040

MECHANICAL ENGINEER

Ted Jacob Engineering  
Group, Inc.  
1763 Broadway  
Oakland, CA 94612  
510.763.4880

ELECTRICAL ENGINEER

Silverman & Light  
1201 Park Avenue, Suite 100  
Emeryville, CA 94608  
510.655.1200

SEALS AND SIGNATURES

ISSUE	REV	DATE
OSHPD REVIEW	ORIGINAL	09/01/08
CU APPLICATION		11/16/2009
CU APPLICATION UPDATE		06/03/2010
CU APPLICATION UPDATE 2		05/27/2011
CU APPLICATION UPDATE 3		02/22/2012

DRAWING TITLE  
COVER SHEET &  
SHEET INDEX

SCALE	
PROJECT NUMBER	31891.000
DRAWING NUMBER	G0.01

California Pacific Medical Center  
Cathedral Hill Hospital  
Acute Care and Women & Children's Hospital

Conditional Use Permit Application Update 3

SHEET INDEX

INDEX - GENERAL

G0.01	COVER SHEET & SHEET INDEX
G1.0	KEY PLAN - SITE PLAN
G2.0	KEY PLAN - STREETScape PLAN

INDEX - ARCHITECTURAL

A2.P3	LEVEL P3 OVERALL PLAN
A2.P2	LEVEL P2 OVERALL PLAN
A2.01	LEVEL 1/P1 OVERALL PLAN
A2.02	LEVEL 2 OVERALL PLAN
A2.03	LEVEL 3 OVERALL PLAN
A2.04	LEVEL 4 OVERALL PLAN
A2.05	LEVEL 5 OVERALL PLAN
A2.06	LEVEL 6 OVERALL PLAN
A2.07	LEVEL 7 OVERALL PLAN
A2.08	LEVEL 8 OVERALL PLAN
A2.09	LEVEL 9 OVERALL PLAN
A2.10	LEVEL 10 OVERALL PLAN
A2.11	LEVEL 11 OVERALL PLAN
A2.12	LEVEL 12 OVERALL PLAN
A2.13	LEVEL 13 OVERALL PLAN
A2.14	LEVEL 14 OVERALL PLAN
A2.15	LEVEL 15 OVERALL PLAN
A2.16	LEVEL 16 ROOF PLAN
A4.1.01	NORTH ELEVATION
A4.1.02	EAST ELEVATION
A4.1.03	SOUTH ELEVATION
A4.1.04	WEST ELEVATION
A4.2.01	BUILDING SECTION
A4.2.02	BUILDING SECTION
A4.2.03	BUILDING SECTION
A4.2.04	BUILDING SECTION
A4.2.05	BUILDING SECTION
A4.2.06	BUILDING SECTION

INDEX - CIVIL (FROM STREET IMPROVEMENT PERMIT  
SUBMITTAL DATED 02/17/2012)

C1.0	EXISTING CONDITIONS
C3.0	LAYOUT PLAN SITE
C4.0	PAVING PLAN
C8.0	STREETLIGHT PLAN
C9.0	SIGNAGE & STRIPING PLAN
C11.0	PEDESTRIAN TUNNEL AND LONGITUDINAL SECTION

INDEX - LANDSCAPE (FROM STREET IMPROVEMENT PERMIT  
SUBMITTAL DATED 02/17/2012)

L1.1	LAYOUT PLAN
L1.2	PAVING & FURNISHING DETAILS
L2.0	PLANTING PLAN & DETAILS

INDEX - VAN NESS AVENUE SITE INFORMATION (CALTRANS  
PERMIT SET DATED 02/17/2012)

EP-1	EXISTING & PROPOSED OVERVIEW PLAN
LP-1	LAYOUT & PAVING PLAN
ST-1	STRIPING PLAN
L1.0	LAYOUT PLAN
L1.1	PAVING & FURNISHING DETAILS
L2.0	PLANTING PLAN
L2.1	PLANTING DETAILS

PROJECT DESCRIPTION

The proposed Cathedral Hill Hospital is an approximate 1,163,800-sq.-ft. 15-story hospital providing 555 licensed beds, and includes inpatient medical care, labor and delivery, post partum care, an emergency department and other specialized programs. Retail, a cafeteria, education space, a private outdoor courtyard, and parking for approximately 513 vehicles is also included.

Primary pedestrian access is at a Level 1 building entrance lobby on Van Ness. The hospital's main vehicular access and passenger drop-off zone would be located on Level 2, in a vehicular drive-through-drop-off connecting Geary Boulevard with Post Street. Secondary access and the emergency department drop-off is on Level 3, from Franklin Street.



California Pacific  
Medical Center

A Sutter Health Affiliate

California Pacific Medical Center  
P.O. Box 7999  
San Francisco, CA 94120

CATHEDRAL  
HILL HOSPITAL

OSHPD # IS-080885-38

ARCHITECT

SMITHGROUP

architecture engineering interiors planning

301 Battery Street, 7th Floor  
San Francisco, CA 94111  
T 415.227.0100  
F 415.908.0862  
www.smithgroup.com

STRUCTURAL ENGINEER

Degenkolb Engineers

300 Frank H. Ogawa Plaza  
Oakland, CA 94612  
510.272.9040

MECHANICAL ENGINEER

Ted Jacob Engineering

Group, Inc.

1763 Broadway  
Oakland, CA 94612  
510.763.4880

ELECTRICAL ENGINEER

Silverman & Light

1201 Park Avenue, Suite 100  
Emeryville, CA 94608  
510.655.1200

SEALS AND SIGNATURES

ISSUE	REV	DATE
OSHPD REVIEW	ORIGINAL	09/01/08
CU APPLICATION		11/16/2009
CU APPLICATION UPDATE		06/03/2010
CU APPLICATION UPDATE 2		05/27/2011
CU APPLICATION UPDATE 3		02/22/2012

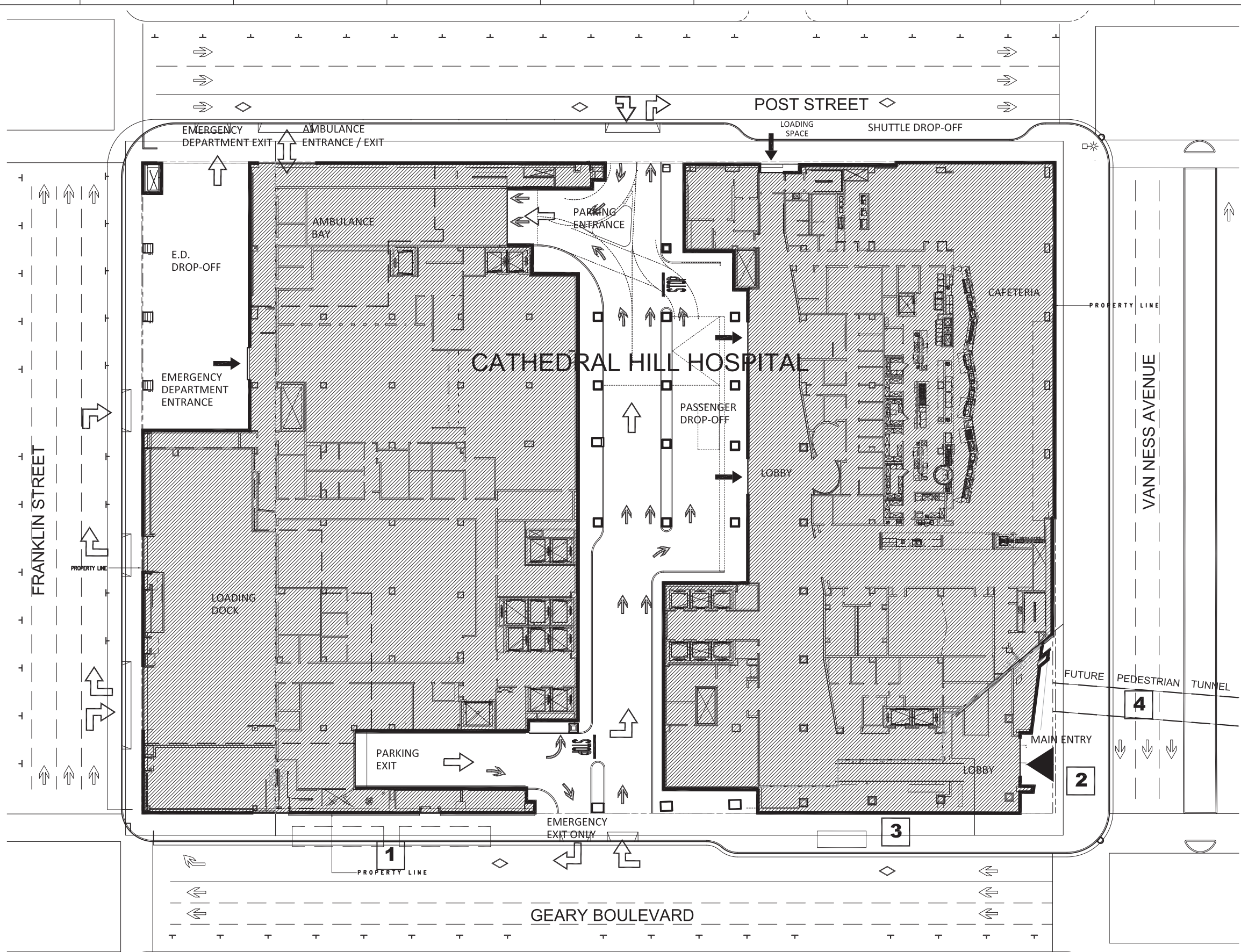
DRAWING TITLE  
KEY PLAN  
SITE

SCALE 1/16"=1'-0"

PROJECT NUMBER 31891.000

DRAWING NUMBER

G1.0



SITE PLAN NOTES

- Underground emergency generator fuel storage tanks beneath Geary Boulevard and sidewalk right of way.
- Entry plaza at the Van Ness Avenue and Geary Boulevard entrance. Reference Sheet L1.1 from the Street Improvement Permit set, for details.

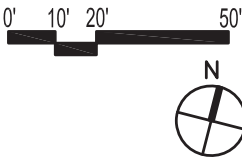
- Relocation of existing 38/38L Geary Line bus stop and construction of new bus and shuttle stop benches. Reference Sheet L1.1 from the Street Improvement Permit set, for details.
- Proposed Pedestrian Tunnel. Reference Sheet C11.0.

NOTES:

- Refer to drawing C3.0 for dimensions
- Refer to drawing C9.0 for Signage and Striping Plan
- Refer to CalTrans dwg. EP-1 for Van Ness Ave. Existing & Proposed Overview plan
- Refer to CalTrans dwg. ST-1 for Striping Plan

LEGEND

- VEHICULAR ACCESS
- PEDESTRIAN ACCESS (MAIN ENTRANCE)
- PEDESTRIAN ACCESS (SECONDARY ENTRANCE)





California Pacific  
Medical Center  
A Sutter Health Affiliate  
California Pacific Medical Center  
P.O. Box 7999  
San Francisco, CA 94120

CATHEDRAL  
HILL HOSPITAL  
OSHPD # IS-080885-38

ARCHITECT  
**SMITHGROUP**  
architecture engineering interiors planning  
301 Battery Street, 7th Floor  
San Francisco, CA 94111  
T 415.227.0100  
F 415.908.0862  
www.smithgroup.com

STRUCTURAL ENGINEER  
Degenkolb Engineers  
300 Frank H. Ogawa Plaza  
Oakland, CA 94612  
510.272.9040

MECHANICAL ENGINEER  
Ted Jacob Engineering  
Group, Inc.  
1763 Broadway  
Oakland, CA 94612  
510.763.4880

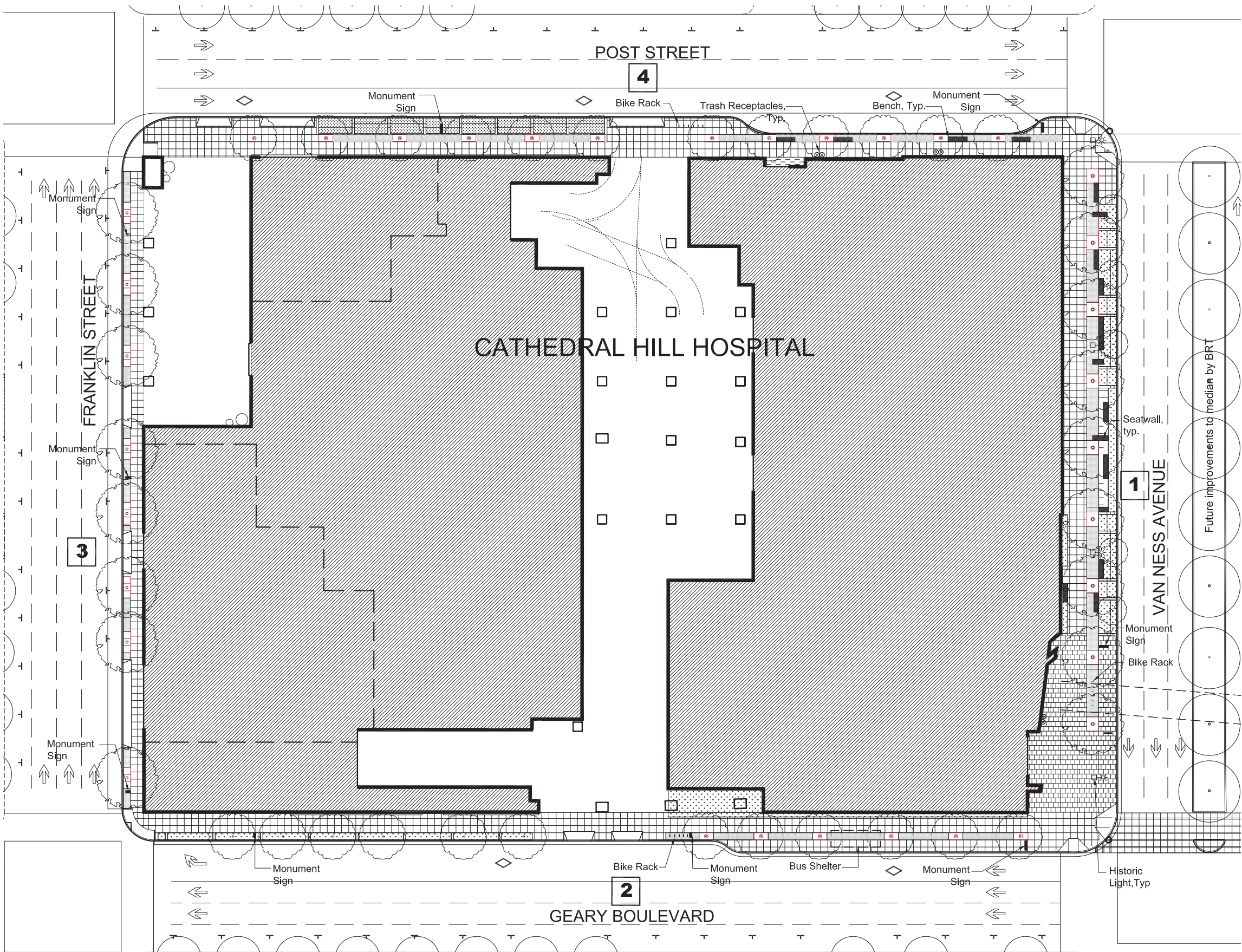
ELECTRICAL ENGINEER  
Silverman & Light  
1201 Park Avenue, Suite 100  
Emeryville, CA 94608  
510.655.1200

SEALS AND SIGNATURES

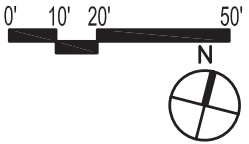
ISSUE	REV	DATE
OSHPD REVIEW	ORIGINAL	09/01/08
CU APPLICATION		11/16/2009
CU APPLICATION UPDATE		06/03/2010
CU APPLICATION UPDATE 2		05/27/2011
CU APPLICATION UPDATE 3		02/22/2012

DRAWING TITLE  
KEY PLAN  
STREETSCAPE

SCALE 1/16"=1'-0"  
PROJECT NUMBER 31891.000  
DRAWING NUMBER **G2.0**



- LEGEND**
- Existing trees
  - Proposed trees
  - Tree Grates
  - Rain Garden
  - Permeable Paving
  - Bicycle Racks
  - Monument Sign
  - Trash Receptacles
  - Seatwall / Benches



**STREETSCAPE NOTES**

- 1** Van Ness Avenue-Post Street to Geary Boulevard (west side):  
Improvements include: widened sidewalk, new street trees, new paving along entire sidewalk, special paving at art-glass at corner of Van Ness and Post, permeable paving along 5'-wide tree planting zone, seating area at retail kiosks, seatwalls incorporated into planting area, and new streetlights per the City's standard for Van Ness Ave.
- 2** Geary Blvd.-Van Ness Avenue to Franklin Street (north side):  
Improvements include: new street trees, new paving along entire sidewalk, permeable paving along 3'-wide planting area on west-half of block, 2' wide planting area along east-half of block, bicycle racks, and a 5'-wide bulb out for bus stop at Van Ness corner.
- 3** Franklin Street-Geary Blvd. to Post Street (east side):  
Improvements include new street trees, new paving along entire sidewalk, and permeable paving along 3'-wide tree planting zone.
- 4** Post Street-Franklin Street to Van Ness Avenue (south side):  
Improvements include: widened sidewalk, new street trees, new paving along entire sidewalk, permeable paving along 7'-wide tree planting zone (except at van-shuttle loading), seating walls at shuttle loading area, bulb-out at corner of Post Street and Van Ness, special paving at art-glass at corner of Van Ness and Post, bicycle racks, and trash/recycling receptacles at building entries.

- Notes:**
- Reference Street Improvement Permit Set for: C4.0 for paving plan; C8.0 for Streetlight plan; and, L1.1 and L2.0 for landscape layout and planting plans.
  - Reference CalTrans sheets for Van Ness Information: LP-1 for paving, and L1.0 for landscape layout and L.2.0 for planting plans.



California Pacific  
Medical Center

A Sutter Health Affiliate

California Pacific Medical Center  
P.O. Box 7999  
San Francisco, CA 94120

CATHEDRAL  
HILL HOSPITAL

OSHPD # IS-080885-38

ARCHITECT

SMITHGROUP

architecture engineering interiors planning

301 Battery Street, 7th Floor  
San Francisco, CA 94111  
T 415.227.0100  
F 415.908.0862  
www.smithgroup.com

STRUCTURAL ENGINEER

Degenkolb Engineers

300 Frank H. Ogawa Plaza  
Oakland, CA 94612  
510.272.9040

MECHANICAL ENGINEER

Ted Jacob Engineering  
Group, Inc.

1763 Broadway  
Oakland, CA 94612  
510.763.4880

ELECTRICAL ENGINEER

Silverman & Light

1201 Park Avenue, Suite 100  
Emeryville, CA 94608  
510.655.1200

SEALS AND SIGNATURES

ISSUE	REV	DATE
OSHPD REVIEW	ORIGINAL	09/01/08
CU APPLICATION		11/16/2009
CU APPLICATION UPDATE		06/03/2010
CU APPLICATION UPDATE 2		05/27/2011
CU APPLICATION UPDATE 3		02/22/2012

DRAWING TITLE  
LEVEL P3 OVERALL  
PLAN

SCALE 1/16" = 1'-0"

PROJECT NUMBER 31891.000

DRAWING NUMBER

A2.P3

384' - 9"

275' - 0"





California Pacific  
Medical Center  
A Sutter Health Affiliate

California Pacific Medical Center  
P.O. Box 7999  
San Francisco, CA 94120

CATHEDRAL  
HILL HOSPITAL

OSHPD # IS-080885-38

ARCHITECT

SMITHGROUP

architecture engineering interiors planning

301 Battery Street, 7th Floor  
San Francisco, CA 94111  
T 415.227.0100  
F 415.908.0862  
www.smithgroup.com

STRUCTURAL ENGINEER

Degenkolb Engineers

300 Frank H. Ogawa Plaza  
Oakland, CA 94612  
510.272.9040

MECHANICAL ENGINEER

Ted Jacob Engineering

Group, Inc.

1763 Broadway  
Oakland, CA 94612  
510.763.4880

ELECTRICAL ENGINEER

Silverman & Light

1201 Park Avenue, Suite 100  
Emeryville, CA 94608  
510.655.1200

SEALS AND SIGNATURES

ISSUE	REV	DATE
OSHPD REVIEW	ORIGINAL	09/01/08
CU APPLICATION		11/16/2009
CU APPLICATION UPDATE		06/03/2010
CU APPLICATION UPDATE 2		05/27/2011
CU APPLICATION UPDATE 3		02/22/2012

DRAWING TITLE  
LEVEL P2 OVERALL  
PLAN

SCALE 1/16" = 1'-0"  
PROJECT NUMBER 31891.000  
DRAWING NUMBER **A2.P2**

384' - 9"

275' - 0"



**California Pacific  
Medical Center**

A Sutter Health Affiliate

California Pacific Medical Center  
P.O. Box 7999  
San Francisco, CA 94120

**CATHEDRAL  
HILL HOSPITAL**

OSHPD # IS-080885-38

ARCHITECT

**SMITHGROUP**

architecture engineering interiors planning

301 Battery Street, 7th Floor  
San Francisco, CA 94111  
T 415.227.0100  
F 415.908.0862  
www.smithgroup.com

STRUCTURAL ENGINEER

**Degenkolb Engineers**

300 Frank H. Ogawa Plaza  
Oakland, CA 94612  
510.272.9040

MECHANICAL ENGINEER

**Ted Jacob Engineering  
Group, Inc.**

1763 Broadway  
Oakland, CA 94612  
510.763.4880

ELECTRICAL ENGINEER

**Silverman & Light**

1201 Park Avenue, Suite 100  
Emeryville, CA 94608  
510.655.1200

SEALS AND SIGNATURES

ISSUE	REV	DATE
OSHPD REVIEW	ORIGINAL	09/01/08
CU APPLICATION		11/16/2009
CU APPLICATION UPDATE		06/03/2010
CU APPLICATION UPDATE 2		05/27/2011
CU APPLICATION UPDATE 3		02/22/2012

DRAWING TITLE  
**LEVEL 1 OVERALL  
PLAN**

SCALE 1/16" = 1'-0"  
PROJECT NUMBER 31891.000  
DRAWING NUMBER **A2.01**

383' - 9"

273' - 8"

CATHEDRAL  
HILL HOSPITAL

OSHPD # IS-080885-38

ARCHITECT

**SMITHGROUP**  
architecture engineering interiors planning  
301 Battery Street, 7th Floor  
San Francisco, CA 94111  
T 415.227.0100  
F 415.908.0862  
[www.smithgroup.com](http://www.smithgroup.com)

STRUCTURAL ENGINEER

**Degenkolb Engineers**  
300 Frank H. Ogawa Plaza  
Oakland, CA 94612  
510.272.9040

MECHANICAL ENGINEER

Ted Jacob Engineering  
Group, Inc  
1763 Broadway  
Oakland, CA 94612  
510.763.4880

ELECTRICAL ENGINEER

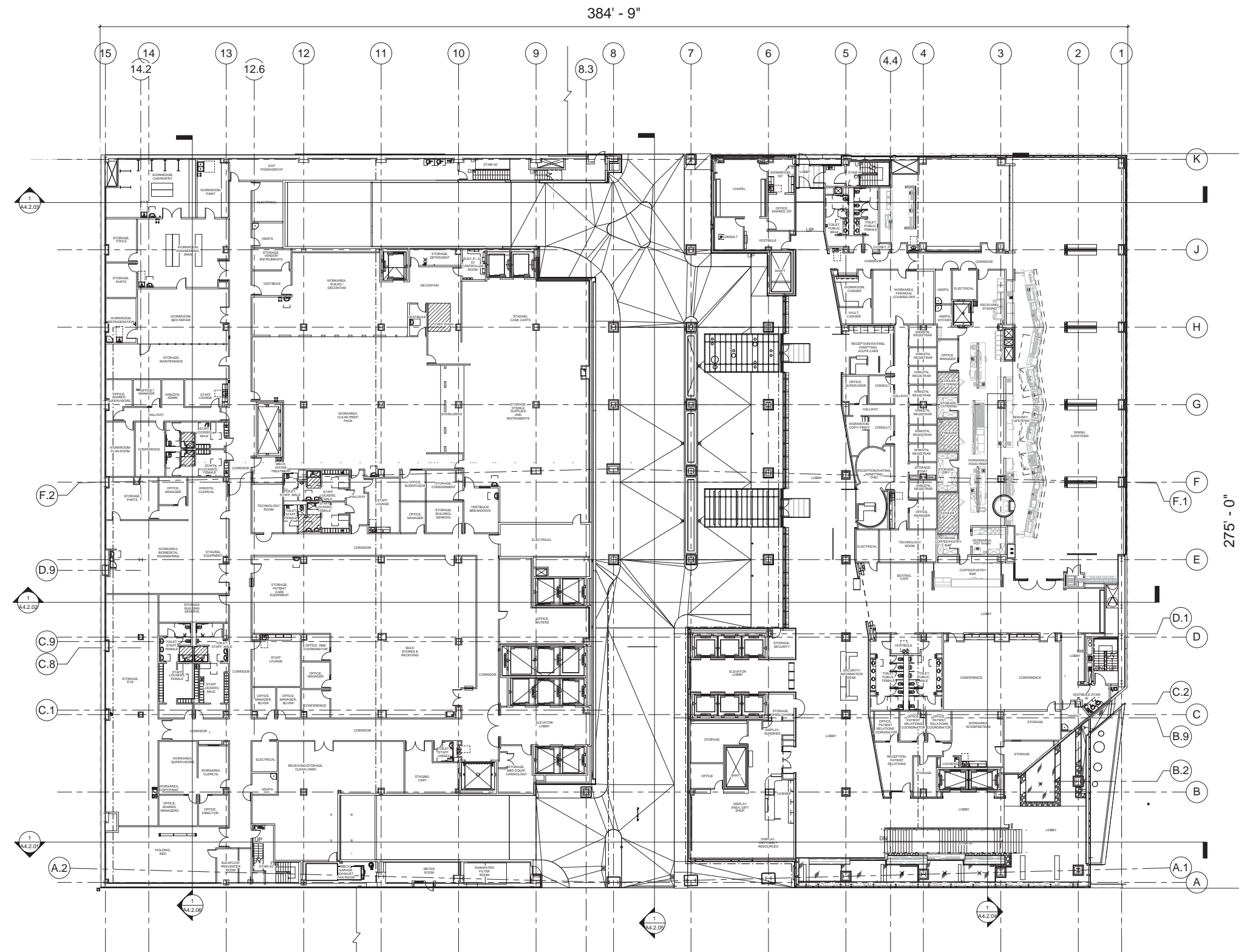
**Silverman & Light**  
1201 Park Avenue, Suite 100  
Emeryville, CA 94608  
510.655.1200

SEALS AND SIGNATURES

ISSUE	REV	DATE
OSHPD REVIEW	ORIGINAL	09/01/08
CU APPLICATION		11/16/2009
CU APPLICATION UPDATE		06/03/2010
CU APPLICATION UPDATE 2		05/27/2011
CU APPLICATION UPDATE 3		02/22/2012

DRAWING TITLE  
**LEVEL 2 OVERALL  
PLAN**

SCALE	1/16" = 1'-0"
PROJECT NUMBER	31891.000
DRAWING NUMBER	<b>A2.02</b>





California Pacific  
Medical Center

A Sutter Health Affiliate

California Pacific Medical Center  
P.O. Box 7999  
San Francisco, CA 94120

CATHEDRAL  
HILL HOSPITAL

OSHPD # IS-080885-38

ARCHITECT

**SMITHGROUP**  
architecture engineering interiors planning  
301 Battery Street, 7th Floor  
San Francisco, CA 94111  
T 415.227.0100  
F 415.908.0862  
www.smithgroup.com

STRUCTURAL ENGINEER

Degenkolb Engineers  
300 Frank H. Ogawa Plaza  
Oakland, CA 94612  
510.272.9040

MECHANICAL ENGINEER

Ted Jacob Engineering  
Group, Inc.  
1763 Broadway  
Oakland, CA 94612  
510.763.4880

ELECTRICAL ENGINEER

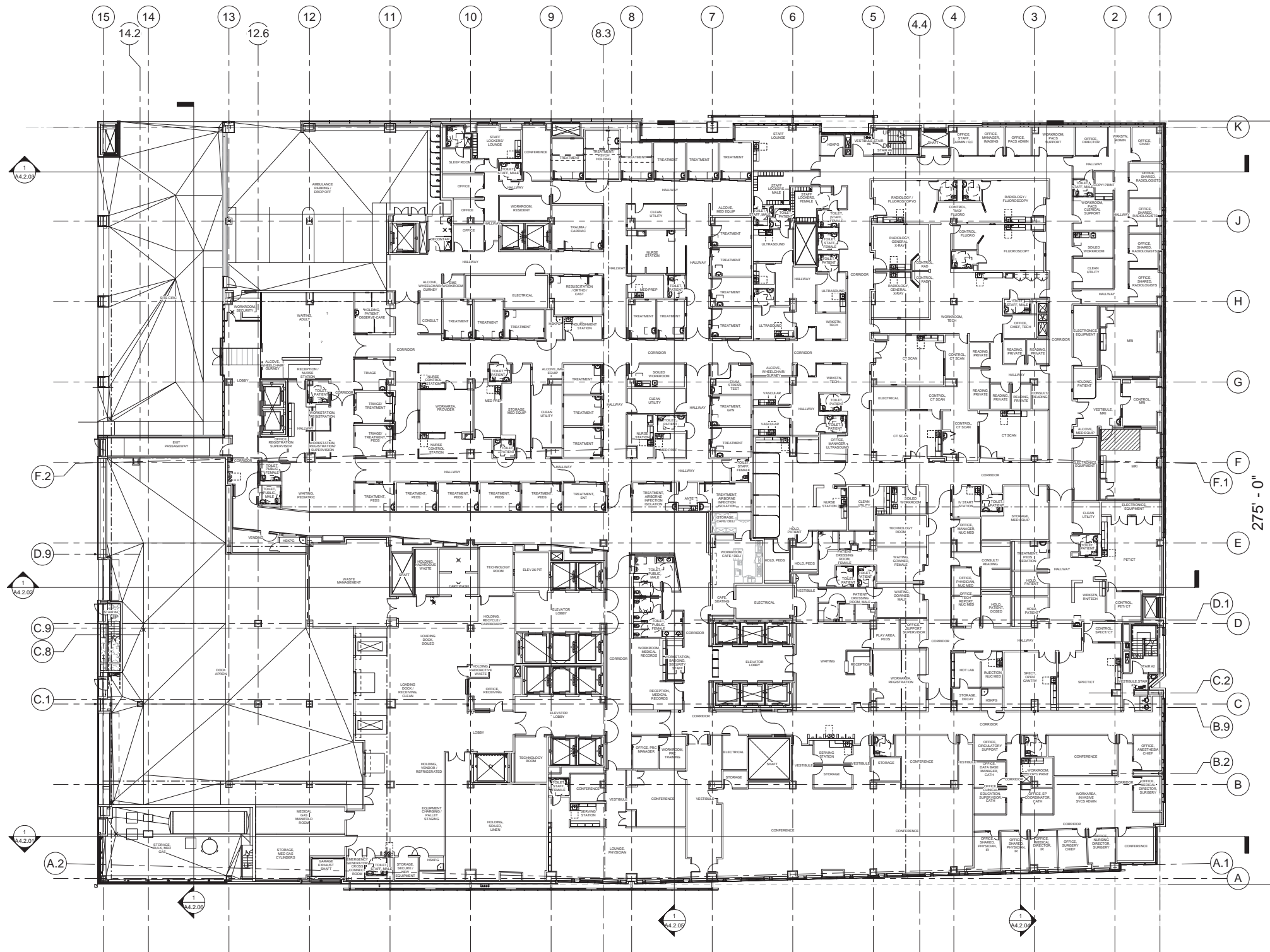
Silverman & Light  
1201 Park Avenue, Suite 100  
Emeryville, CA 94608  
510.655.1200

SEALS AND SIGNATURES

ISSUE	REV	DATE
OSHPD REVIEW	ORIGINAL	09/01/08
CU APPLICATION		11/16/2009
CU APPLICATION UPDATE		06/03/2010
CU APPLICATION UPDATE 2		05/27/2011
CU APPLICATION UPDATE 3		02/22/2012

DRAWING TITLE  
LEVEL 3 OVERALL  
PLAN

SCALE 1/16" = 1'-0"  
PROJECT NUMBER 31891.000  
DRAWING NUMBER **A2.03**







California Pacific  
Medical Center  
A Sutter Health Affiliate

California Pacific Medical Center  
P.O. Box 7999  
San Francisco, CA 94120

CATHEDRAL  
HILL HOSPITAL

OSHPD # IS-080885-38

ARCHITECT

**SMITHGROUP**  
architecture engineering interiors planning  
301 Battery Street, 7th Floor  
San Francisco, CA 94111  
T 415.227.0100  
F 415.908.0862  
www.smithgroup.com

STRUCTURAL ENGINEER

Degenkolb Engineers  
300 Frank H. Ogawa Plaza  
Oakland, CA 94612  
510.272.9040

MECHANICAL ENGINEER

Ted Jacob Engineering  
Group, Inc.  
1763 Broadway  
Oakland, CA 94612  
510.763.4880

ELECTRICAL ENGINEER

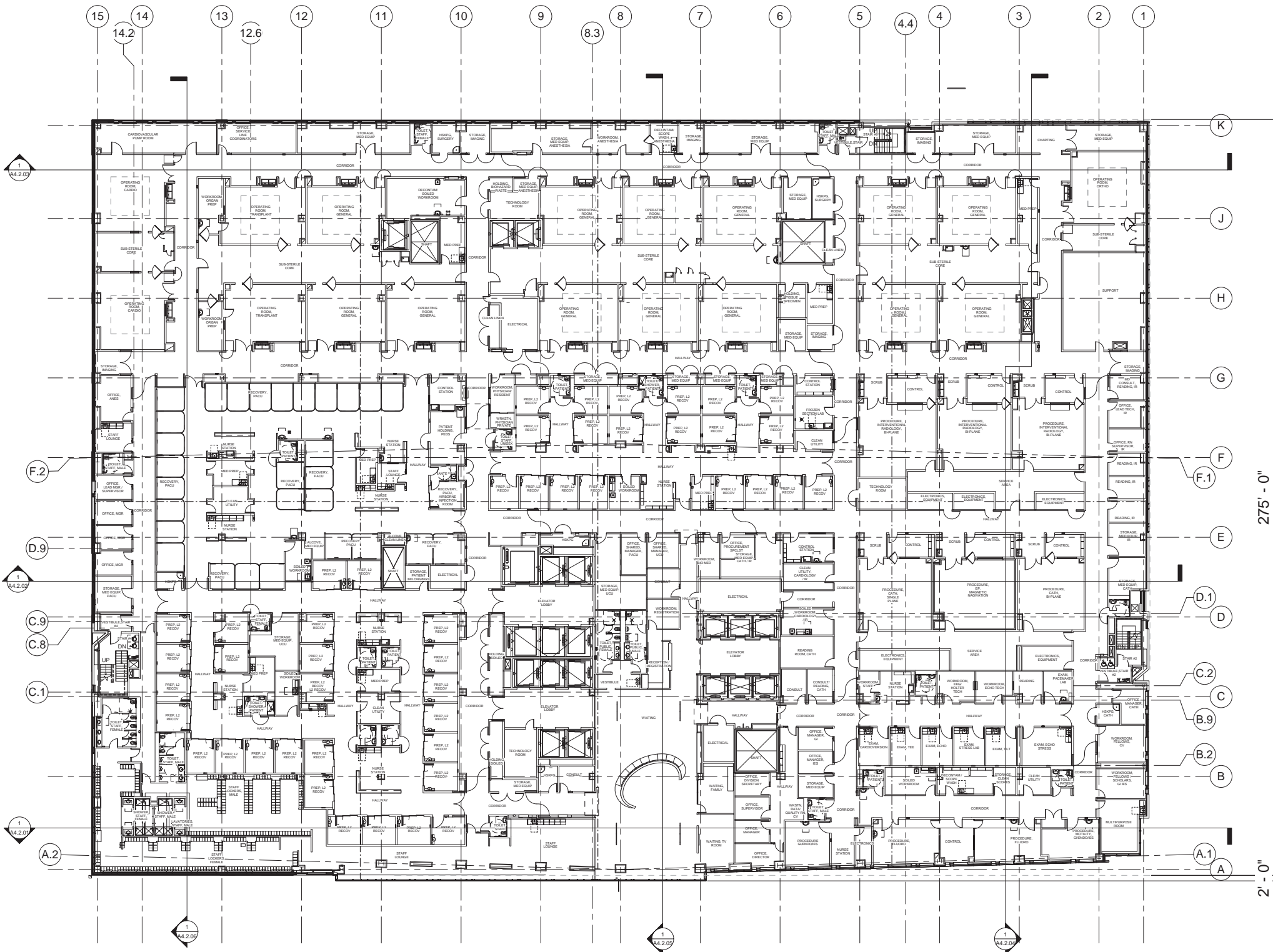
Silverman & Light  
1201 Park Avenue, Suite 100  
Emeryville, CA 94608  
510.655.1200

SEALS AND SIGNATURES

ISSUE	REV	DATE
OSHPD REVIEW	ORIGINAL	09/01/08
CU APPLICATION		11/16/2009
CU APPLICATION UPDATE		06/03/2010
CU APPLICATION UPDATE 2		05/27/2011
CU APPLICATION UPDATE 3		02/22/2012

DRAWING TITLE  
LEVEL 4 OVERALL  
PLAN

SCALE 1/16" = 1'-0"  
PROJECT NUMBER 31891.000  
DRAWING NUMBER **A2.04**





California Pacific  
Medical Center

A Sutter Health Affiliate

California Pacific Medical Center  
P.O. Box 7999  
San Francisco, CA 94120

CATHEDRAL  
HILL HOSPITAL

OSHPD # IS-080885-38

ARCHITECT

SMITHGROUP

architecture engineering interiors planning

301 Battery Street, 7th Floor  
San Francisco, CA 94111  
T 415.227.0100  
F 415.908.0862  
www.smithgroup.com

STRUCTURAL ENGINEER

Degenkolb Engineers

300 Frank H. Ogawa Plaza  
Oakland, CA 94612  
510.272.9040

MECHANICAL ENGINEER

Ted Jacob Engineering  
Group, Inc.

1763 Broadway  
Oakland, CA 94612  
510.763.4880

ELECTRICAL ENGINEER

Silverman & Light

1201 Park Avenue, Suite 100  
Emeryville, CA 94608  
510.655.1200

SEALS AND SIGNATURES

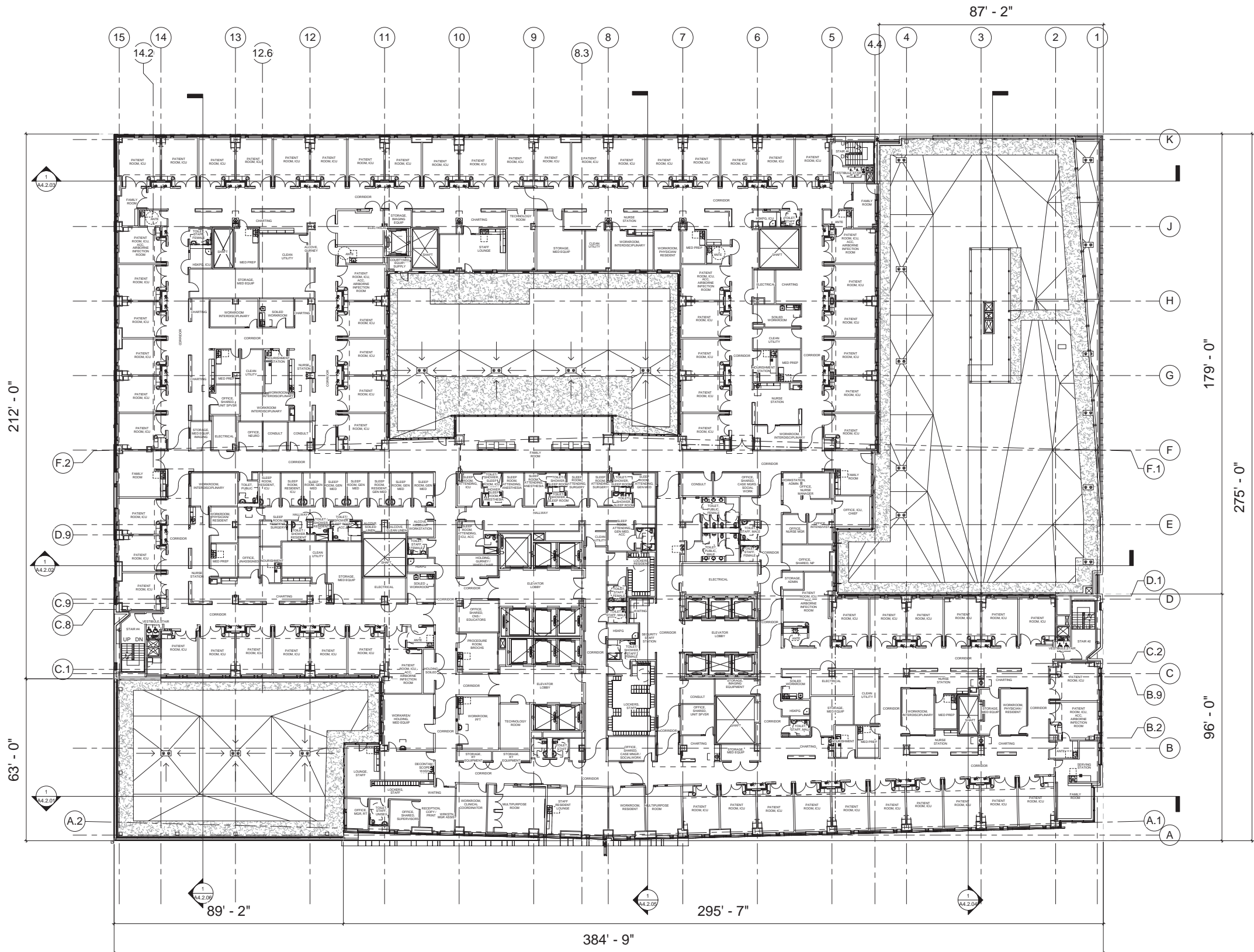
ISSUE	REV	DATE
OSHPD REVIEW	ORIGINAL	09/01/08
CU APPLICATION		11/16/2009
CU APPLICATION UPDATE		06/03/2010
CU APPLICATION UPDATE 2		05/27/2011
CU APPLICATION UPDATE 3		02/22/2012

DRAWING TITLE  
LEVEL 5 OVERALL  
PLAN

SCALE 1/16" = 1'-0"

PROJECT NUMBER 31891.000

DRAWING NUMBER **A2.05**





California Pacific  
Medical Center

A Sutter Health Affiliate

California Pacific Medical Center  
P.O. Box 7999  
San Francisco, CA 94120

CATHEDRAL  
HILL HOSPITAL

OSHPD # IS-080885-38

ARCHITECT

SMITHGROUP

architecture engineering interiors planning

301 Battery Street, 7th Floor  
San Francisco, CA 94111  
T 415.227.0100  
F 415.908.0862  
www.smithgroup.com

STRUCTURAL ENGINEER

Degenkolb Engineers

300 Frank H. Ogawa Plaza  
Oakland, CA 94612  
510.272.9040

MECHANICAL ENGINEER

Ted Jacob Engineering  
Group, Inc.

1763 Broadway  
Oakland, CA 94612  
510.763.4880

ELECTRICAL ENGINEER

Silverman & Light

1201 Park Avenue, Suite 100  
Emeryville, CA 94608  
510.655.1200

SEALS AND SIGNATURES

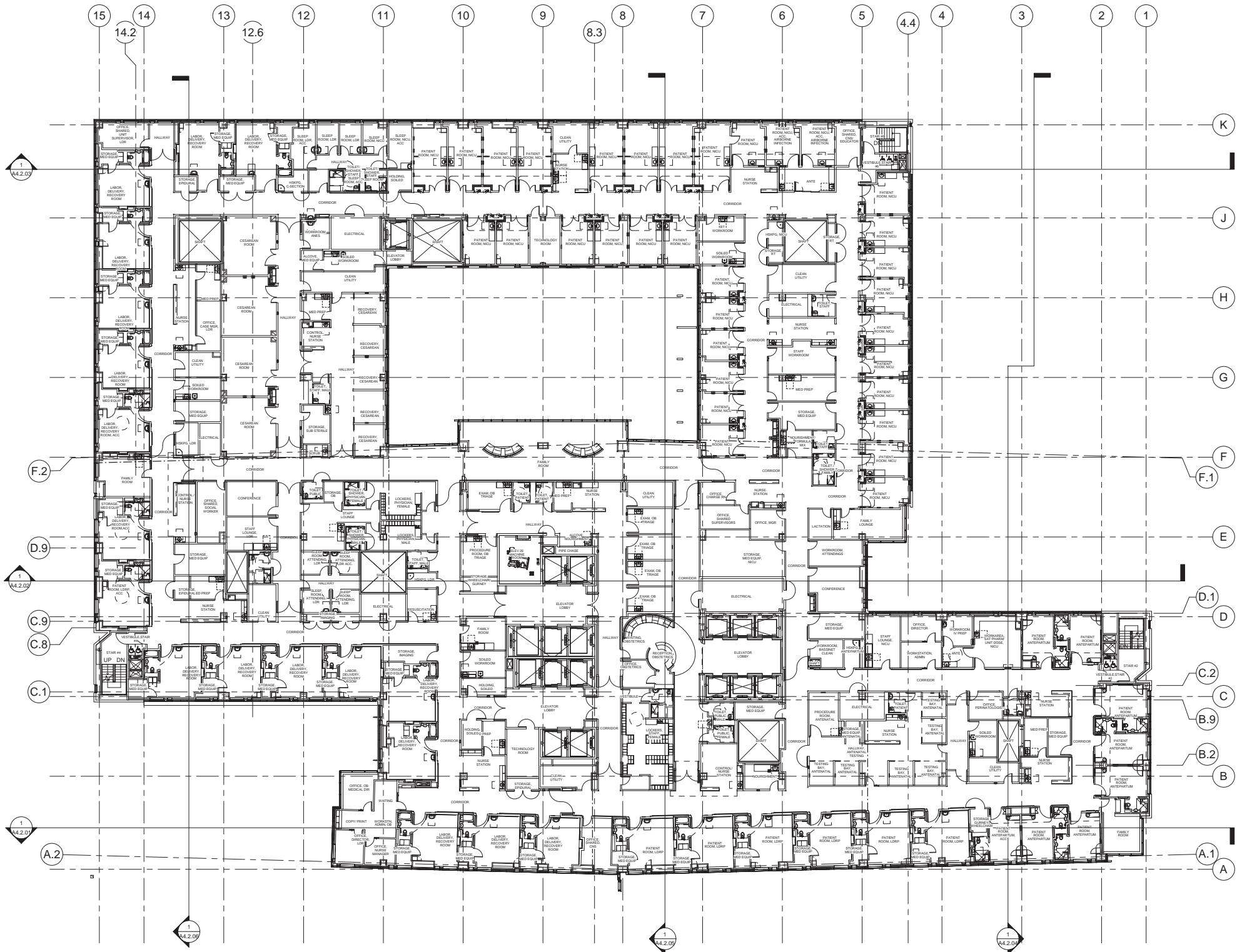
ISSUE	REV	DATE
OSHPD REVIEW	ORIGINAL	09/01/08
CU APPLICATION		11/16/2009
CU APPLICATION UPDATE		06/03/2010
CU APPLICATION UPDATE 2		05/27/2011
CU APPLICATION UPDATE 3		02/22/2012

DRAWING TITLE  
LEVEL 6 OVERALL  
PLAN

SCALE 1/16" = 1'-0"

PROJECT NUMBER 31891.000

DRAWING NUMBER **A2.06**







California Pacific  
Medical Center  
A Sutter Health Affiliate

California Pacific Medical Center  
P.O. Box 7999  
San Francisco, CA 94120

CATHEDRAL  
HILL HOSPITAL

OSHPD # IS-080885-38

ARCHITECT

**SMITHGROUP**  
architecture engineering interiors planning  
301 Battery Street, 7th Floor  
San Francisco, CA 94111  
T 415.227.0100  
F 415.908.0862  
www.smithgroup.com

STRUCTURAL ENGINEER

Degenkolb Engineers  
300 Frank H. Ogawa Plaza  
Oakland, CA 94612  
510.272.9040

MECHANICAL ENGINEER

Ted Jacob Engineering  
Group, Inc.  
1763 Broadway  
Oakland, CA 94612  
510.763.4880

ELECTRICAL ENGINEER

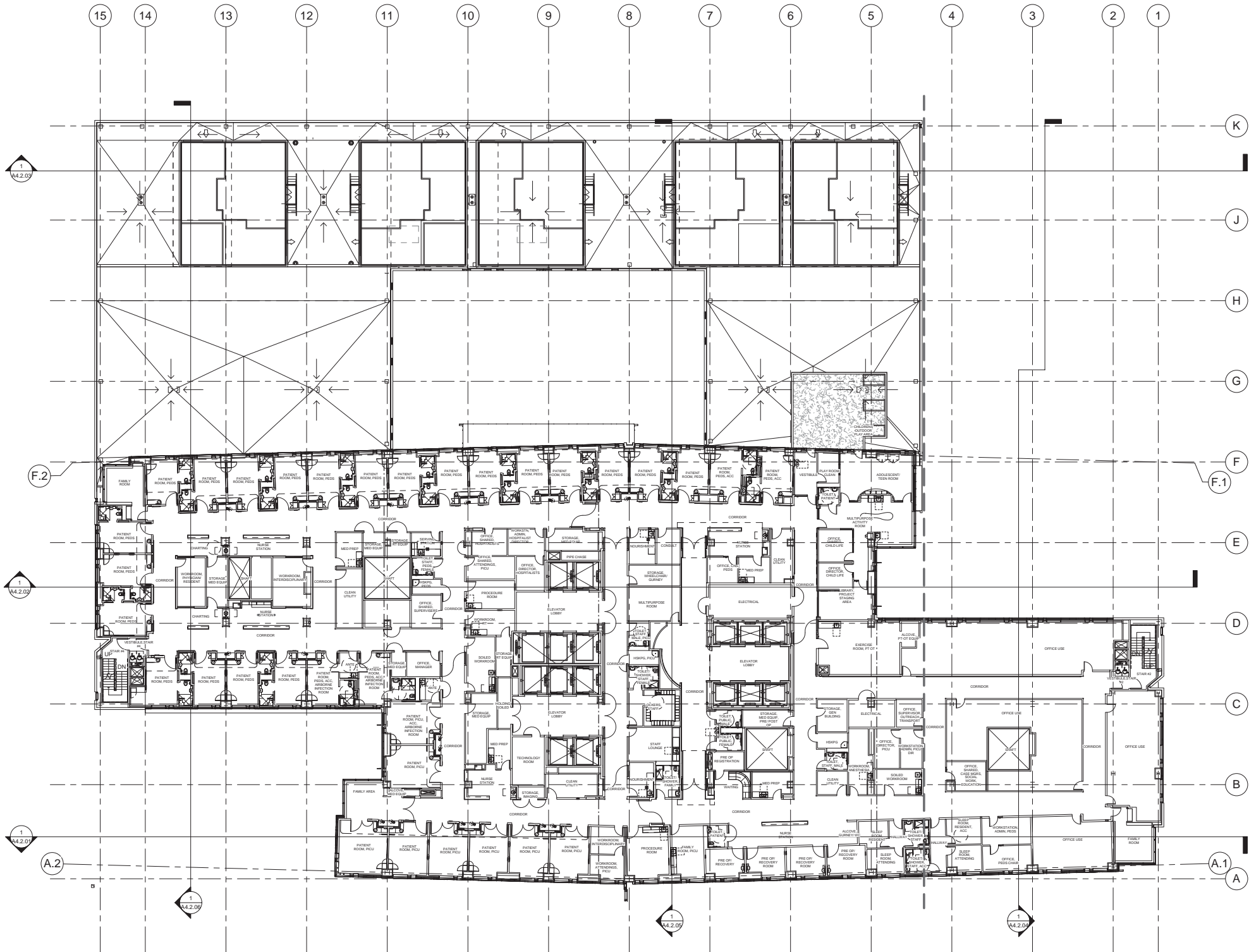
Silverman & Light  
1201 Park Avenue, Suite 100  
Emeryville, CA 94608  
510.655.1200

SEALS AND SIGNATURES

ISSUE	REV	DATE
OSHPD REVIEW	ORIGINAL	09/01/08
CU APPLICATION		11/16/2009
CU APPLICATION UPDATE		06/03/2010
CU APPLICATION UPDATE 2		05/27/2011
CU APPLICATION UPDATE 3		02/22/2012

DRAWING TITLE  
LEVEL 7 OVERALL  
PLAN

SCALE 1/16" = 1'-0"  
PROJECT NUMBER 31891.000  
DRAWING NUMBER **A2.07**







California Pacific  
Medical Center

A Sutter Health Affiliate

California Pacific Medical Center  
P.O. Box 7999  
San Francisco, CA 94120

CATHEDRAL  
HILL HOSPITAL

OSHPD # IS-080885-38

ARCHITECT

SMITHGROUP

architecture engineering interiors planning

301 Battery Street, 7th Floor  
San Francisco, CA 94111  
T 415.227.0100  
F 415.908.0862  
www.smithgroup.com

STRUCTURAL ENGINEER

Degenkolb Engineers

300 Frank H. Ogawa Plaza  
Oakland, CA 94612  
510.272.9040

MECHANICAL ENGINEER

Ted Jacob Engineering  
Group, Inc.

1763 Broadway  
Oakland, CA 94612  
510.763.4880

ELECTRICAL ENGINEER

Silverman & Light

1201 Park Avenue, Suite 100  
Emeryville, CA 94608  
510.655.1200

SEALS AND SIGNATURES

ISSUE	REV	DATE
OSHPD REVIEW	ORIGINAL	09/01/08
CU APPLICATION		11/16/2009
CU APPLICATION UPDATE		06/03/2010
CU APPLICATION UPDATE 2		05/27/2011
CU APPLICATION UPDATE 3		02/22/2012

DRAWING TITLE  
LEVEL 8 OVERALL  
PLAN

SCALE 1/16" = 1'-0"  
PROJECT NUMBER 31891.000  
DRAWING NUMBER **A2.08**





California Pacific  
Medical Center  
A Sutter Health Affiliate

California Pacific Medical Center  
P.O. Box 7999  
San Francisco, CA 94120

CATHEDRAL  
HILL HOSPITAL

OSHPD # IS-080885-38

ARCHITECT

**SMITHGROUP**  
architecture engineering interiors planning  
301 Battery Street, 7th Floor  
San Francisco, CA 94111  
T 415.227.0100  
F 415.908.0862  
www.smithgroup.com

STRUCTURAL ENGINEER

Degenkolb Engineers  
300 Frank H. Ogawa Plaza  
Oakland, CA 94612  
510.272.9040

MECHANICAL ENGINEER

Ted Jacob Engineering  
Group, Inc.  
1763 Broadway  
Oakland, CA 94612  
510.763.4880

ELECTRICAL ENGINEER

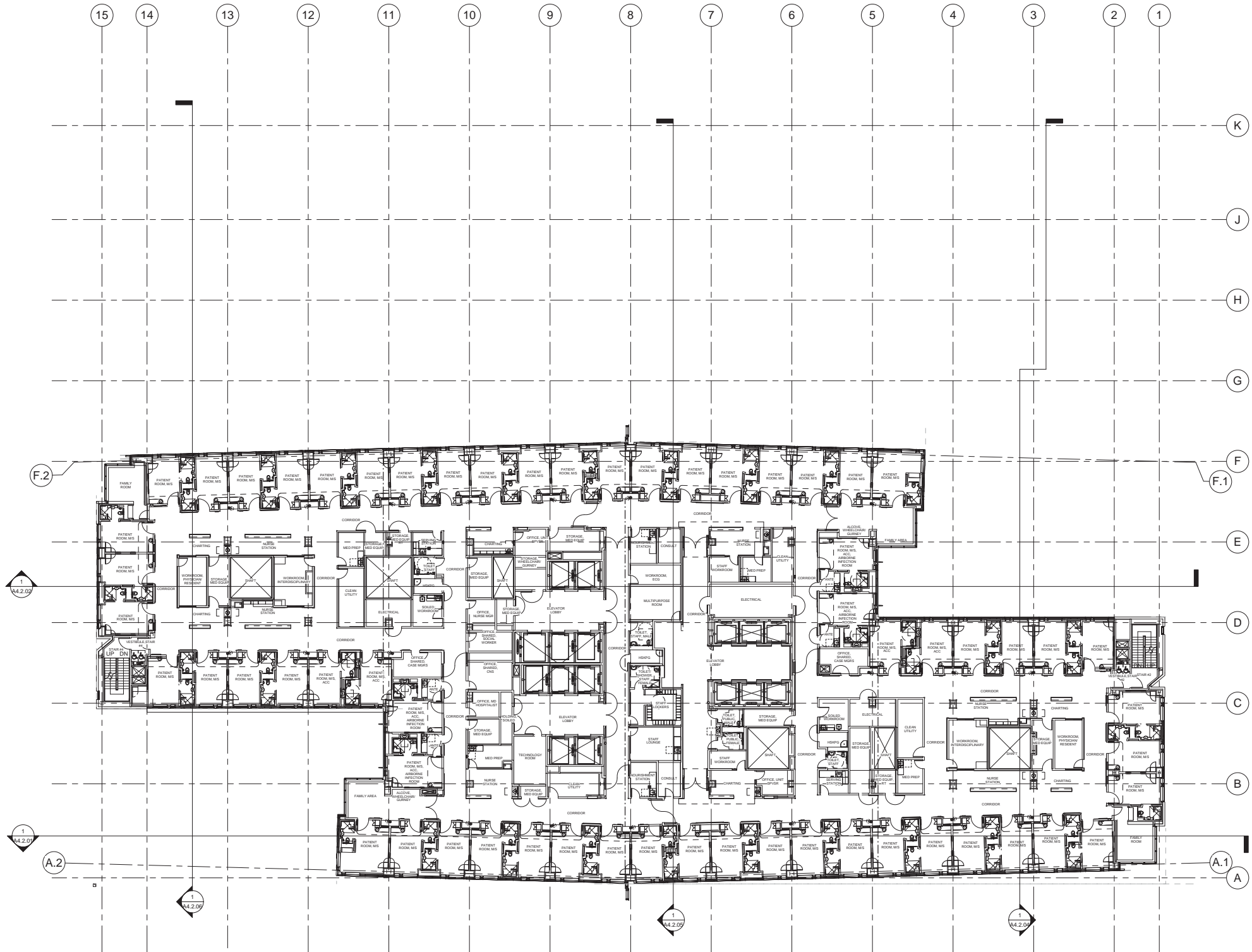
Silverman & Light  
1201 Park Avenue, Suite 100  
Emeryville, CA 94608  
510.655.1200

SEALS AND SIGNATURES

ISSUE	REV	DATE
OSHPD REVIEW	ORIGINAL	09/01/08
CU APPLICATION		11/16/2009
CU APPLICATION UPDATE		06/03/2010
CU APPLICATION UPDATE 2		05/27/2011
CU APPLICATION UPDATE 3		02/22/2012

DRAWING TITLE  
LEVEL 9 OVERALL  
PLAN

SCALE 1/16" = 1'-0"  
PROJECT NUMBER 31891.000  
DRAWING NUMBER **A2.09**





California Pacific  
Medical Center  
A Sutter Health Affiliate

California Pacific Medical Center  
P.O. Box 7999  
San Francisco, CA 94120

CATHEDRAL  
HILL HOSPITAL

OSHPD # IS-080885-38

ARCHITECT

**SMITHGROUP**  
architecture engineering interiors planning  
301 Battery Street, 7th Floor  
San Francisco, CA 94111  
T 415.227.0100  
F 415.908.0862  
www.smithgroup.com

STRUCTURAL ENGINEER

Degenkolb Engineers  
300 Frank H. Ogawa Plaza  
Oakland, CA 94612  
510.272.9040

MECHANICAL ENGINEER

Ted Jacob Engineering  
Group, Inc.  
1763 Broadway  
Oakland, CA 94612  
510.763.4880

ELECTRICAL ENGINEER

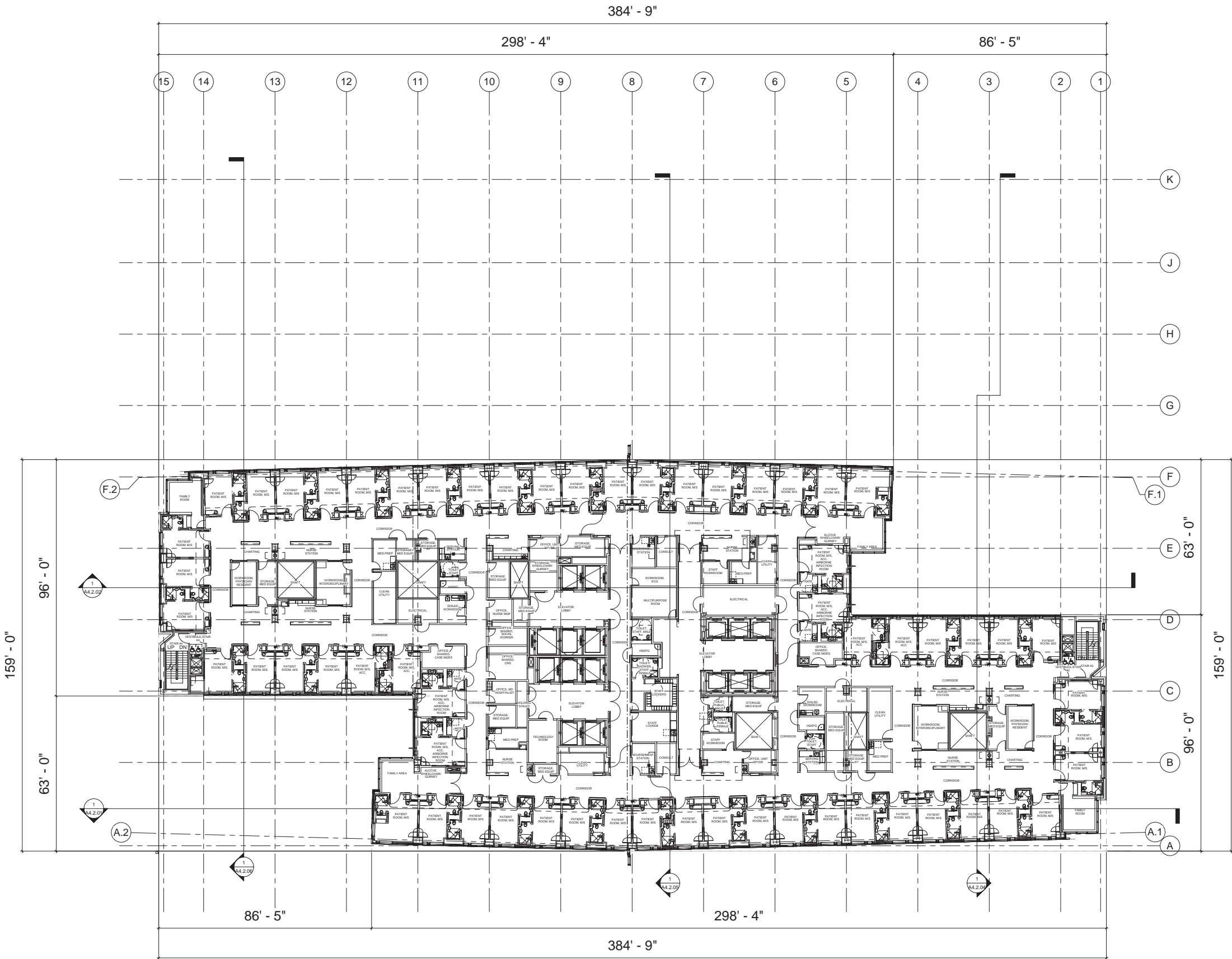
Silverman & Light  
1201 Park Avenue, Suite 100  
Emeryville, CA 94608  
510.655.1200

SEALS AND SIGNATURES

ISSUE	REV	DATE
OSHPD REVIEW	ORIGINAL	09/01/08
CU APPLICATION		11/16/2009
CU APPLICATION UPDATE		06/03/2010
CU APPLICATION UPDATE 2		05/27/2011
CU APPLICATION UPDATE 3		02/22/2012

DRAWING TITLE  
LEVEL 10 OVERALL  
PLAN

SCALE 1/16" = 1'-0"  
PROJECT NUMBER 31891.000  
DRAWING NUMBER **A2.10**





California Pacific Medical Center  
P.O. Box 7999  
San Francisco, CA 94120

OSHPD # IS-080885-38

**SMITHGROUP**  
architecture engineering interiors planning

301 Battery Street, 7th Floor  
San Francisco, CA 94111  
T 415.227.0100  
F 415.908.0862  
[www.smithgroup.com](http://www.smithgroup.com)

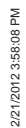
**Degenkolb Engineers**  
300 Frank H. Ogawa Plaza  
Oakland, CA 94612  
510.272.9040

**Ted Jacob Engineering  
Group, Inc.**  
1763 Broadway  
Oakland, CA 94612  
510.763.4880

**Silverman & Light**  
1201 Park Avenue, Suite 100  
Emeryville, CA 94608  
510.655.1200

ISSUE	REV	DATE
OSHPD REVIEW	ORIGINAL	09/01/08
CU APPLICATION		11/16/2009
CU APPLICATION UPDATE		06/03/2010
CU APPLICATION UPDATE 2		05/27/2011
CU APPLICATION UPDATE 3		02/22/2012

SCALE	1/16" = 1'-0"
PROJECT NUMBER	31891.000
DRAWING NUMBER	<b>A2.11</b>







California Pacific  
Medical Center  
A Sutter Health Affiliate

California Pacific Medical Center  
P.O. Box 7999  
San Francisco, CA 94120

CATHEDRAL  
HILL HOSPITAL

OSHPD # IS-080885-38

ARCHITECT

**SMITHGROUP**  
architecture engineering interiors planning  
301 Battery Street, 7th Floor  
San Francisco, CA 94111  
T 415.227.0100  
F 415.908.0862  
www.smithgroup.com

STRUCTURAL ENGINEER

Degenkolb Engineers  
300 Frank H. Ogawa Plaza  
Oakland, CA 94612  
510.272.9040

MECHANICAL ENGINEER

Ted Jacob Engineering  
Group, Inc.  
1763 Broadway  
Oakland, CA 94612  
510.763.4880

ELECTRICAL ENGINEER

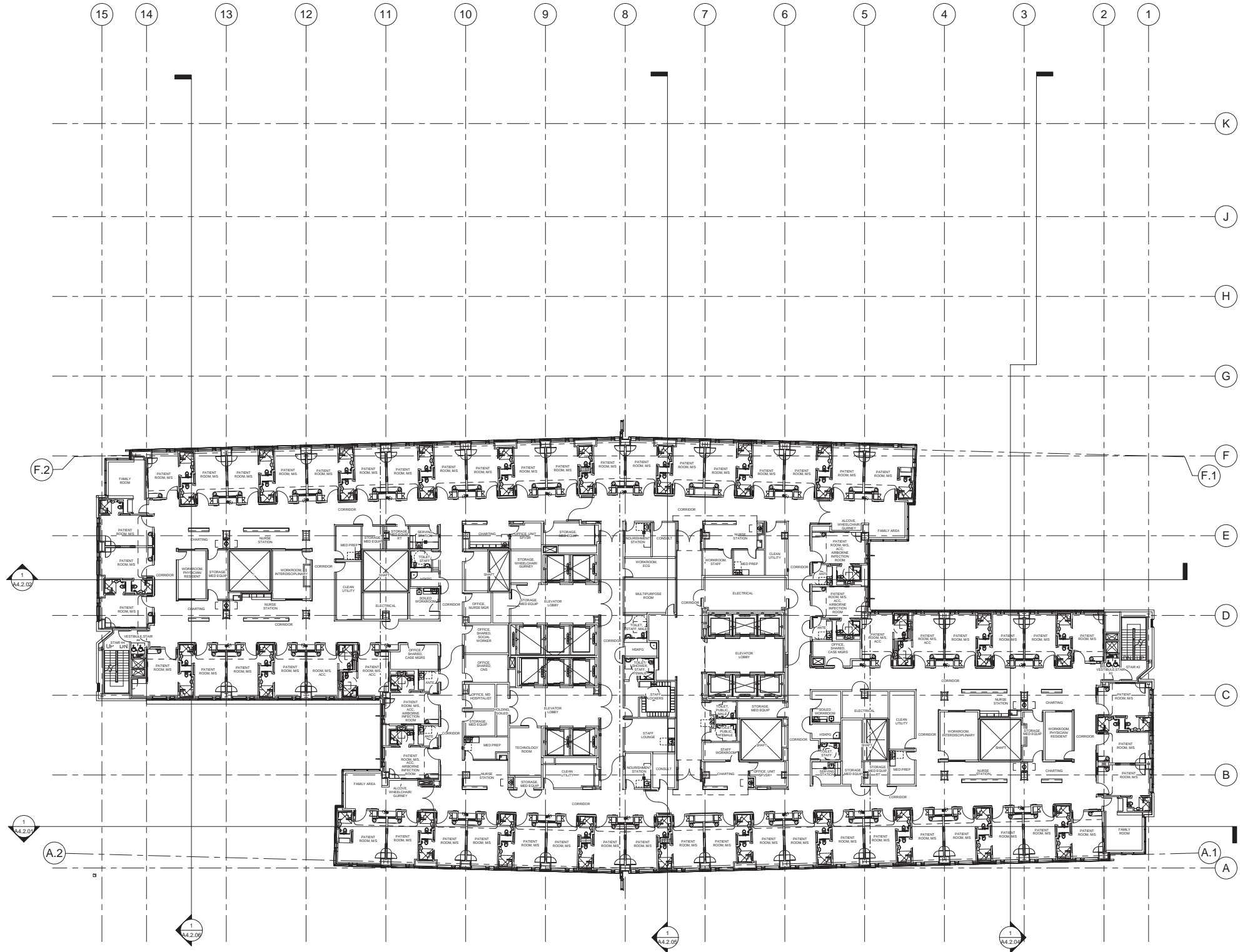
Silverman & Light  
1201 Park Avenue, Suite 100  
Emeryville, CA 94608  
510.655.1200

SEALS AND SIGNATURES

ISSUE	REV	DATE
OSHPD REVIEW	ORIGINAL	09/01/08
CU APPLICATION		11/16/2009
CU APPLICATION UPDATE		06/03/2010
CU APPLICATION UPDATE 2		05/27/2011
CU APPLICATION UPDATE 3		02/22/2012

DRAWING TITLE  
LEVEL 12 OVERALL  
PLAN

SCALE 1/16" = 1'-0"  
PROJECT NUMBER 31891.000  
DRAWING NUMBER **A2.12**



CATHEDRAL  
HILL HOSPITAL

OSHPD # IS-080885-38

ARCHITECT

**SMITHGROUP**  
architecture engineering interiors planning  
301 Battery Street, 7th Floor  
San Francisco, CA 94111  
T 415.227.0100  
F 415.908.0862  
[www.smithgroup.com](http://www.smithgroup.com)

STRUCTURAL ENGINEER

**Degenkolb Engineers**  
300 Frank H. Ogawa Plaza  
Oakland, CA 94612  
510.272.9040

MECHANICAL ENGINEER

**Ted Jacob Engineering  
Group, Inc**  
1763 Broadway  
Oakland, CA 94612  
510.763.4880

ELECTRICAL ENGINEER

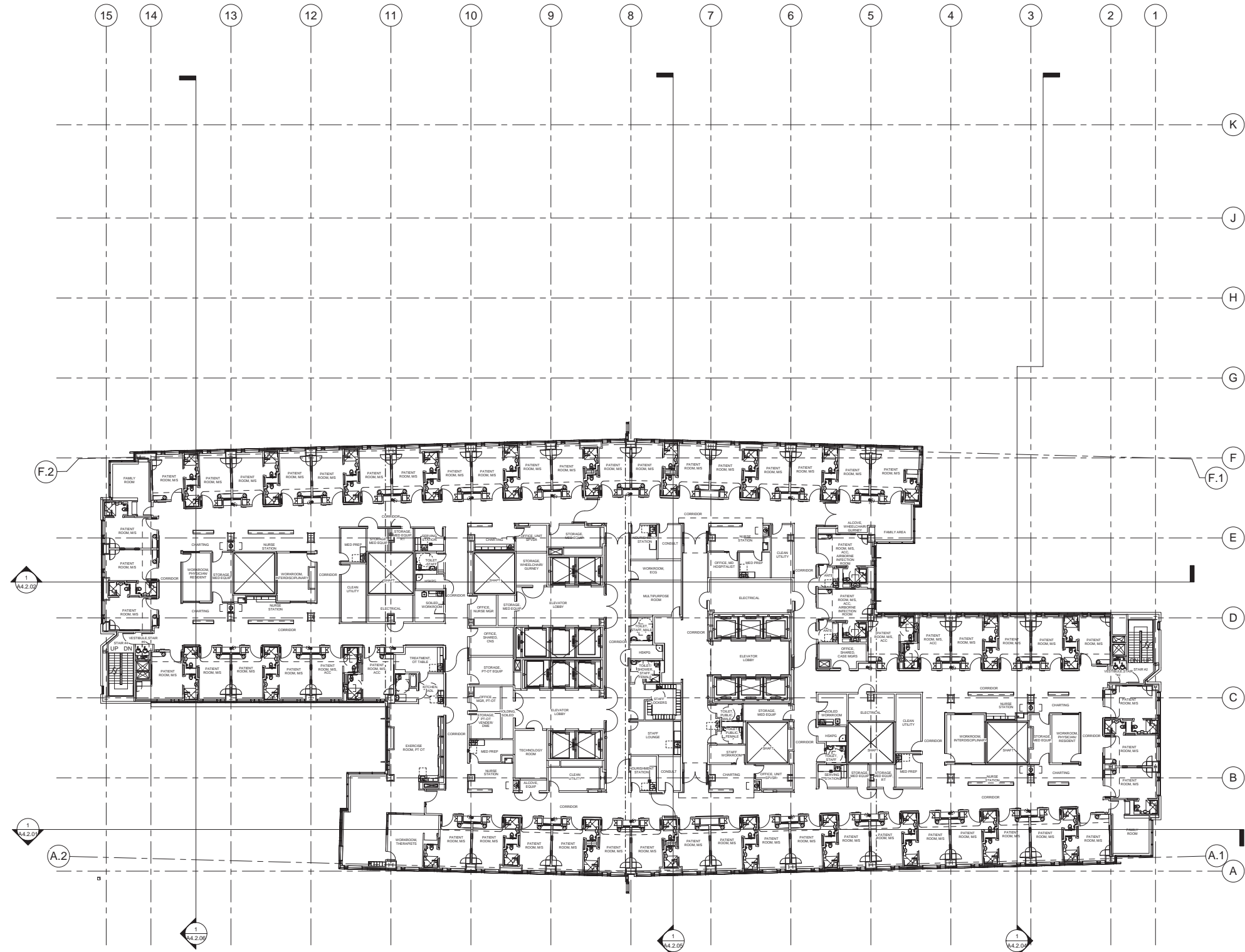
**Silverman & Light**  
1201 Park Avenue, Suite 100  
Emeryville, CA 94608  
510.655.1200

SEALS AND SIGNATURES

ISSUE	REV	DATE
OSHPD REVIEW	ORIGINAL	09/01/08
CU APPLICATION		11/16/2009
CU APPLICATION UPDATE		06/03/2010
CU APPLICATION UPDATE 2		05/27/2011
CU APPLICATION UPDATE 3		02/22/2012

DRAWING TITLE  
LEVEL 13 OVERALL  
PLAN

SCALE	1/16" = 1'-0"
PROJECT NUMBER	31891.000
DRAWING NUMBER	<b>A2.13</b>





California Pacific  
Medical Center  
A Sutter Health Affiliate

California Pacific Medical Center  
P.O. Box 7999  
San Francisco, CA 94120

CATHEDRAL  
HILL HOSPITAL

OSHPD # IS-080885-38

ARCHITECT

**SMITHGROUP**  
architecture engineering interiors planning  
301 Battery Street, 7th Floor  
San Francisco, CA 94111  
T 415.227.0100  
F 415.908.0862  
www.smithgroup.com

STRUCTURAL ENGINEER

Degenkolb Engineers  
300 Frank H. Ogawa Plaza  
Oakland, CA 94612  
510.272.9040

MECHANICAL ENGINEER

Ted Jacob Engineering  
Group, Inc.  
1763 Broadway  
Oakland, CA 94612  
510.763.4880

ELECTRICAL ENGINEER

Silverman & Light  
1201 Park Avenue, Suite 100  
Emeryville, CA 94608  
510.655.1200

SEALS AND SIGNATURES

ISSUE	REV	DATE
OSHPD REVIEW	ORIGINAL	09/01/08
CU APPLICATION		11/16/2009
CU APPLICATION UPDATE		06/03/2010
CU APPLICATION UPDATE 2		05/27/2011
CU APPLICATION UPDATE 3		02/22/2012

DRAWING TITLE  
LEVEL 14 OVERALL  
PLAN

SCALE 1/16" = 1'-0"  
PROJECT NUMBER 31891.000  
DRAWING NUMBER **A2.14**





**California Pacific  
Medical Center**

A Sutter Health Affiliate

California Pacific Medical Center  
P.O. Box 7999  
San Francisco, CA 94120

**CATHEDRAL  
HILL HOSPITAL**

OSHPD # IS-080885-38

ARCHITECT

**SMITHGROUP**

architecture engineering interiors planning

301 Battery Street, 7th Floor  
San Francisco, CA 94111  
T 415.227.0100  
F 415.908.0862  
www.smithgroup.com

STRUCTURAL ENGINEER

**Degenkolb Engineers**

300 Frank H. Ogawa Plaza  
Oakland, CA 94612  
510.272.9040

MECHANICAL ENGINEER

**Ted Jacob Engineering  
Group, Inc.**

1763 Broadway  
Oakland, CA 94612  
510.763.4880

ELECTRICAL ENGINEER

**Silverman & Light**

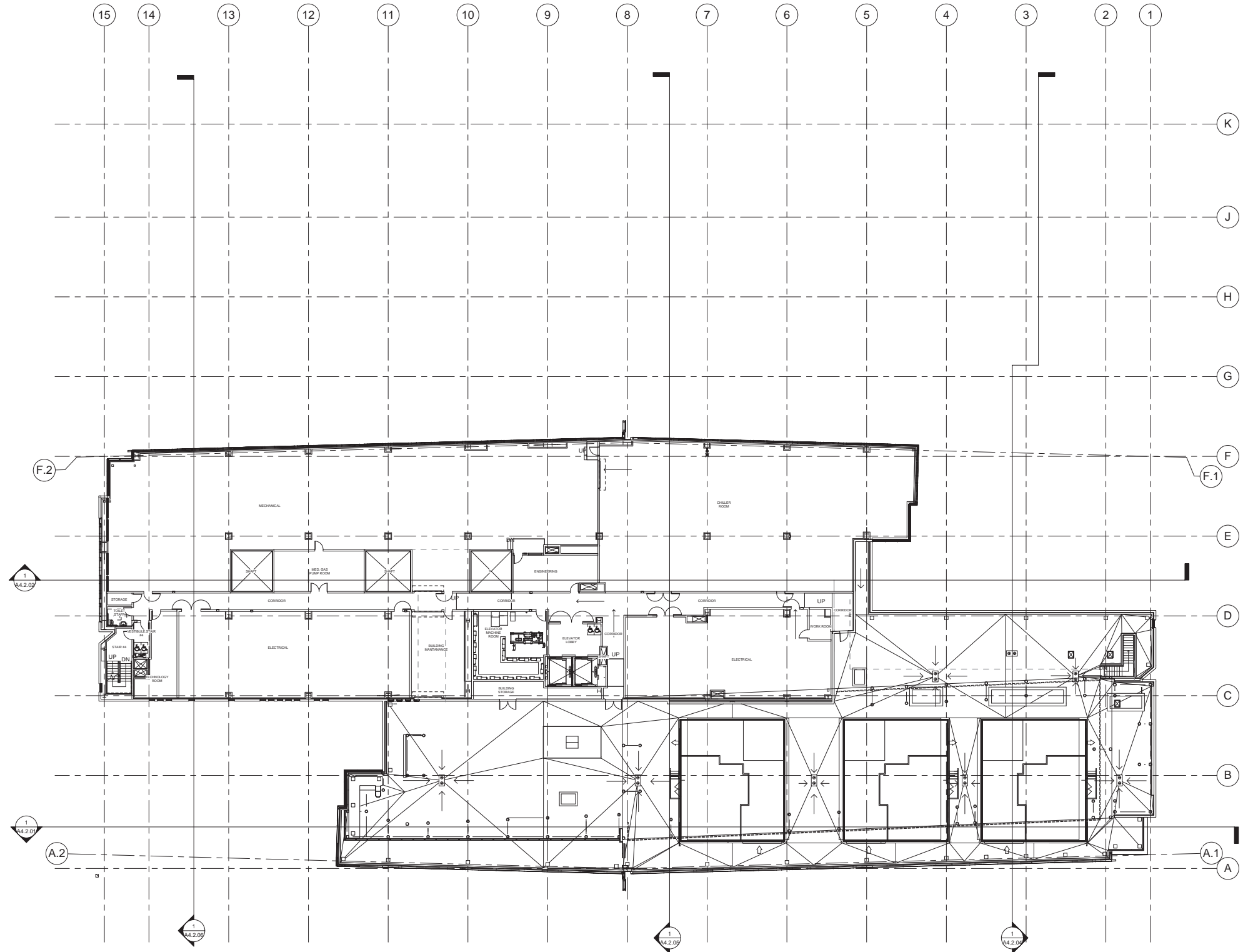
1201 Park Avenue, Suite 100  
Emeryville, CA 94608  
510.655.1200

SEALS AND SIGNATURES

ISSUE	REV	DATE
OSHPD REVIEW	ORIGINAL	09/01/08
CU APPLICATION		11/16/2009
CU APPLICATION UPDATE		06/03/2010
CU APPLICATION UPDATE 2		05/27/2011
CU APPLICATION UPDATE 3		02/22/2012

DRAWING TITLE  
**LEVEL 15 OVERALL  
PLAN**

SCALE 1/16" = 1'-0"  
PROJECT NUMBER 31891.000  
DRAWING NUMBER **A2.15**







California Pacific  
Medical Center  
A Sutter Health Affiliate

California Pacific Medical Center  
P.O. Box 7999  
San Francisco, CA 94120

CATHEDRAL  
HILL HOSPITAL

OSHPD # IS-080885-38

ARCHITECT

SMITHGROUP

architecture engineering interiors planning

301 Battery Street, 7th Floor  
San Francisco, CA 94111  
T 415.227.0100  
F 415.908.0862  
www.smithgroup.com

STRUCTURAL ENGINEER

Degenkolb Engineers  
300 Frank H. Ogawa Plaza  
Oakland, CA 94612  
510.272.9040

MECHANICAL ENGINEER

Ted Jacob Engineering  
Group, Inc.  
1763 Broadway  
Oakland, CA 94612  
510.763.4880

ELECTRICAL ENGINEER

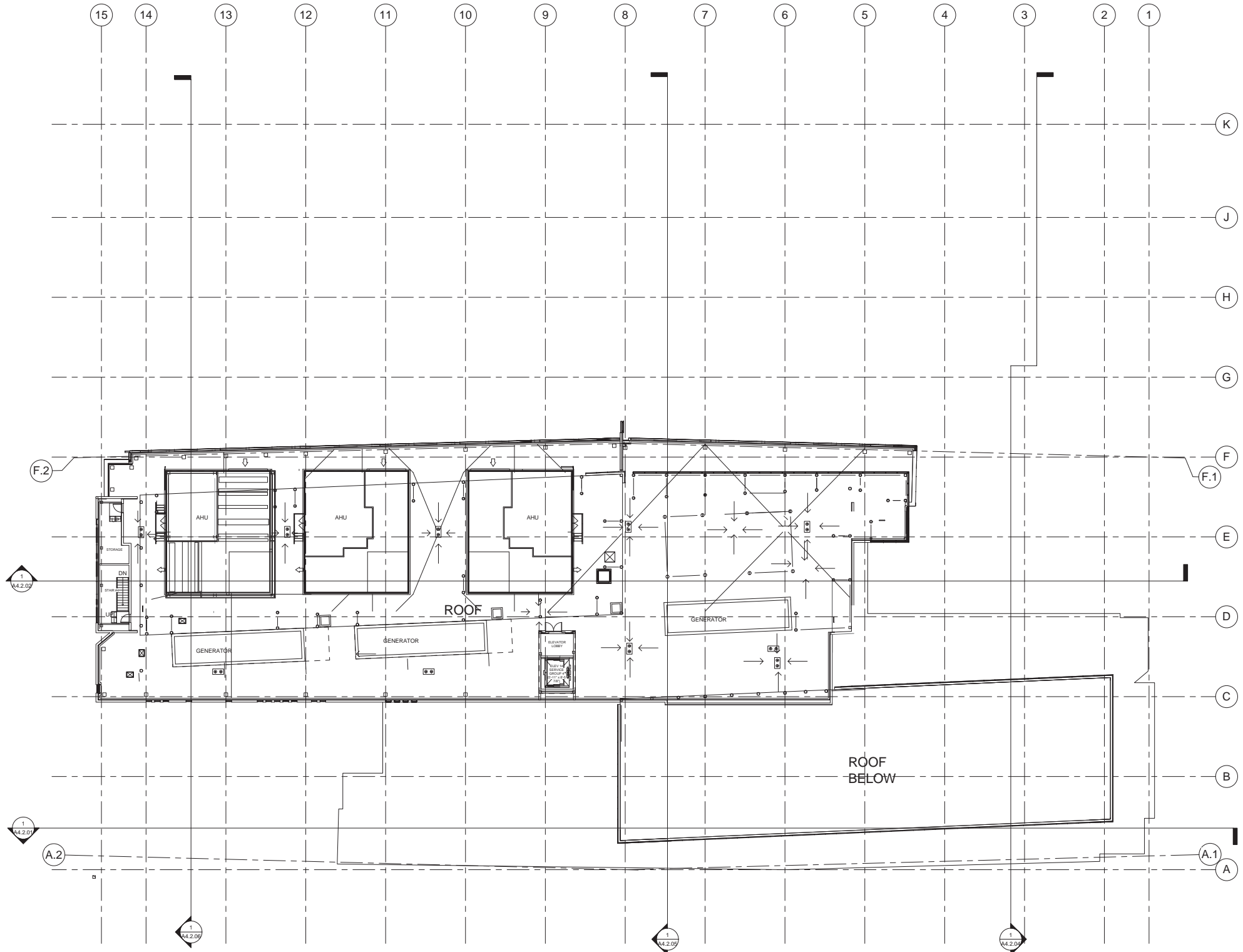
Silverman & Light  
1201 Park Avenue, Suite 100  
Emeryville, CA 94608  
510.655.1200

SEALS AND SIGNATURES

ISSUE	REV	DATE
OSHPD REVIEW	ORIGINAL	09/01/08
CU APPLICATION		11/16/2009
CU APPLICATION UPDATE		06/03/2010
CU APPLICATION UPDATE 2		05/27/2011
CU APPLICATION UPDATE 3		02/22/2012

DRAWING TITLE  
LEVEL 16 ROOF  
PLAN

SCALE 1/16" = 1'-0"  
PROJECT NUMBER 31891.000  
DRAWING NUMBER **A2.16**





California Pacific  
Medical Center

A Sutter Health Affiliate

California Pacific Medical Center  
P.O. Box 7999  
San Francisco, CA 94120

CATHEDRAL  
HILL HOSPITAL

OSHPD # IS-080885-38

ARCHITECT

SMITHGROUP

architecture engineering interiors planning

301 Battery Street, 7th Floor  
San Francisco, CA 94111  
T 415.227.0100  
F 415.908.0862  
www.smithgroup.com

STRUCTURAL ENGINEER

Degenkolb Engineers

300 Frank H. Ogawa Plaza  
Oakland, CA 94612  
510.272.9040

MECHANICAL ENGINEER

Ted Jacob Engineering  
Group, Inc.

1763 Broadway  
Oakland, CA 94612  
510.763.4880

ELECTRICAL ENGINEER

Silverman & Light

1201 Park Avenue, Suite 100  
Emeryville, CA 94608  
510.655.1200

SEALS AND SIGNATURES

ISSUE	REV	DATE
OSHPD REVIEW	ORIGINAL	09/01/08
CU APPLICATION		11/16/2009
CU APPLICATION UPDATE		06/03/2010
CU APPLICATION UPDATE 2		05/27/2011
CU APPLICATION UPDATE 3		02/22/2012


DRAWING TITLE  
NORTH ELEVATION

SCALE 1/16" = 1'-0"

PROJECT NUMBER 31891.000

DRAWING NUMBER

A4.1.01



1 Overall North Elevation  
SCALE: 1/16" = 1'-0"



**California Pacific  
Medical Center**

A Sutter Health Affiliate

California Pacific Medical Center  
P.O. Box 7999  
San Francisco, CA 94120

**CATHEDRAL  
HILL HOSPITAL**

OSHPD # IS-080885-38

ARCHITECT

**SMITHGROUP**

architecture engineering interiors planning

301 Battery Street, 7th Floor  
San Francisco, CA 94111  
T 415.227.0100  
F 415.908.0862  
www.smithgroup.com

STRUCTURAL ENGINEER

**Degenkolb Engineers**

300 Frank H. Ogawa Plaza  
Oakland, CA 94612  
510.272.9040

MECHANICAL ENGINEER

**Ted Jacob Engineering  
Group, Inc.**

1763 Broadway  
Oakland, CA 94612  
510.763.4880

ELECTRICAL ENGINEER

**Silverman & Light**


1201 Park Avenue, Suite 100  
Emeryville, CA 94608  
510.655.1200

SEALS AND SIGNATURES

ISSUE	REV	DATE
OSHPD REVIEW	ORIGINAL	09/01/08
CU APPLICATION		11/16/2009
CU APPLICATION UPDATE		06/03/2010
CU APPLICATION UPDATE 2		05/27/2011
CU APPLICATION UPDATE 3		02/22/2012

DRAWING TITLE  
**EAST ELEVATION**

SCALE 1/16" = 1'-0"  
PROJECT NUMBER 31891.000  
DRAWING NUMBER **A4.1.02**



1 Overall East Elevation  
SCALE: 1/16" = 1'-0"





California Pacific  
Medical Center

A Sutter Health Affiliate

California Pacific Medical Center  
P.O. Box 7999  
San Francisco, CA 94120

CATHEDRAL  
HILL HOSPITAL

OSHPD # IS-080885-38

ARCHITECT

SMITHGROUP

architecture engineering interiors planning

301 Battery Street, 7th Floor  
San Francisco, CA 94111  
T 415.227.0100  
F 415.908.0862  
www.smithgroup.com

STRUCTURAL ENGINEER

Degenkolb Engineers

300 Frank H. Ogawa Plaza  
Oakland, CA 94612  
510.272.9040

MECHANICAL ENGINEER

Ted Jacob Engineering

Group, Inc.

1763 Broadway  
Oakland, CA 94612  
510.763.4880

ELECTRICAL ENGINEER

Silverman & Light


1201 Park Avenue, Suite 100  
Emeryville, CA 94608  
510.655.1200

SEALS AND SIGNATURES

ISSUE	REV	DATE
OSHPD REVIEW	ORIGINAL	09/01/08
CU APPLICATION		11/16/2009
CU APPLICATION UPDATE		06/03/2010
CU APPLICATION UPDATE 2		05/27/2011
CU APPLICATION UPDATE 3		02/22/2012

DRAWING TITLE  
SOUTH ELEVATION

SCALE 1/16" = 1'-0"  
PROJECT NUMBER 31891.000  
DRAWING NUMBER A4.1.03



1 Overall South Elevation  
SCALE: 1/16" = 1'-0"





California Pacific  
Medical Center  
A Sutter Health Affiliate

California Pacific Medical Center  
P.O. Box 7999  
San Francisco, CA 94120

## CATHEDRAL HILL HOSPITAL

OSHPD # IS-080885-38

ARCHITECT

### SMITHGROUP

architecture engineering interiors planning

301 Battery Street, 7th Floor  
San Francisco, CA 94111  
T 415.227.0100  
F 415.908.0862  
www.smithgroup.com

STRUCTURAL ENGINEER

### Degenkolb Engineers

300 Frank H. Ogawa Plaza  
Oakland, CA 94612  
510.272.9040

MECHANICAL ENGINEER

### Ted Jacob Engineering Group, Inc.

1763 Broadway  
Oakland, CA 94612  
510.763.4880

ELECTRICAL ENGINEER

### Silverman & Light

1201 Park Avenue, Suite 100  
Emeryville, CA 94608  
510.655.1200

SEALS AND SIGNATURES

ISSUE	REV	DATE
OSHPD REVIEW	ORIGINAL	09/01/08
CU APPLICATION		11/16/2009
CU APPLICATION UPDATE		06/03/2010
CU APPLICATION UPDATE 2		05/27/2011
CU APPLICATION UPDATE 3		02/22/2012

DRAWING TITLE


WEST ELEVATION

SCALE 1/16" = 1'-0"

PROJECT NUMBER 31891.000

DRAWING NUMBER

A4.1.04



1 Overall West Elevation  
SCALE: 1/16" = 1'-0"



California Pacific  
Medical Center

A Sutter Health Affiliate

California Pacific Medical Center  
P.O. Box 7999  
San Francisco, CA 94120

CATHEDRAL  
HILL HOSPITAL

OSHPD # IS-080885-38

ARCHITECT

SMITHGROUP

architecture engineering interiors planning

301 Battery Street, 7th Floor  
San Francisco, CA 94111  
T 415.227.0100  
F 415.908.0862  
www.smithgroup.com

STRUCTURAL ENGINEER

Degenkolb Engineers

300 Frank H. Ogawa Plaza  
Oakland, CA 94612  
510.272.9040

MECHANICAL ENGINEER

Ted Jacob Engineering

Group, Inc.

1763 Broadway  
Oakland, CA 94612  
510.763.4880

ELECTRICAL ENGINEER

Silverman & Light

1201 Park Avenue, Suite 100  
Emeryville, CA 94608  
510.655.1200

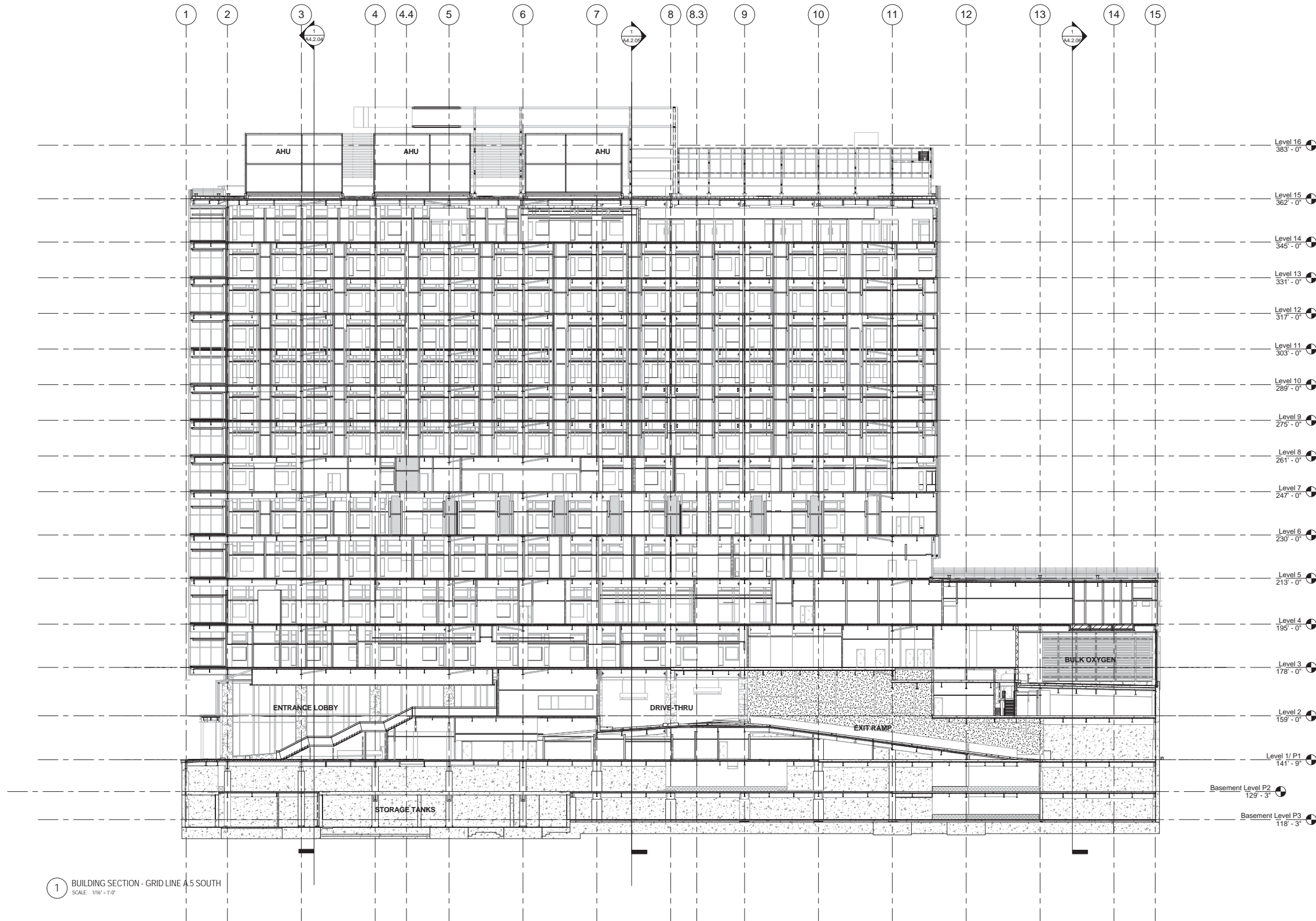
SEALS AND SIGNATURES

ISSUE	REV	DATE
OSHPD REVIEW	ORIGINAL	09/01/08
CU APPLICATION		11/16/2009
CU APPLICATION UPDATE		06/03/2010
CU APPLICATION UPDATE 2		05/27/2011
CU APPLICATION UPDATE 3		02/22/2012

DRAWING TITLE  
BUILDING SECTION

SCALE 1/16" = 1'-0"  
PROJECT NUMBER 31891.000  
DRAWING NUMBER

A4.2.01



1 BUILDING SECTION - GRID LINE A-5 SOUTH  
SCALE: 1/16" = 1'-0"



California Pacific  
Medical Center  
A Sutter Health Affiliate

California Pacific Medical Center  
P.O. Box 7999  
San Francisco, CA 94120

CATHEDRAL  
HILL HOSPITAL

OSHPD # IS-080885-38

ARCHITECT

**SMITHGROUP**  
architecture engineering interiors planning  
301 Battery Street, 7th Floor  
San Francisco, CA 94111  
T 415.227.0100  
F 415.908.0862  
www.smithgroup.com

STRUCTURAL ENGINEER

Degenkolb Engineers  
300 Frank H. Ogawa Plaza  
Oakland, CA 94612  
510.272.9040

MECHANICAL ENGINEER

Ted Jacob Engineering  
Group, Inc.  
1763 Broadway  
Oakland, CA 94612  
510.763.4880

ELECTRICAL ENGINEER

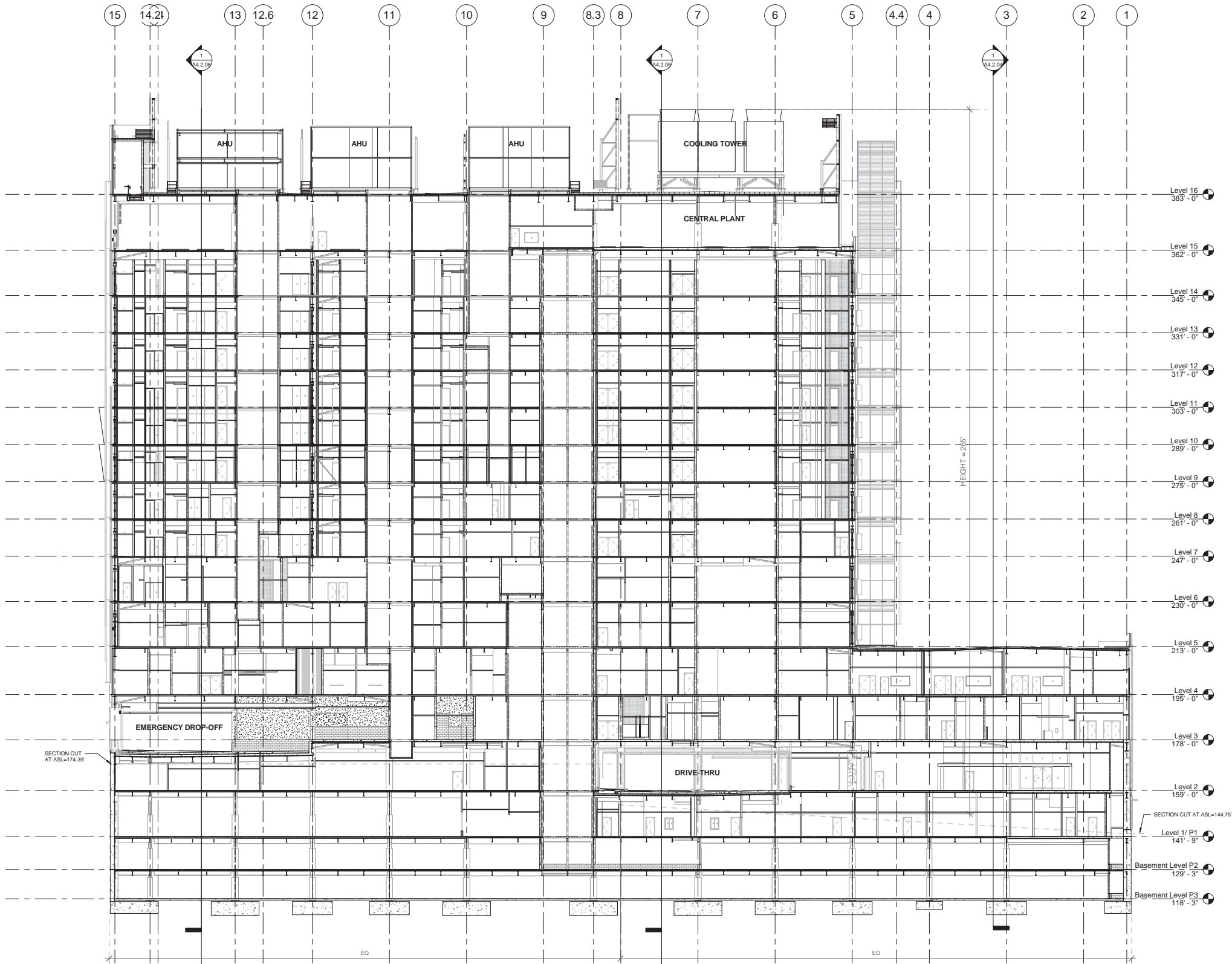
Silverman & Light  
1201 Park Avenue, Suite 100  
Emeryville, CA 94608  
510.655.1200

SEALS AND SIGNATURES

ISSUE	REV	DATE
OSHPD REVIEW	ORIGINAL	09/01/08
CU APPLICATION		11/16/2009
CU APPLICATION UPDATE		06/03/2010
CU APPLICATION UPDATE 2		05/27/2011
CU APPLICATION UPDATE 3		02/22/2012

DRAWING TITLE  
BUILDING SECTION

SCALE 1/16" = 1'-0"  
PROJECT NUMBER 31891.000  
DRAWING NUMBER **A4.2.02**



1 BUILDING SECTION - GRID LINE D.5 NORTH  
SCALE: 1/16" = 1'-0"



California Pacific  
Medical Center  
A Sutter Health Affiliate

California Pacific Medical Center  
P.O. Box 7999  
San Francisco, CA 94120

## CATHEDRAL HILL HOSPITAL

OSHPD # IS-080885-38

ARCHITECT

### SMITHGROUP

architecture engineering interiors planning

301 Battery Street, 7th Floor  
San Francisco, CA 94111  
T 415.227.0100  
F 415.908.0862  
www.smithgroup.com

STRUCTURAL ENGINEER

Degenkolb Engineers  
300 Frank H. Ogawa Plaza  
Oakland, CA 94612  
510.272.9040

MECHANICAL ENGINEER

Ted Jacob Engineering  
Group, Inc.  
1763 Broadway  
Oakland, CA 94612  
510.763.4880

ELECTRICAL ENGINEER

Silverman & Light  
1201 Park Avenue, Suite 100  
Emeryville, CA 94608  
510.655.1200

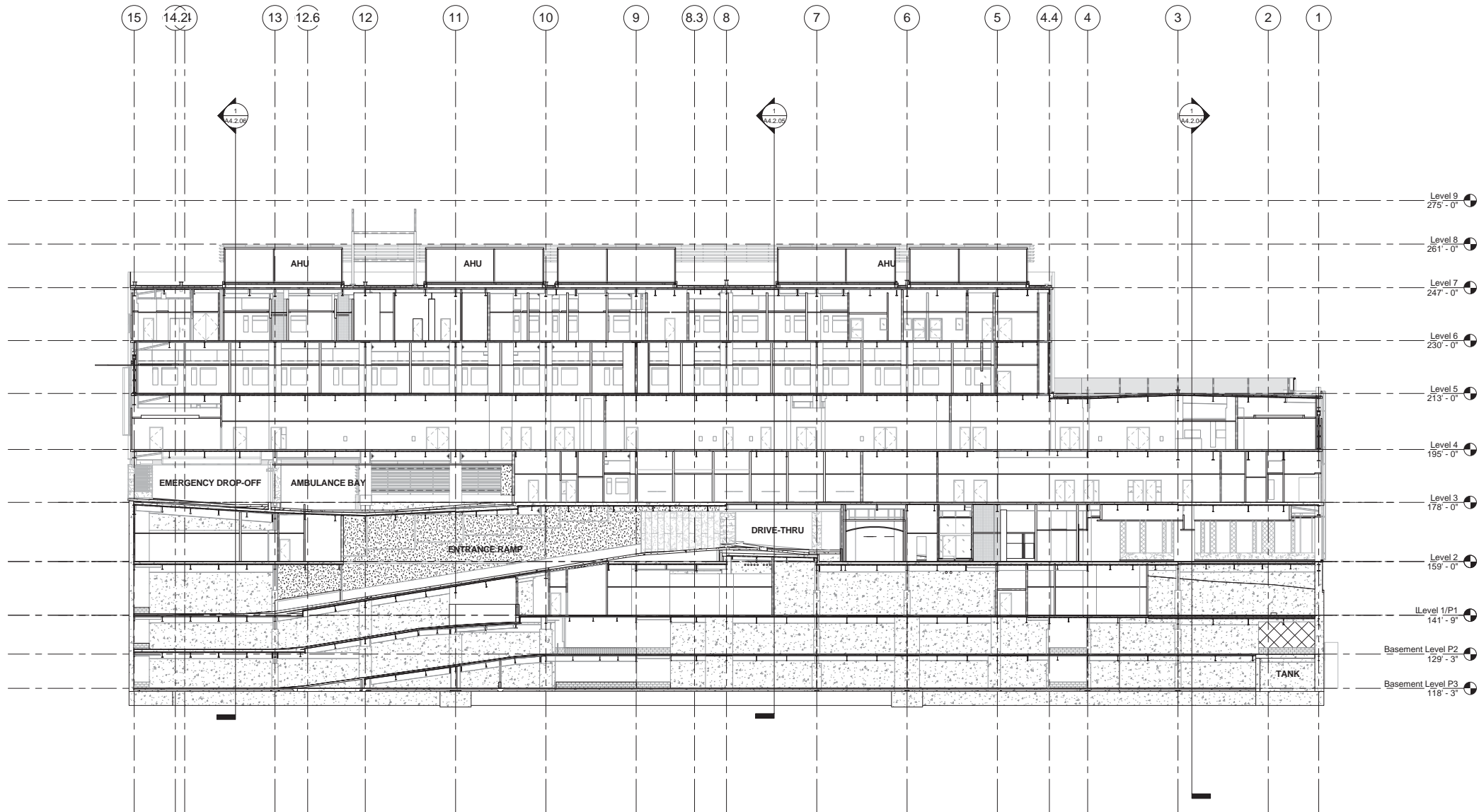
SEALS AND SIGNATURES

ISSUE	REV	DATE
OSHPD REVIEW	ORIGINAL	09/01/08
CU APPLICATION		11/16/2009
CU APPLICATION UPDATE		06/03/2010
CU APPLICATION UPDATE 2		05/27/2011
CU APPLICATION UPDATE 3		02/22/2012

DRAWING TITLE  
BUILDING SECTION

SCALE 1/16" = 1'-0"  
PROJECT NUMBER 31891.000  
DRAWING NUMBER

A4.2.03



1 BUILDING SECTION - GRID LINE J.5 NORTH  
SCALE: 1/16" = 1'-0"





California Pacific  
Medical Center

A Sutter Health Affiliate

California Pacific Medical Center  
P.O. Box 7999  
San Francisco, CA 94120

CATHEDRAL  
HILL HOSPITAL

OSHPD # IS-080885-38

ARCHITECT

SMITHGROUP

architecture engineering interiors planning

301 Battery Street, 7th Floor  
San Francisco, CA 94111  
T 415.227.0100  
F 415.908.0862  
www.smithgroup.com

STRUCTURAL ENGINEER

Degenkolb Engineers

300 Frank H. Ogawa Plaza  
Oakland, CA 94612  
510.272.9040

MECHANICAL ENGINEER

Ted Jacob Engineering  
Group, Inc.

1763 Broadway  
Oakland, CA 94612  
510.763.4880

ELECTRICAL ENGINEER

Silverman & Light

1201 Park Avenue, Suite 100  
Emeryville, CA 94608  
510.655.1200

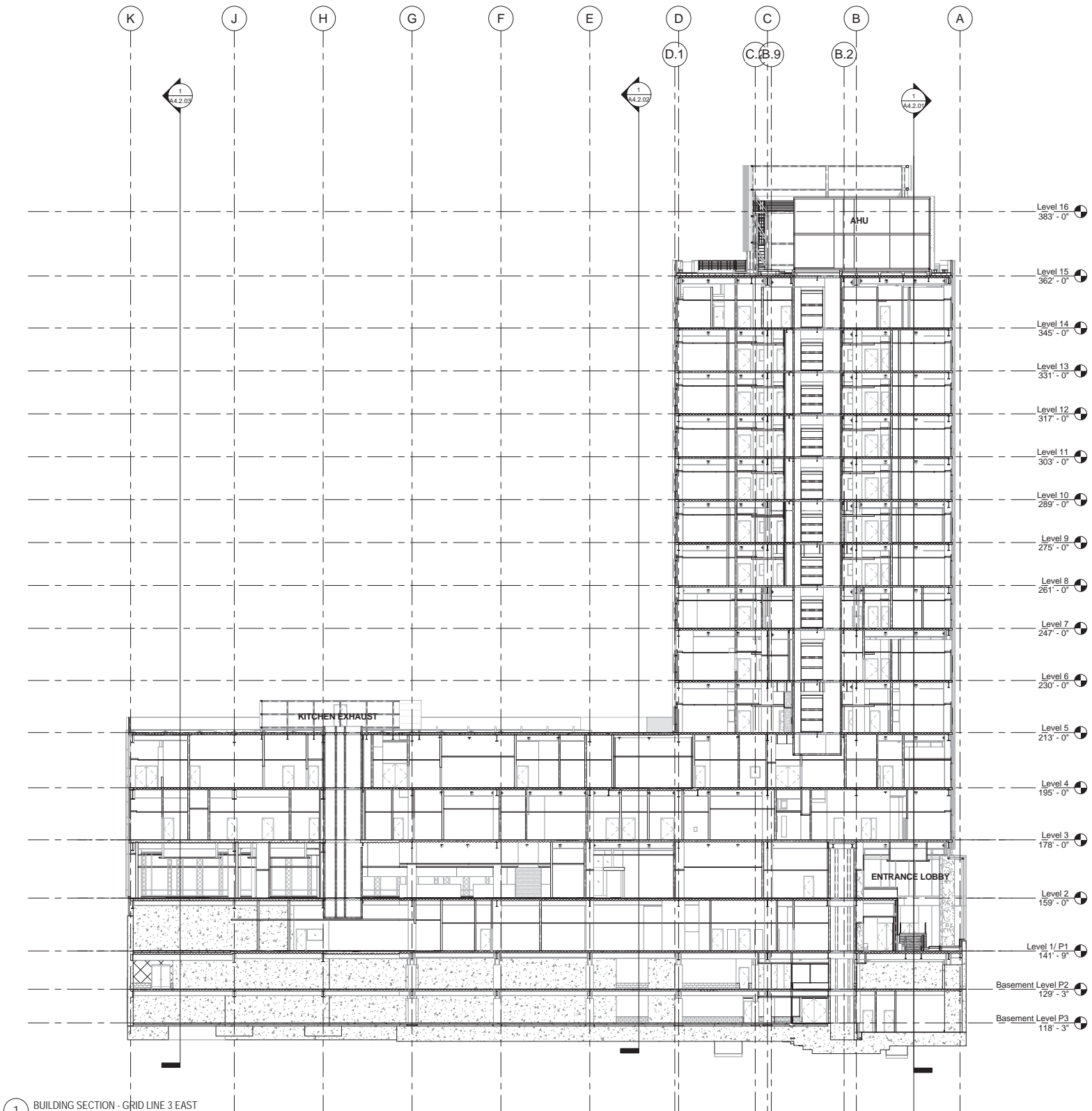
SEALS AND SIGNATURES

ISSUE	REV	DATE
OSHPD REVIEW	ORIGINAL	09/01/08
CU APPLICATION		11/16/2009
CU APPLICATION UPDATE		06/03/2010
CU APPLICATION UPDATE 2		05/27/2011
CU APPLICATION UPDATE 3		02/22/2012

DRAWING TITLE  
BUILDING SECTION

SCALE 1/16" = 1'-0"  
PROJECT NUMBER 31891.000  
DRAWING NUMBER

A4.2.04



1 BUILDING SECTION - GRID LINE 3 EAST  
SCALE: 1/16" = 1'-0"



California Pacific  
Medical Center

A Sutter Health Affiliate

California Pacific Medical Center  
P.O. Box 7999  
San Francisco, CA 94120

CATHEDRAL  
HILL HOSPITAL

OSHPD # IS-080885-38

ARCHITECT

SMITHGROUP

architecture engineering interiors planning

301 Battery Street, 7th Floor  
San Francisco, CA 94111  
T 415.227.0100  
F 415.908.0862  
www.smithgroup.com

STRUCTURAL ENGINEER

Degenkolb Engineers

300 Frank H. Ogawa Plaza  
Oakland, CA 94612  
510.272.9040

MECHANICAL ENGINEER

Ted Jacob Engineering

Group, Inc.

1763 Broadway  
Oakland, CA 94612  
510.763.4880

ELECTRICAL ENGINEER

Silverman & Light

1201 Park Avenue, Suite 100  
Emeryville, CA 94608  
510.655.1200

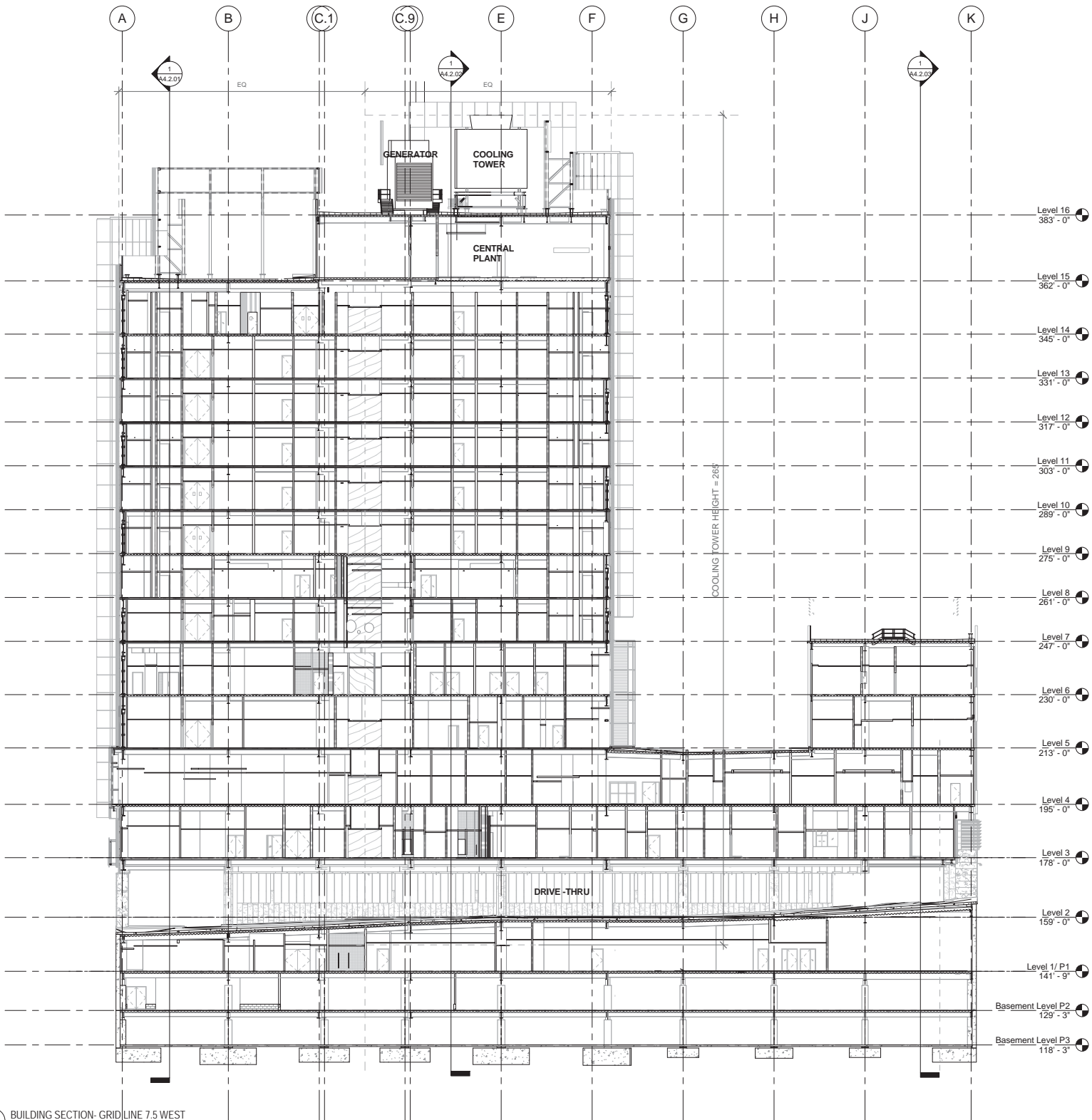
SEALS AND SIGNATURES

ISSUE	REV	DATE
OSHPD REVIEW	ORIGINAL	09/01/08
CU APPLICATION		11/16/2009
CU APPLICATION UPDATE		06/03/2010
CU APPLICATION UPDATE 2		05/27/2011
CU APPLICATION UPDATE 3		02/22/2012

DRAWING TITLE  
BUILDING SECTION

SCALE 1/16" = 1'-0"  
PROJECT NUMBER 31891.000  
DRAWING NUMBER

A4.2.05



1 BUILDING SECTION- GRID LINE 7.5 WEST  
SCALE: 1/16" = 1'-0"



California Pacific  
Medical Center

A Sutter Health Affiliate

California Pacific Medical Center  
P.O. Box 7999  
San Francisco, CA 94120

CATHEDRAL  
HILL HOSPITAL

OSHPD # IS-080885-38

ARCHITECT

SMITHGROUP

architecture engineering interiors planning

301 Battery Street, 7th Floor  
San Francisco, CA 94111  
T 415.227.0100  
F 415.908.0862  
www.smithgroup.com

STRUCTURAL ENGINEER

Degenkolb Engineers

300 Frank H. Ogawa Plaza  
Oakland, CA 94612  
510.272.9040

MECHANICAL ENGINEER

Ted Jacob Engineering  
Group, Inc.

1763 Broadway  
Oakland, CA 94612  
510.763.4880

ELECTRICAL ENGINEER

Silverman & Light

1201 Park Avenue, Suite 100  
Emeryville, CA 94608  
510.655.1200

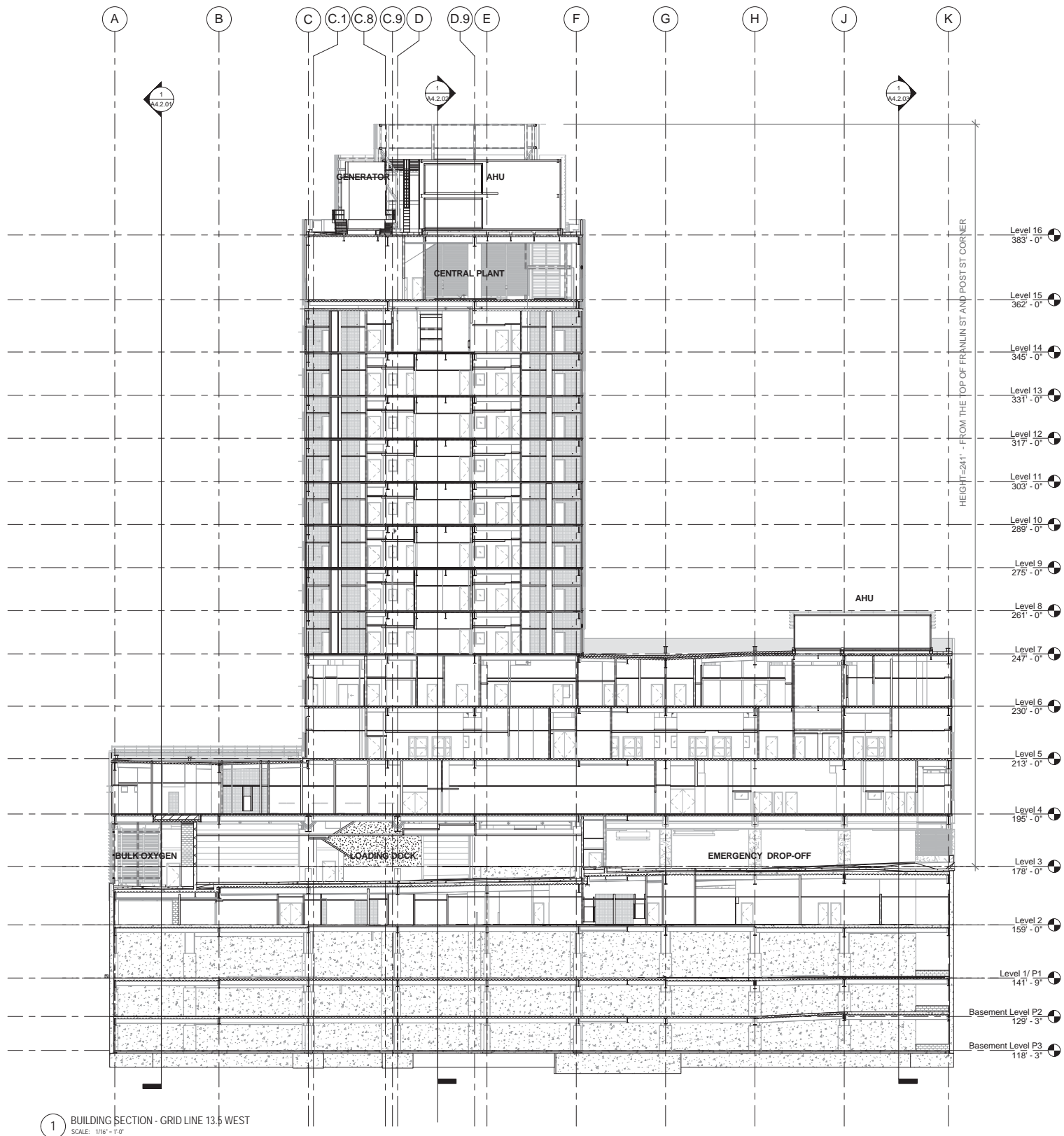
SEALS AND SIGNATURES

ISSUE	REV	DATE
OSHPD REVIEW	ORIGINAL	09/01/08
CU APPLICATION		11/16/2009
CU APPLICATION UPDATE		06/03/2010
CU APPLICATION UPDATE 2		05/27/2011
CU APPLICATION UPDATE 3		02/22/2012

DRAWING TITLE  
BUILDING SECTION

SCALE 1/16" = 1'-0"  
PROJECT NUMBER 31891.000  
DRAWING NUMBER

A4.2.06



1 BUILDING SECTION - GRID LINE 13.5 WEST  
SCALE: 1/16" = 1'-0"

CATHEDRAL HILL HOSPITAL

ARCHITECT  
**SMITHGROUP**  
architecture engineering interiors planning  
301 Battery Street, 7th Floor  
San Francisco, CA 94111  
T 415.227.0100  
F 415.908.0862  
www.smithgroup.com

CIVIL ENGINEER  
**Bkf**  
ENGINEERS / SURVEYORS / PLANNERS  
1646 N. California Blvd., Suite 400  
Walnut Creek, CA 94596  
925.940.2200

LANDSCAPE ARCHITECT  
**WRT**  
487 Bryant Street, First Floor  
San Francisco, CA 94107  
415.575.4722



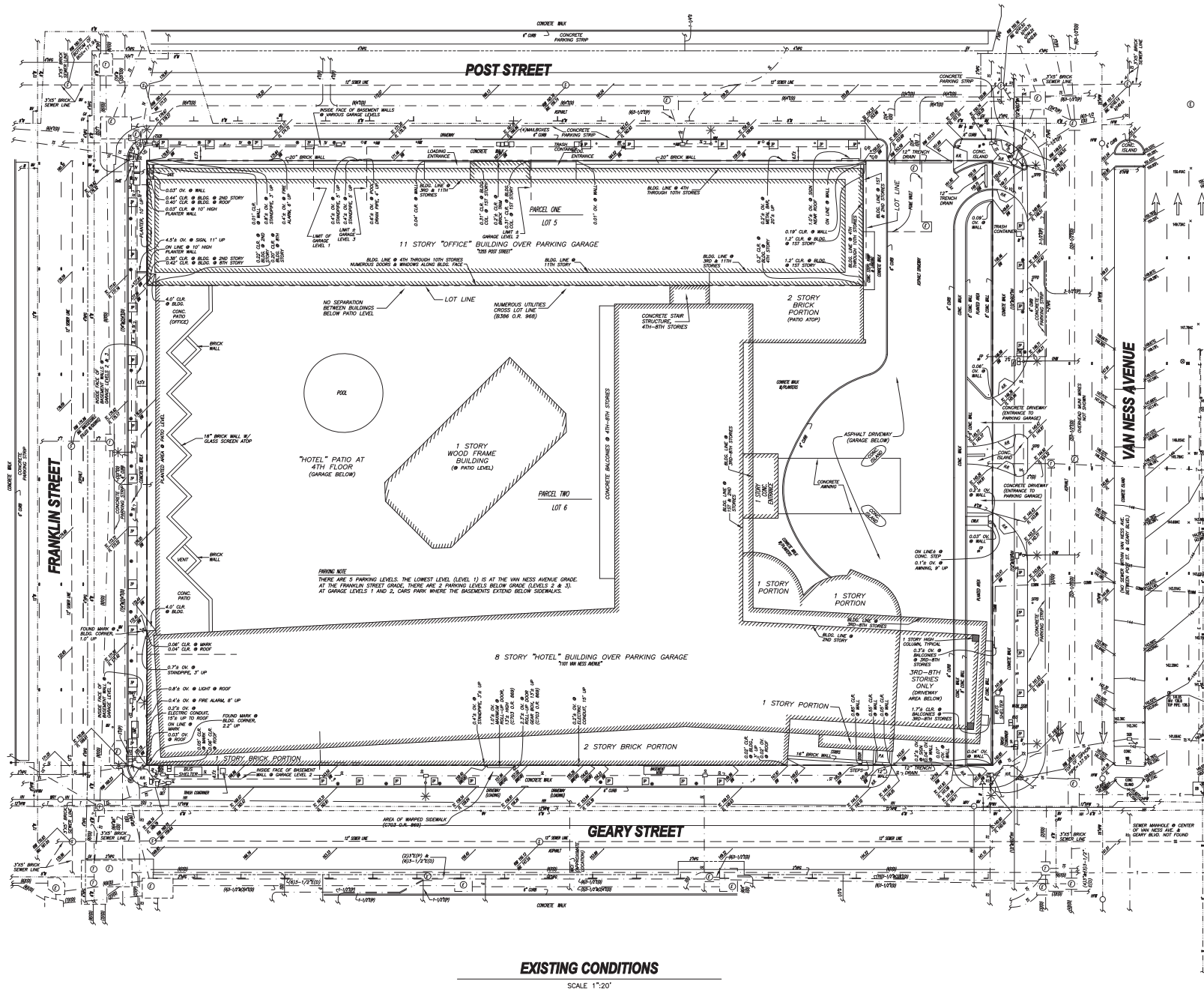
STREET IMPROVEMENT PERMIT SUBMITTAL

ISSUE	REV	DATE
100% DD		08/23/2010
PERMIT SET		07/15/2011
PERMIT SET	1	01/03/2012
PERMIT SET	2	02/17/2012

FOR PERMIT APPROVAL  
NOT FOR CONSTRUCTION

DRAWING TITLE  
**EXISTING CONDITIONS**

SCALE AS SHOWN  
PROJECT NUMBER 31891.000  
DRAWING NUMBER **C1.0**



LEGEND	
CLR CLEAR OVER	HPWL HIGH PRESSURE WATER VALVE
R/W RIGHT OF WAY	OV ELECTROFLUOR W/ TRAFFIC SIGNAL
BLDG BUILDING	TSQ TRAFFIC SIGNAL PULLBOX
CONC CONCRETE	MUNI POLE
CONC CONCRETE STEPS	CS CONCRETE STEPS
P.A. PLANTED AREA	FL FLOW LINE
CONC CONCRETE WALK	HW HIGH PRESSURE FIRE HYDRANT
CONC CONCRETE WALL	GP GUARD POST
H.R. HANDICAP RAMP	TC TOP OF CURB
TOP OF CURB	FL FLOW LINE
BACK OF WALK	HW HIGH PRESSURE FIRE HYDRANT
ORANGE BREAK	GP GUARD POST
INVERT	INV INVERT
SIGN	HPWL HIGH PRESSURE WATER VALVE
FP FLAG POLE ON BASE	OV ELECTROFLUOR W/ TRAFFIC SIGNAL
TR TRAFFIC SIGN	TSQ TRAFFIC SIGNAL PULLBOX
PS PARKING SIGN	MUNI POLE
ST STREET SIGN	CS CONCRETE STEPS
PM PARKING METER	FL FLOW LINE
POST (NO METER)	HW HIGH PRESSURE FIRE HYDRANT
TRM TRAFFIC SIGNAL CONTROL BOX, 6' HIGH	GP GUARD POST
TSB BUS SIGN	TC TOP OF CURB
BIKE BACK	FL FLOW LINE
SEWER MANHOLE	HW HIGH PRESSURE FIRE HYDRANT
CATCH BASIN	GP GUARD POST
WATER VALVE	INV INVERT
GS GAS VALVE	HPWL HIGH PRESSURE WATER VALVE
EH ELECTRIC MANHOLE	OV ELECTROFLUOR W/ TRAFFIC SIGNAL
EL ELECTRIC PULLBOX	TSQ TRAFFIC SIGNAL PULLBOX
TRAF TRAFFIC CAMERA ON POLE	MUNI POLE
DS DETECTOR COVER	CS CONCRETE STEPS
TELEVISION PULLBOX	FL FLOW LINE
DEPT. OF ELECTRICITY PULLBOX	HW HIGH PRESSURE FIRE HYDRANT
CLEANOUT	GP GUARD POST
ELECTRIC LINE	TC TOP OF CURB
GAS LINE	FL FLOW LINE
HPG HIGH PRESSURE GAS LINE	HW HIGH PRESSURE FIRE HYDRANT
MCI MCI LINE	GP GUARD POST
HCH HETCH HETCHY MUNI LINE	INV INVERT
S SEWER LINE	HPWL HIGH PRESSURE WATER VALVE
SL STREET LIGHT LINE	OV ELECTROFLUOR W/ TRAFFIC SIGNAL
T TELEPHONE LINE	TSQ TRAFFIC SIGNAL PULLBOX
TV TELEVISION LINE	MUNI POLE
W WATER LINE	CS CONCRETE STEPS
HPW HIGH PRESSURE WATER LINE	FL FLOW LINE
D DUCT	HW HIGH PRESSURE FIRE HYDRANT
P PIPE	GP GUARD POST

LEGAL DESCRIPTION  
ALL THAT REAL PROPERTY SITUATED IN THE CITY AND COUNTY OF SAN FRANCISCO, STATE OF CALIFORNIA, DESCRIBED AS FOLLOWS:

PARCEL ONE:  
COMMENCING AT A POINT ON THE SOUTHERLY LINE OF POST STREET, DISTANT THEREON 57.50 FEET WESTERLY OF THE WESTERLY LINE OF VAN NESS AVENUE; RUNNING THENCE AT A RIGHT ANGLE SOUTHERLY, PARALLEL WITH SAID LINE OF VAN NESS AVENUE, 56.83 FEET; THENCE AT A RIGHT ANGLE WESTERLY, PARALLEL WITH SAID LINE OF POST STREET, 327.25 FEET TO THE EASTERLY LINE OF FRANKLIN STREET; THENCE AT A RIGHT ANGLE NORTHERLY, ALONG SAID LINE OF FRANKLIN STREET, 56.83 FEET TO SAID SOUTHERLY LINE OF POST STREET; THENCE AT A RIGHT ANGLE EASTERLY, ALONG SAID LINE OF POST STREET, 327.25 FEET TO THE POINT OF COMMENCEMENT.

BEING A PORTION OF WESTERN ADDITION BLOCK NO. 83.  
LOT 005, BLOCK 0695

PARCEL TWO:  
BEGINNING AT THE INTERSECTION OF THE WESTERLY LINE OF VAN NESS AVENUE AND THE NORTHERLY LINE OF GEARY STREET; RUNNING THENCE WESTERLY ALONG THE SAID LINE OF GEARY STREET, 384 FEET 9 INCHES TO THE POINT OF INTERSECTION OF THE NORTHERLY LINE OF GEARY STREET AND THE EASTERLY LINE OF FRANKLIN STREET; THENCE NORTHERLY ALONG THE SAID EASTERLY LINE OF FRANKLIN STREET, 275 FEET TO THE INTERSECTION OF THE EASTERLY LINE OF FRANKLIN STREET AND THE SOUTHERLY LINE OF POST STREET; THENCE AT A RIGHT ANGLE EASTERLY, ALONG SAID SOUTHERLY LINE OF POST STREET 384 FEET 9 INCHES TO THE INTERSECTION OF THE SOUTHERLY LINE OF POST STREET AND THE WESTERLY LINE OF VAN NESS AVENUE; THENCE AT A RIGHT ANGLE SOUTHERLY, ALONG THE WESTERLY LINE OF VAN NESS AVENUE, 275 FEET TO THE NORTHERLY LINE OF GEARY STREET AND THE POINT OF COMMENCEMENT.

EXCEPTING THEREFROM, THE FOLLOWING DESCRIBED PROPERTY:  
COMMENCING AT A POINT ON THE SOUTHERLY LINE OF POST STREET, DISTANT THEREON 57.50 FEET WESTERLY OF THE WESTERLY LINE OF VAN NESS AVENUE; RUNNING THENCE AT A RIGHT ANGLE SOUTHERLY, PARALLEL WITH SAID LINE OF VAN NESS AVENUE, 56.83 FEET; THENCE AT A RIGHT ANGLE WESTERLY, PARALLEL WITH SAID LINE OF POST STREET, 327.25 FEET TO THE EASTERLY LINE OF FRANKLIN STREET; THENCE AT A RIGHT ANGLE NORTHERLY, ALONG SAID LINE OF FRANKLIN STREET, 56.83 FEET TO SAID SOUTHERLY LINE OF POST STREET; THENCE AT A RIGHT ANGLE EASTERLY, ALONG SAID LINE OF POST STREET, 327.25 FEET TO THE POINT OF COMMENCEMENT.

BEING A PORTION OF WESTERN ADDITION BLOCK NO. 83.  
LOT 006, BLOCK 0695

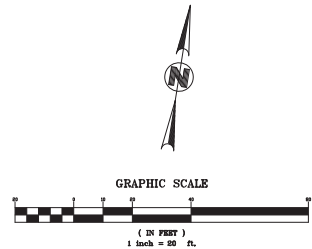
SURVEY REFERENCE  
CHICAGO TITLE COMPANY PRELIMINARY REPORT NO. 705817 DATED SEPTEMBER 8, 2003.

- THE FOLLOWING ARE EXCEPTIONS TO TITLE WITHIN THE ABOVE REFERENCED PRELIMINARY REPORT:
- THE SUBJECT PROPERTY LIES WITHIN THE EXTERIOR BOUNDARIES OF THE WESTERN ADDITION APPROVED REDEVELOPMENT PROJECT AREA 4-2 AND IS SUBJECT TO THE MASTER PLAN FOR THE REDEVELOPMENT OF SAID PROJECT SET FORTH IN "THE REDEVELOPMENT PLAN" FILED JULY 21, 1966, SERIES NO. P03935, OFFICIAL RECORDS AND ALL SUBSEQUENT AMENDMENTS.
  - COVENANTS, CONDITIONS AND RESTRICTIONS IN THE DECLARATION OF RESTRICTIONS RECORDED DECEMBER 13, 1966, IN BOOK B103, PAGE 216, OFFICIAL RECORDS.
  - TERMS AND CONDITIONS AS CONTAINED IN THAT CERTAIN GRANT DEED RECORDED DECEMBER 9, 1969, IN BOOK B386, PAGE 961, OFFICIAL RECORDS.
  - "GRANT OF EASEMENT AND ACCEPTANCE OF COVENANTS" RECORDED DECEMBER 9, 1969, IN BOOK B386, PAGE 968, OFFICIAL RECORDS. EASEMENT IN FAVOR OF LOT 6 FOR USE OF UTILITIES AND STRUCTURES LOCATED ON LOT 5 ESSENTIAL TO THE SERVING AND OPERATION OF THE IMPROVEMENTS ON LOT 6. EXACT LOCATIONS UNKNOWN.
  - CITY AND COUNTY OF SAN FRANCISCO DEPARTMENT OF PUBLIC WORKS ORDER NO. 113,753 RECORDED JANUARY 2, 1979, IN BOOK C703, PAGE 869, OFFICIAL RECORDS. SAID INSTRUMENT GRANTS REVOCABLE PERMISSION TO OCCUPY A PORTION OF THE SIDEWALK AREA WITH A ROLLUP DOOR INSTALLATION AND TO CONSTRUCT A WARPED DRIVEWAY RAMP AT GEARY STREET FRONTAGE.

BASIS OF SURVEY  
CITY OF SAN FRANCISCO MONUMENT MAP NO. 16 ON FILE IN THE OFFICE OF THE CITY ENGINEER.

GENERAL NOTES  
1. DETAILS NEAR PROPERTY LINES ARE NOT TO SCALE.  
2. ALL ANGLES ARE 90 DEGREES UNLESS NOTED OTHERWISE.  
3. THIS SURVEY WAS CONDUCTED BY MARTIN M. RON ASSOCIATES.

UTILITY NOTE  
THE UTILITIES EXISTING ON THE SURFACE AND SHOWN ON THIS DRAWING HAVE BEEN LOCATED BY FIELD SURVEY. ALL UNDERGROUND UTILITIES SHOWN ON THIS DRAWING ARE FROM RECORDS OF THE VARIOUS UTILITY COMPANIES AND THE SURVEYOR DOES NOT ASSUME RESPONSIBILITY FOR THEIR COMPLETENESS, INDICATED LOCATION OR SIZE. RECORD UTILITY LOCATION SHOULD BE CONFIRMED BY EXPOSING THE UTILITY. DUE TO THE PROLIFERATION OF TELECOMMUNICATION COMPANIES, NOT ALL UNDERGROUND RECORDS ARE AVAILABLE. THEREFORE, THERE MAY BE TELECOMMUNICATION LINES NOT SHOWN HEREON.







California Pacific  
Medical Center  
A Sutter Health Affiliate  
California Pacific Medical Center  
P.O. Box 7999  
San Francisco, CA 94120

## CATHEDRAL HILL HOSPITAL

ARCHITECT

**SMITHGROUP**  
architecture engineering interiors planning  
301 Battery Street, 7th Floor  
San Francisco, CA 94111  
T 415.227.0100  
F 415.908.0862  
www.smithgroup.com

CIVIL ENGINEER

**Bkf**  
Engineers / Surveyors / Planners  
1646 N. California Blvd., Suite 400  
Walnut Creek, CA 94596  
925.940.2200

LANDSCAPE ARCHITECT

WRT  
487 Bryant Street, First Floor  
San Francisco, CA 94107  
415.575.4722

SEALS AND SIGNATURES



## STREET IMPROVEMENT PERMIT SUBMITTAL

ISSUE	REV	DATE
100% DD		08/23/2010
PERMIT SET		07/15/2011
PERMIT SET	1	01/03/2012
PERMIT SET	2	02/17/2012

FOR PERMIT APPROVAL  
NOT FOR CONSTRUCTION

DRAWING TITLE

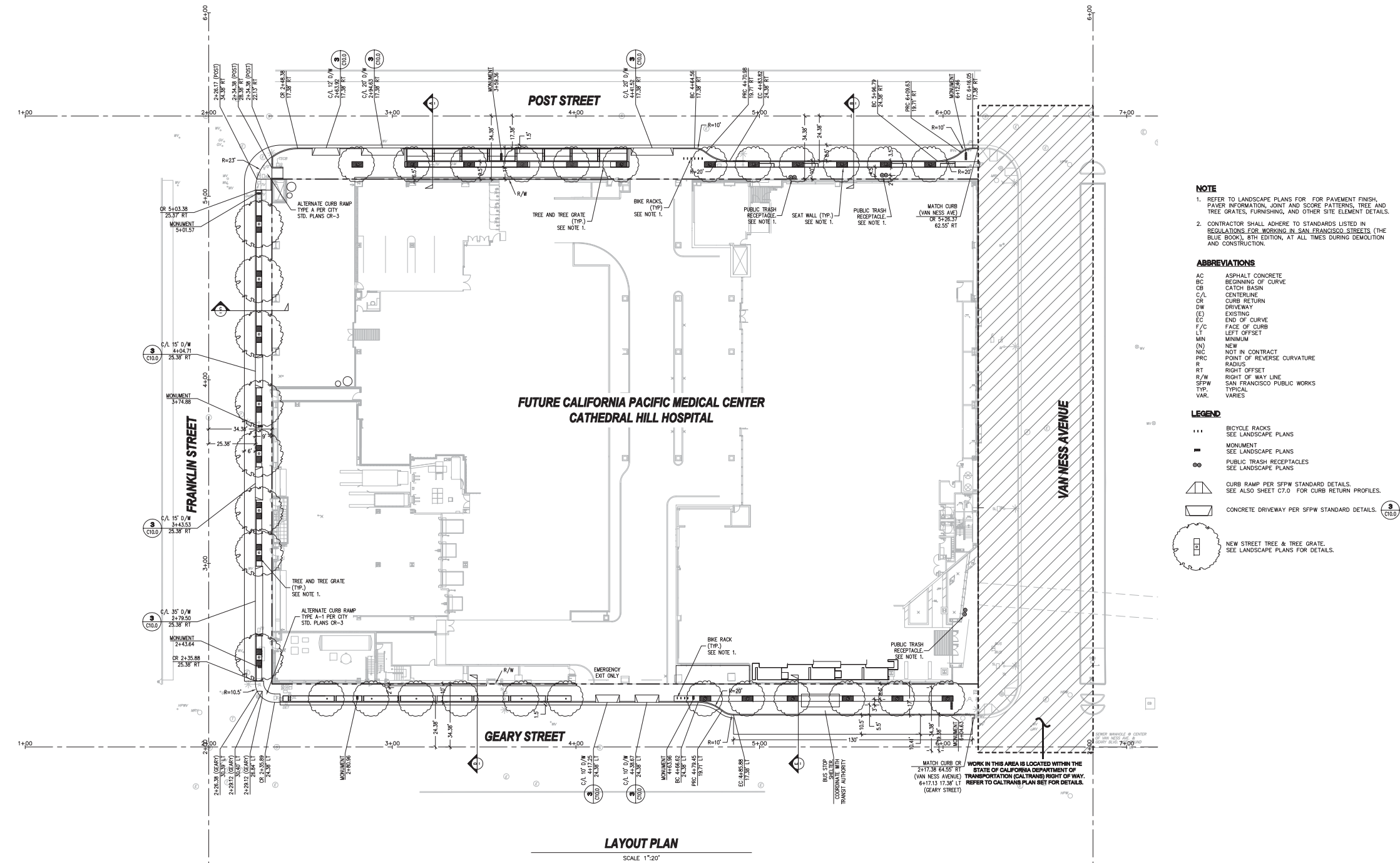
LAYOUT PLAN

SCALE AS SHOWN

PROJECT NUMBER 31891.000

DRAWING NUMBER

**C3.0**



### NOTE

1. REFER TO LANDSCAPE PLANS FOR PAVEMENT FINISH, PAVEMENT INFORMATION, JOINT AND SCORE PATTERNS, TREE AND TREE GRATES, FURNISHING, AND OTHER SITE ELEMENT DETAILS.
2. CONTRACTOR SHALL ADHERE TO STANDARDS LISTED IN REGULATIONS FOR WORKING IN SAN FRANCISCO STREETS (THE BLUE BOOK), 8TH EDITION, AT ALL TIMES DURING DEMOLITION AND CONSTRUCTION.

### ABBREVIATIONS

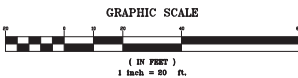
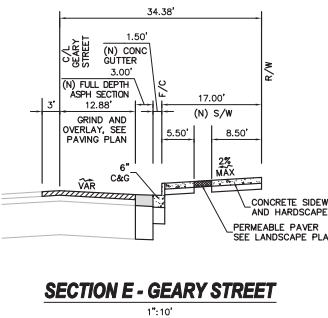
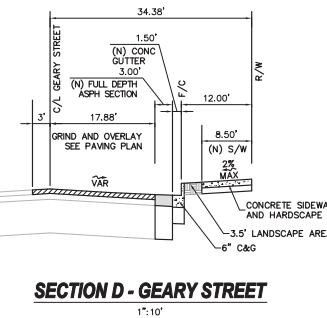
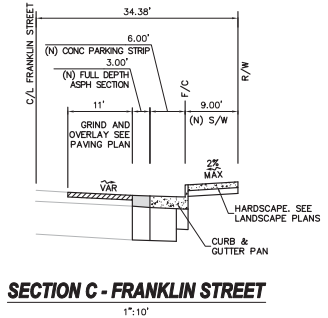
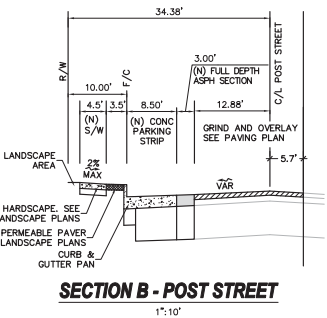
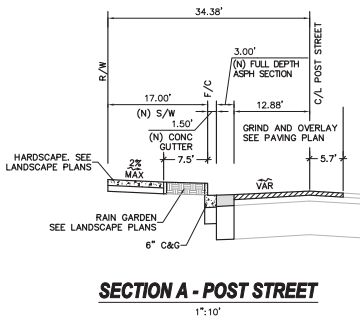
AC	ASPHALT CONCRETE
BC	BEGINNING OF CURVE
CB	CATCH BASIN
C/L	CENTERLINE
CR	CURB RETURN
DW	DRIVEWAY
(E)	EXISTING
EC	END OF CURVE
F/C	FACE OF CURB
LT	LEFT OFFSET
MIN	MINIMUM
(N)	NEW
NIC	NOT IN CONTRACT
PRC	POINT OF REVERSE CURVATURE
R	RADIUS
RT	RIGHT OFFSET
R/W	RIGHT OF WAY LINE
SPFW	SAN FRANCISCO PUBLIC WORKS
TYP.	TYPICAL
VAR.	VARIES

### LEGEND

- BICYCLE RACKS  
SEE LANDSCAPE PLANS
- MONUMENT  
SEE LANDSCAPE PLANS
- ⊙ PUBLIC TRASH RECEPTACLES  
SEE LANDSCAPE PLANS
- ▲ CURB RAMP PER SPFW STANDARD DETAILS.  
SEE ALSO SHEET C7.0 FOR CURB RETURN PROFILES.
- ▭ CONCRETE DRIVEWAY PER SPFW STANDARD DETAILS.
- NEW STREET TREE & TREE GRATE.  
SEE LANDSCAPE PLANS FOR DETAILS.

### LAYOUT PLAN

SCALE 1"=20'





California Pacific  
Medical Center  
A Sutter Health Affiliate

California Pacific Medical Center  
P.O. Box 7999  
San Francisco, CA 94120

## CATHEDRAL HILL HOSPITAL

ARCHITECT

**SMITHGROUP**  
architecture engineering interiors planning  
301 Battery Street, 7th Floor  
San Francisco, CA 94111  
T 415.227.0100  
F 415.908.0862  
www.smithgroup.com

CIVIL ENGINEER

**Bkf**  
ENGINEERS / SURVEYORS / PLANNERS

1646 N. California Blvd., Suite 400  
Walnut Creek, CA 94596  
925.940.2200

LANDSCAPE ARCHITECT

**WRT**  
487 Bryant Street, First Floor  
San Francisco, CA 94107  
415.575.4722

SEALS AND SIGNATURES



## STREET IMPROVEMENT PERMIT SUBMITTAL

ISSUE	REV	DATE
100% DD		08/23/2010
PERMIT SET		07/15/2011
PERMIT SET	1	01/03/2012
PERMIT SET	2	02/17/2012

FOR PERMIT APPROVAL  
NOT FOR CONSTRUCTION

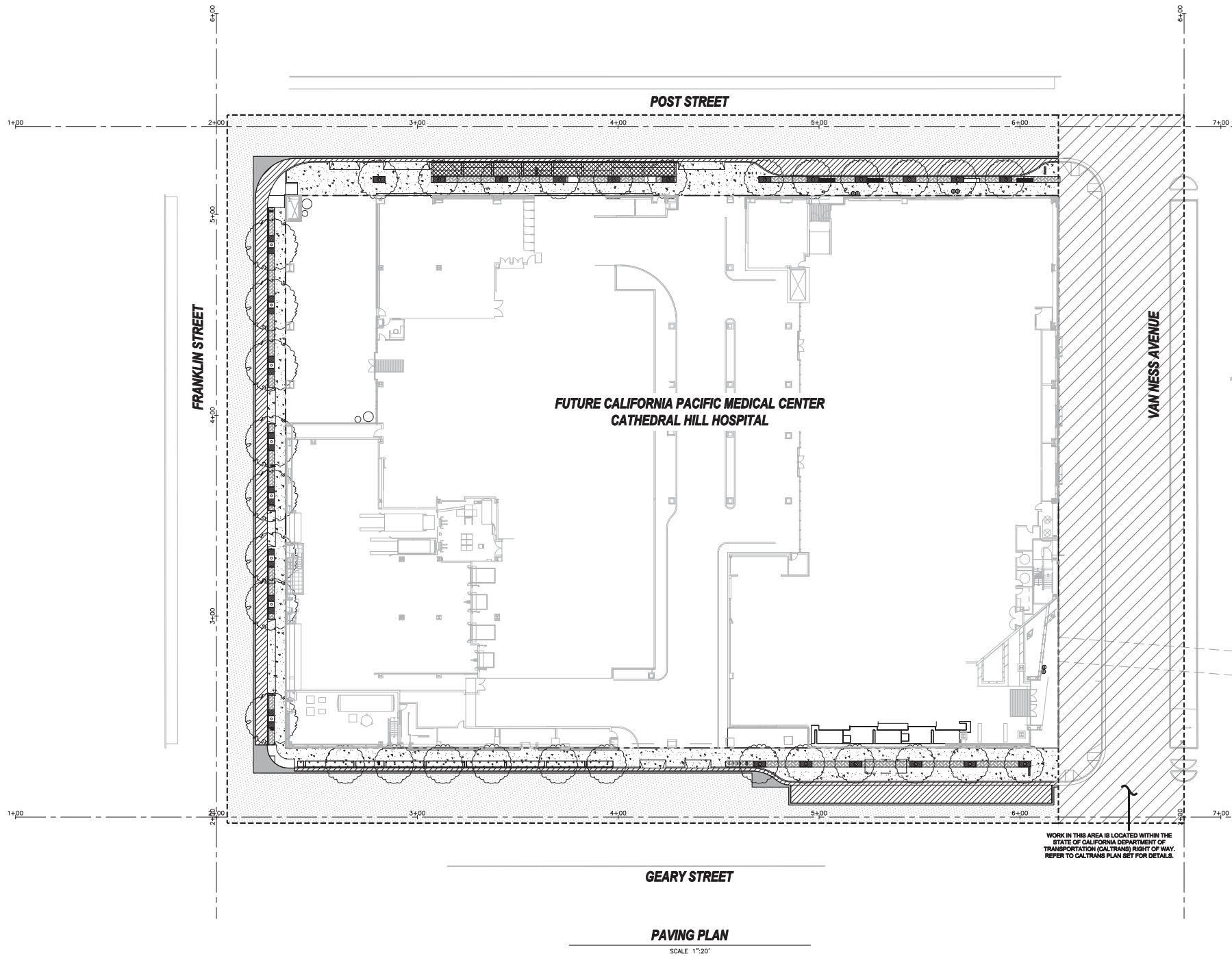
DRAWING TITLE

PAVING PLAN

SCALE AS SHOWN

PROJECT NUMBER 31891.000

DRAWING NUMBER **C4.0**



### NOTE

1. REFER TO LANDSCAPE PLANS FOR TREE AND TREE GRATES, FURNISHING, AND OTHER SITE ELEMENTS DETAILS.
2. REFER TO LANDSCAPE PLANS FOR PAVEMENT FINISH, PAVER INFORMATION, AND SCORE PATTERN.
3. ALL UTILITIES WITHIN LIMIT OF WORK SHALL BE ADJUSTED TO NEW GRADE UNLESS OTHERWISE NOTED.

### LEGEND

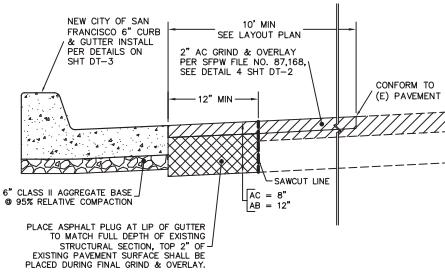
- PCC PAVING, REFER TO LANDSCAPE PLANS FOR DETAILS.
- STANDARD COMBINED CURB AND PARKING STRIP OR GUTTER PER SFPW STANDARD DETAIL FILE NO. 87,170
- AC PLUG, CONTRACTOR TO MATCH FULL DEPTH OF EXISTING STREET
- GRIND AND OVERLAY (2" MIN) TO LIMIT OF WORK PER SFPW STANDARD DETAIL FILE NO. 87,168
- RAIN GARDEN TREATMENT AREA, SEE LANDSCAPE PLANS FOR DETAILS.
- PERMEABLE PAVERS, SEE LANDSCAPE PLANS FOR DETAILS.
- LANDSCAPE AREA, SEE LANDSCAPE PLANS FOR DETAILS.
- SEAT WALL, SEE LANDSCAPE PLANS FOR DETAILS.
- LIMIT OF WORK

WORK IN THIS AREA IS LOCATED WITHIN THE STATE OF CALIFORNIA DEPARTMENT OF TRANSPORTATION (CALTRANS) RIGHT OF WAY. REFER TO CALTRANS PLAN SET FOR DETAILS.

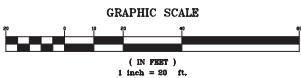
GEARY STREET

PAVING PLAN

SCALE 1"=20'



1  
AC PLUG  
NOT TO SCALE





California Pacific  
Medical Center  
A Sutter Health Affiliate

California Pacific Medical Center  
P.O. Box 7999  
San Francisco, CA 94120

## CATHEDRAL HILL HOSPITAL

ARCHITECT

**SMITHGROUP**  
architecture engineering interiors planning  
301 Battery Street, 7th Floor  
San Francisco, CA 94111  
T 415.227.0100  
F 415.908.0862  
www.smithgroup.com

CIVIL ENGINEER



1646 N. California Blvd., Suite 400  
Walnut Creek, CA 94596  
925.940.2200

LANDSCAPE ARCHITECT

**WRT**  
487 Bryant Street, First Floor  
San Francisco, CA 94107  
415.575.4722

SEALS AND SIGNATURES



## STREET IMPROVEMENT PERMIT SUBMITTAL

ISSUE	REV	DATE
100% DD		08/23/2010
PERMIT SET		07/15/2011
PERMIT SET	1	01/03/2012
PERMIT SET	2	02/17/2012

FOR PERMIT APPROVAL  
NOT FOR CONSTRUCTION

DRAWING TITLE

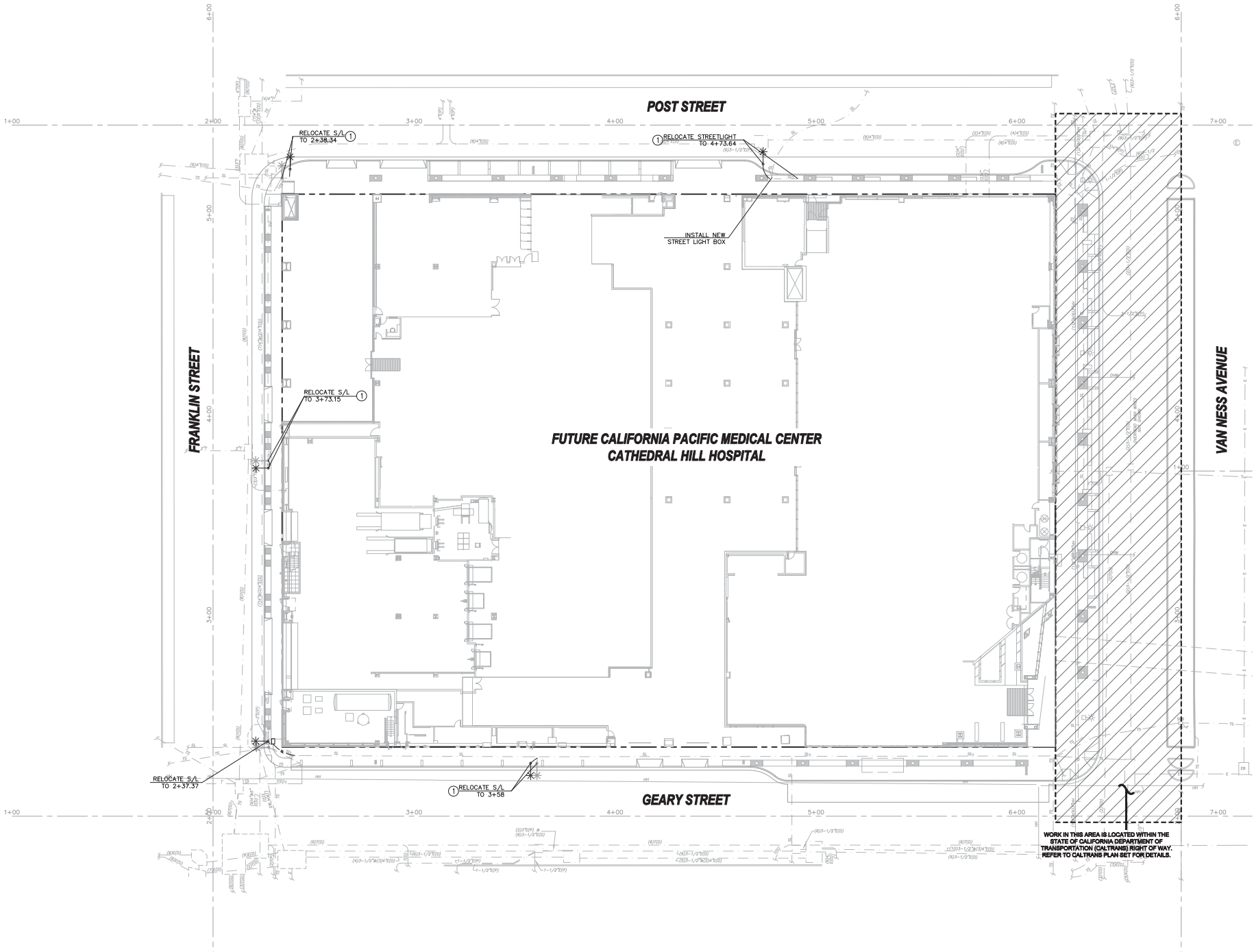
STREETLIGHT PLAN

SCALE AS SHOWN

PROJECT NUMBER 31891.000

DRAWING NUMBER

**C8.0**



POST STREET

GEARY STREET

FRANKLIN STREET

VAN NESS AVENUE

FUTURE CALIFORNIA PACIFIC MEDICAL CENTER  
CATHEDRAL HILL HOSPITAL

STREETLIGHT PLAN

SCALE 1"=20'

- LEGEND:**
- SL — (E) STREETLIGHT ELECTRICAL CONDUIT
  - STREET LIGHT PULL BOX
  - \* RELOCATED STREETLIGHT
  - SL — (N) 2" PVC OR GRS STREETLIGHT CONDUIT (SEE NOTE 1)

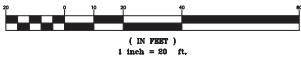
- KEYNOTES:**
- RELOCATE EXISTING STREET LIGHT PER SFPW STANDARD PLANS. INSTALL NEW 2" CONDUIT AND CONDUCTORS TO CONNECT TO EXISTING SYSTEM.

- NOTES:**
- CONTRACTOR TO COORDINATE RELOCATION OF STREETLIGHTS AND CONDUIT WITH OWNER. STREETLIGHTS LOCATED ON GEARY BLVD ARE OWNED BY PG&E. STREETLIGHTS LOCATED ON FRANKLIN AND POST STREETS ARE OWNED BY SFPUC

- ABBREVIATIONS:**
- (E) EXISTING
  - (N) GALVANIZED RIGID STEEL
  - (N) NEW
  - PG&E PACIFIC GAS AND ELECTRIC COMPANY
  - PVC POLYVINYL CHLORIDE
  - SFPUC SAN FRANCISCO PUBLIC UTILITY COMMISSION
  - SFPW SAN FRANCISCO PUBLIC WORKS



GRAPHIC SCALE





California Pacific  
Medical Center  
A Sutter Health Affiliate

California Pacific Medical Center  
P.O. Box 7999  
San Francisco, CA 94120

## CATHEDRAL HILL HOSPITAL

ARCHITECT

**SMITHGROUP**  
architecture engineering interiors planning  
301 Battery Street, 7th Floor  
San Francisco, CA 94111  
T 415.227.0100  
F 415.908.0862  
www.smithgroup.com

CIVIL ENGINEER



1646 N. California Blvd., Suite 400  
Walnut Creek, CA 94596  
925.940.2200

LANDSCAPE ARCHITECT

**WRT**  
487 Bryant Street, First Floor  
San Francisco, CA 94107  
415.575.4722

SEALS AND SIGNATURES



### STREET IMPROVEMENT PERMIT SUBMITTAL

ISSUE	REV	DATE
100% DD		08/23/2010
PERMIT SET		07/15/2011
PERMIT SET	1	01/03/2012
PERMIT SET	2	02/17/2012

FOR PERMIT APPROVAL  
NOT FOR CONSTRUCTION

DRAWING TITLE

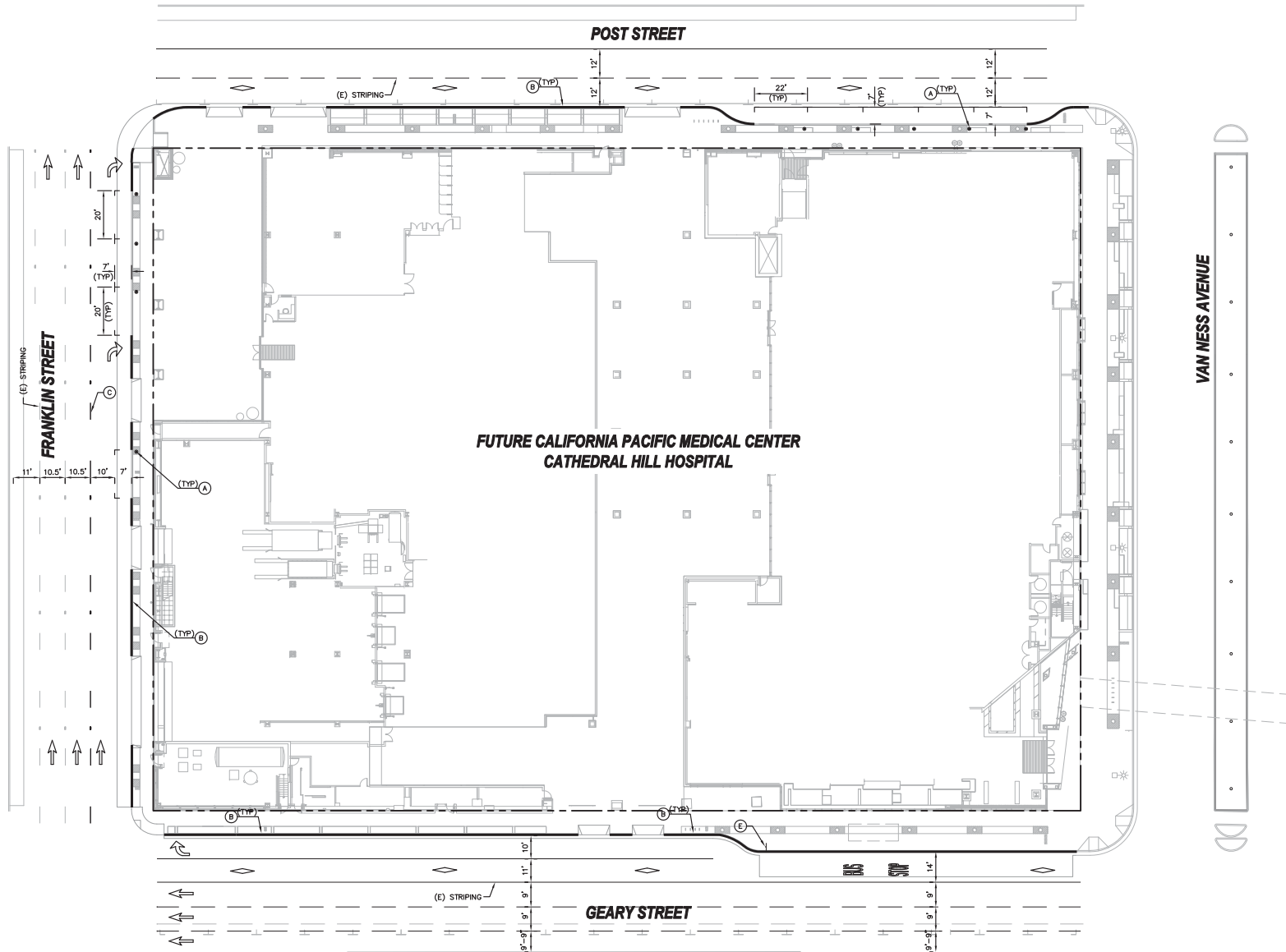
**SIGNAGE AND  
STRIPING PLAN**

SCALE AS SHOWN

PROJECT NUMBER 31891.000

DRAWING NUMBER

**C9.0**



### SIGNAGE AND STRIPING PLAN

SCALE 1"=20'

#### LEGEND:

- (A) INSTALL PARKING METER 2' AWAY FROM FACE OF CURB.
- (B) PAINT RED CURB
- (C) 4" WHITE THERMOPLASTIC STRIPING PER DETAIL 2 OF PAVEMENT MARKERS AND TRAFFIC LINES TYPICAL DETAILS FILE NUMBER 46012 (CITY AND COUNTY OF SAN FRANCISCO STANDARDS)
- (D) 12" WHITE THERMOPLASTIC STRIPE PER 2006 STANDARD CALTRANS PLAN A24E CROSSWALK DETAIL.
- (E) INSTALL BUS STOP SIGN PER LOCAL TRANSIT AUTHORITY STANDARDS

PARKING STRIPING

TYPE I (18"-0") ARROW PER CALTRANS STD PLAN A24A

TYPE IV (R) ARROW PER CALTRANS STD PLAN A24A

PAVEMENT MARKING WORDS PER CALTRANS STD PLAN A24D

#### NOTES:

- UNLESS OTHERWISE NOTED ALL PARKING STALLS SHALL BE 20'x7' PER STANDARD PARKING STALL MARKING DETAIL FILE NUMBER STR-2706.1 (CITY AND COUNTY OF SAN FRANCISCO STANDARDS)



GRAPHIC SCALE







California Pacific  
Medical Center  
A Sutter Health Affiliate  
California Pacific Medical Center  
P.O. Box 7999  
San Francisco, CA 94120

CATHEDRAL HILL  
HOSPITAL

ARCHITECT  
**SMITHGROUP**  
architecture engineering interiors planning  
301 Battery Street, 7th Floor  
San Francisco, CA 94111  
T 415.227.0100  
F 415.908.0862  
www.smithgroup.com

CIVIL ENGINEER  
**Bkf**  
ENGINEERS / SURVEYORS / PLANNERS  
1646 N. California Blvd., Suite 400  
Walnut Creek, CA 94596  
925.940.2200

LANDSCAPE ARCHITECT  
**WRT**  
487 Bryant Street, First Floor  
San Francisco, CA 94107  
415.575.4722

SEALS AND SIGNATURES



STREET IMPROVEMENT  
PERMIT SUBMITTAL

ISSUE	REV	DATE
100% DD		08/23/2010
PERMIT SET		07/15/2011
PERMIT SET	1	01/03/2012
PERMIT SET	2	02/17/2012

FOR PERMIT APPROVAL  
NOT FOR CONSTRUCTION

DRAWING TITLE

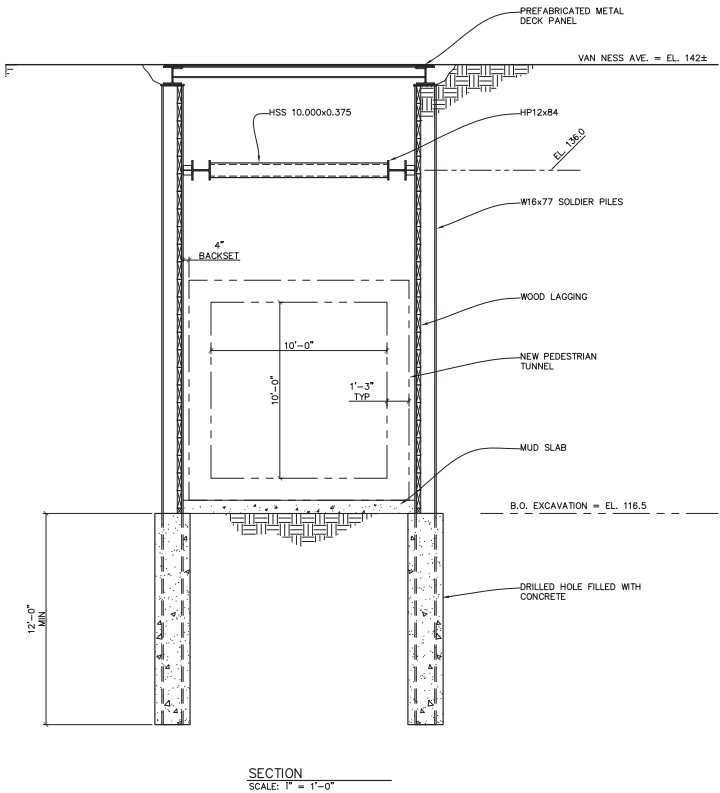
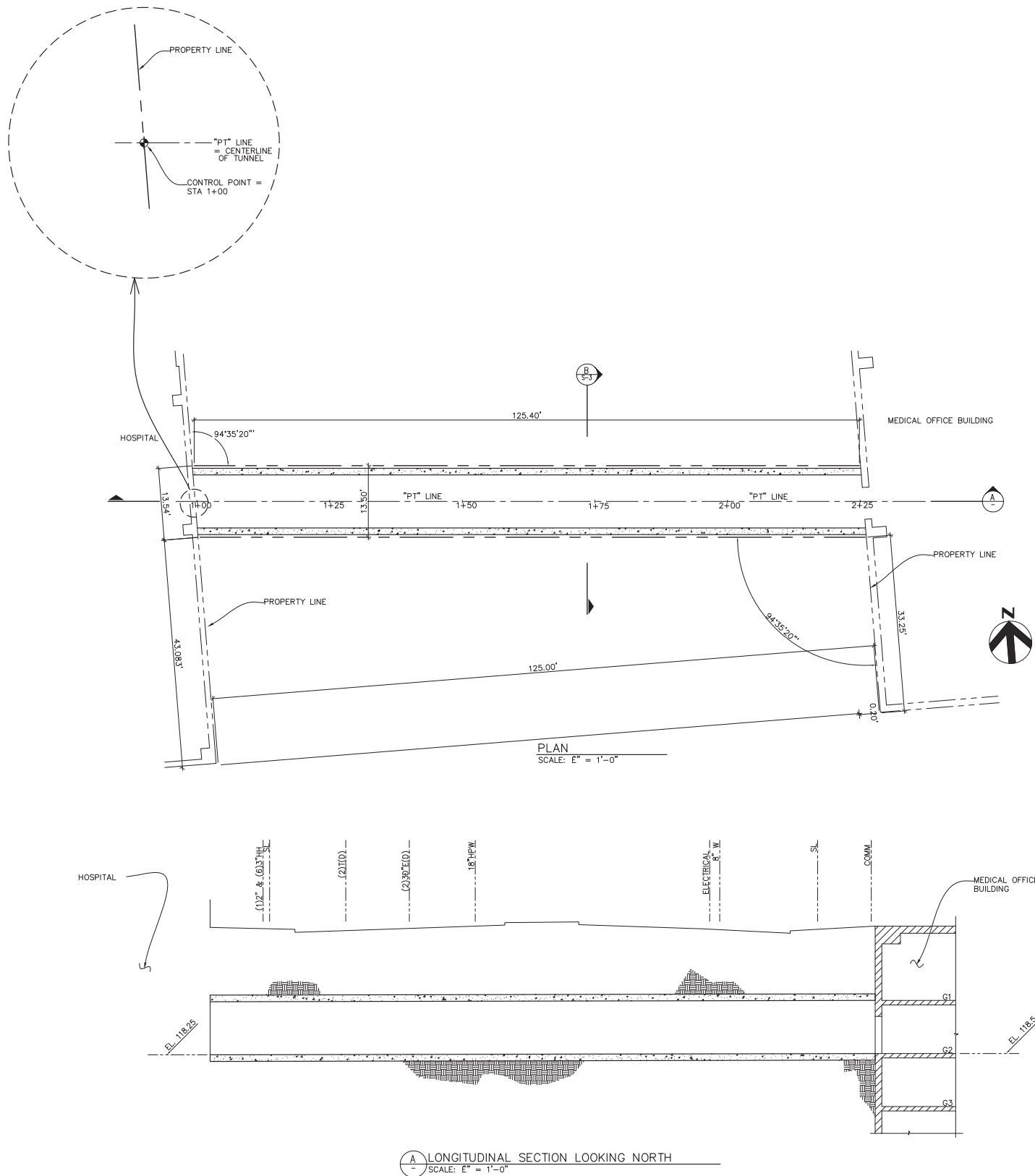
PEDESTRIAN  
TUNNEL AND  
LONGITUDINAL  
SECTION

SCALE

PROJECT NUMBER 31891.000

DRAWING NUMBER

**C11.0**



FOR REFERENCE ONLY

WORK DONE AS PART OF THE CPMC  
MEDICAL OFFICE BUILDING TUNNEL  
CONSTRUCTION. SEE CPMC MEDICAL  
OFFICE BUILDING PEDESTRIAN TUNNEL  
CONSTRUCTION DOCUMENTS FOR  
DETAILS.



California Pacific  
Medical Center  
A Sutter Health Affiliate  
California Pacific Medical Center  
P.O. Box 7999  
San Francisco, CA 94120

## CATHEDRAL HILL HOSPITAL

ARCHITECT

**SMITHGROUP**  
architecture engineering interiors planning  
301 Battery Street, 7th Floor  
San Francisco, CA 94111  
T 415.227.0100  
F 415.908.0862  
www.smithgroup.com

CIVIL ENGINEER

**Bkf**  
ENGINEERS / SURVEYORS / PLANNERS  
1646 N. California Blvd., Suite 400  
Walnut Creek, CA 94596  
925.940.2200

LANDSCAPE ARCHITECT

Wallace Roberts & Todd, Inc.  
444 Townsend Street, Suite 4  
San Francisco, CA 94107  
415.575.4722

SEALS AND SIGNATURES



## STREET IMPROVEMENT PERMIT SUBMITTAL

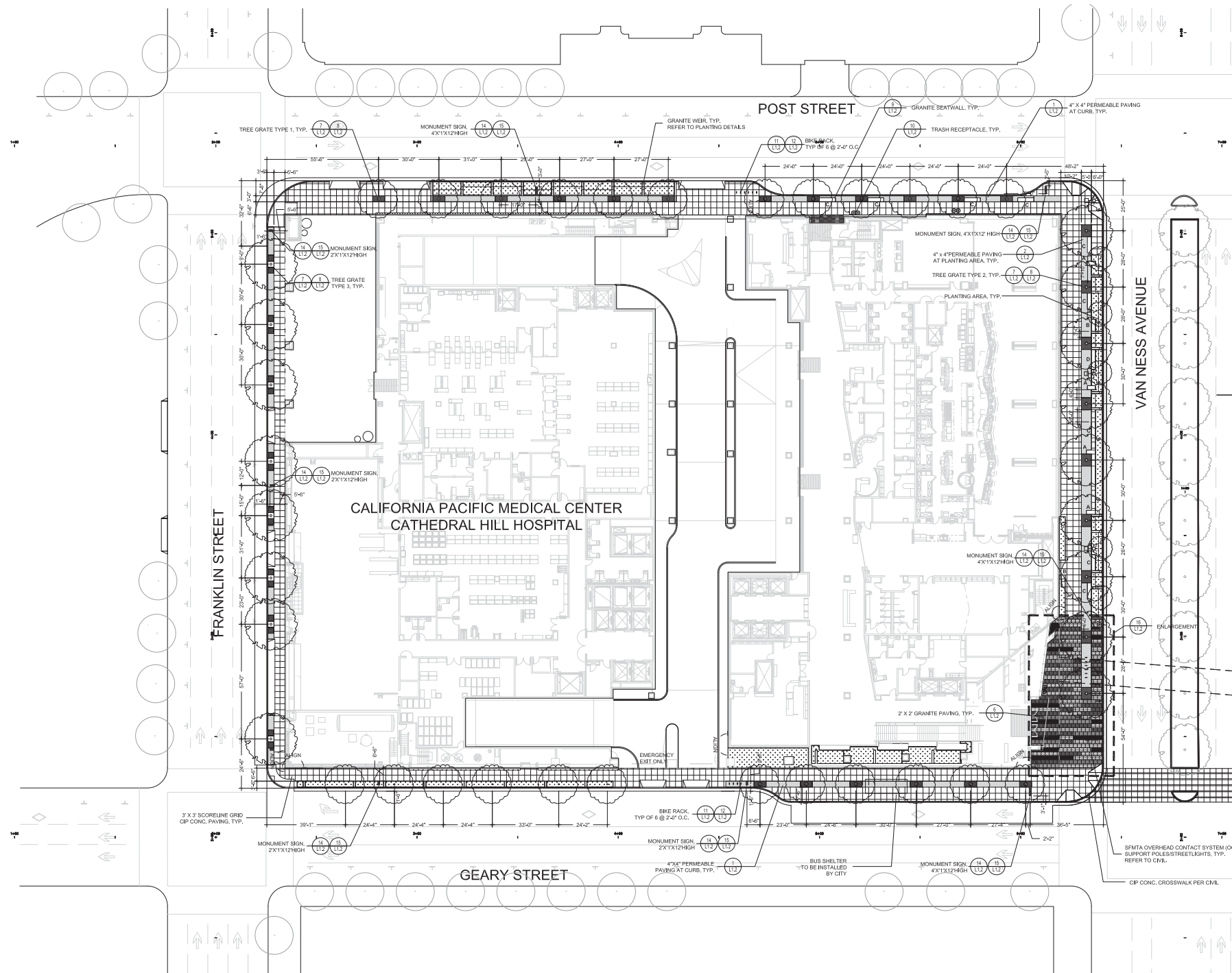
ISSUE	REV	DATE
100% DD		08/23/2010
PERMIT SET		07/15/2011
PERMIT SET	1	01/11/2012
PERMIT SET	2	02/17/2012

FOR PERMIT APPROVAL  
NOT FOR CONSTRUCTION

DRAWING TITLE

LAYOUT PLAN

SCALE AS SHOWN  
PROJECT NUMBER 31891.000  
DRAWING NUMBER **L1.1**



### LAYOUT NOTES

- LOCATE EXPANSION JOINTS IN SIDEWALK AT INTERVAL CLOSEST TO 30' BUT NO MORE THAN 30 FEET APART. PLACE EXPANSION JOINTS AT THOSE INTERVALS IN LIEU OF SCORE LINES SHOWN ON PLAN.
- ELIMINATE SCORE LINES THAT WOULD OCCUR TWO INCHES OR LESS FROM AN EXISTING WALL OR THE LIMIT OF WORK.
- THE CONTRACTOR SHALL BE RESPONSIBLE FOR THE VERIFICATION OF THE LOCATIONS OF ALL UTILITIES IN THE FIELD. LOCATIONS SHOWN ON THE PLAN ARE APPROXIMATE AND FOR GENERAL INFORMATION ONLY. THE CONTRACTOR SHALL NOTIFY UTILITY SERVICES AT LEAST 48 HOURS PRIOR TO ANY EXCAVATION ON THIS PROJECT.
- ALL "LAYOUT" WORK SHALL BE APPROVED BY THE ENGINEER PRIOR TO THE START OF ANY EXCAVATION.
- CONTRACTOR SHALL REPAIR AT HIS/HER OWN EXPENSE ANY DAMAGE, WHETHER INSIDE OR OUTSIDE OR OUTSIDE OF THE LIMIT OF WORK LINE, TO UTILITY SYSTEMS, SURFACE PAVEMENTS, FIXTURES OR STRUCTURES THAT ARE NOT SPECIFICALLY INDICATED TO BE REMOVED OR RELOCATED AS PART OF THE PROJECT CONSTRUCTION.
- ALL DIMENSIONS AND ELEVATIONS ON THE DRAWINGS ARE IN FEET UNLESS OTHERWISE STATED.
- THE CONTRACTOR SHALL EXERCISE PARTICULAR CARE WHILE WORKING IN THE VICINITY OF ACTIVE UTILITY AND DRAINAGE STRUCTURES. IN THE EVENT THAT ANY EXISTING STRUCTURES OR UTILITIES ARE DAMAGED AND THE SERVICES DISRUPTED, THE LINES SHALL BE IMMEDIATELY REPAIRED AND THE SERVICES RESTORED AS DIRECTED BY THE ENGINEER AT NO COST TO THE OWNER.

### FURNISHING AND SITE ELEMENTS

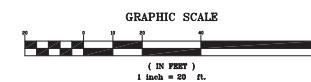
SYMBOL	DESCRIPTION
	TREE GRATE TYPE 1 (2'x3')
	TREE GRATE TYPE 2 (5'x6')
	TREE GRATE TYPE 3 (2'x3')
	BIKE RACK
	GRANITE SEATWALL (DIMENSION VARIES)
	NEW VAN NESS STREETLIGHTS PER BRT STANDARDS
	TRASH RECEPTACLE
	SKINGAGE

### PAVEMENT SCHEDULE

SYMBOL	MATERIAL & THICKNESS	DESCRIPTION	FINISH	FRICTION COEFFICIENT
	GRANITE PAVING, TYPE 1	ENTRANCE PLAZA VAN NESS CORRIDOR SIDEWALK & VEHICULAR ACCESS AREA	FLAME	0.70 - 0.80
	GRANITE PAVING, TYPE 2	ENTRANCE PLAZA VAN NESS CORRIDOR VEHICULAR ACCESS AREA	SANDBLAST	0.70 - 0.80
	GRANITE PAVING, TYPE 3	ENTRANCE PLAZA VAN NESS CORRIDOR	HYDRO	0.70 - 0.80
	PERMEABLE PAVING	SIDEWALK	LIGHT SANDBLAST	0.84
	3' X 3' SCORELINE GRID CIP CONC. PAVING	SIDEWALK	LIGHT SANDBLAST	0.84

### GRANITE SEATWALL LENGTH SCHEDULE

SYMBOL	LENGTH
A	4'-0"
B	6'-0"
C	8'-0"
D	10'-0"





California Pacific  
Medical Center  
A Sutter Health Affiliate

California Pacific Medical Center  
P.O. Box 7999  
San Francisco, CA 94120

CATHEDRAL HILL  
HOSPITAL

ARCHITECT

**SMITHGROUP**

architecture engineering interiors planning

301 Battery Street, 7th Floor  
San Francisco, CA 94111  
T 415.227.0100  
F 415.908.0862  
www.smithgroup.com

CIVIL ENGINEER

**Bkf**  
Bentley / Kiewit / Parsons / Planning

1646 N. California Blvd., Suite 400  
Walnut Creek, CA 94596  
925.940.2200

LANDSCAPE ARCHITECT

Wallace Roberts & Todd, Inc.  
444 Townsend Street, Suite 4  
San Francisco, CA 94107  
415.575.4722

SEALS AND SIGNATURES



STREET IMPROVEMENT  
PERMIT SUBMITTAL

ISSUE	REV	DATE
100% DD		08/23/2010
PERMIT SET		07/15/2011
PERMIT SET	1	01/11/2012
PERMIT SET	2	02/17/2012

FOR PERMIT APPROVAL  
NOT FOR CONSTRUCTION

DRAWING TITLE


PAVING &  
FURNISHING  
DETAILS

SCALE

PROJECT NUMBER 31891.000

DRAWING NUMBER

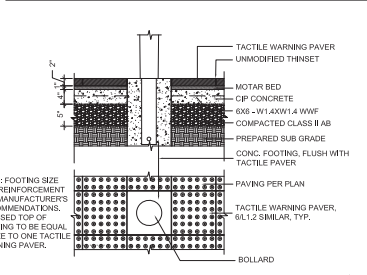
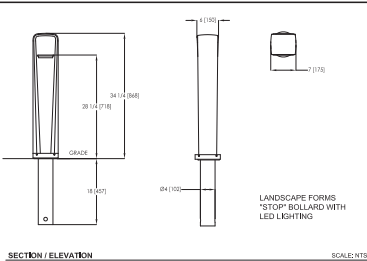
**L1.2**



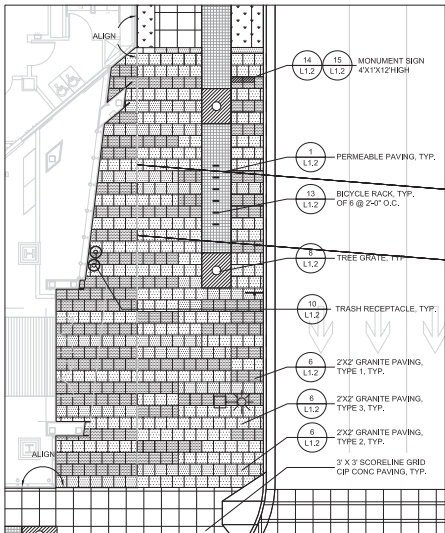
15 Van Ness Avenue Hospital Monument Sign Sign Type 10282.3-CUS

A. SIGN FACE FINISHES TO MATCH COLOR PLANTER GRAY, WHITE, OR BLACK.  
B. SIGN FACE FINISHES TO MATCH COLOR PLANTER GRAY, WHITE, OR BLACK.  
C. SIGN FACE FINISHES TO MATCH COLOR PLANTER GRAY, WHITE, OR BLACK.  
D. SIGN FACE FINISHES TO MATCH COLOR PLANTER GRAY, WHITE, OR BLACK.  
E. SIGN FACE FINISHES TO MATCH COLOR PLANTER GRAY, WHITE, OR BLACK.  
F. SIGN FACE FINISHES TO MATCH COLOR PLANTER GRAY, WHITE, OR BLACK.  
G. SIGN FACE FINISHES TO MATCH COLOR PLANTER GRAY, WHITE, OR BLACK.  
H. SIGN FACE FINISHES TO MATCH COLOR PLANTER GRAY, WHITE, OR BLACK.  
I. SIGN FACE FINISHES TO MATCH COLOR PLANTER GRAY, WHITE, OR BLACK.  
J. SIGN FACE FINISHES TO MATCH COLOR PLANTER GRAY, WHITE, OR BLACK.  
K. SIGN FACE FINISHES TO MATCH COLOR PLANTER GRAY, WHITE, OR BLACK.  
L. SIGN FACE FINISHES TO MATCH COLOR PLANTER GRAY, WHITE, OR BLACK.  
M. SIGN FACE FINISHES TO MATCH COLOR PLANTER GRAY, WHITE, OR BLACK.  
N. SIGN FACE FINISHES TO MATCH COLOR PLANTER GRAY, WHITE, OR BLACK.  
O. SIGN FACE FINISHES TO MATCH COLOR PLANTER GRAY, WHITE, OR BLACK.  
P. SIGN FACE FINISHES TO MATCH COLOR PLANTER GRAY, WHITE, OR BLACK.  
Q. SIGN FACE FINISHES TO MATCH COLOR PLANTER GRAY, WHITE, OR BLACK.  
R. SIGN FACE FINISHES TO MATCH COLOR PLANTER GRAY, WHITE, OR BLACK.  
S. SIGN FACE FINISHES TO MATCH COLOR PLANTER GRAY, WHITE, OR BLACK.  
T. SIGN FACE FINISHES TO MATCH COLOR PLANTER GRAY, WHITE, OR BLACK.  
U. SIGN FACE FINISHES TO MATCH COLOR PLANTER GRAY, WHITE, OR BLACK.  
V. SIGN FACE FINISHES TO MATCH COLOR PLANTER GRAY, WHITE, OR BLACK.  
W. SIGN FACE FINISHES TO MATCH COLOR PLANTER GRAY, WHITE, OR BLACK.  
X. SIGN FACE FINISHES TO MATCH COLOR PLANTER GRAY, WHITE, OR BLACK.  
Y. SIGN FACE FINISHES TO MATCH COLOR PLANTER GRAY, WHITE, OR BLACK.  
Z. SIGN FACE FINISHES TO MATCH COLOR PLANTER GRAY, WHITE, OR BLACK.

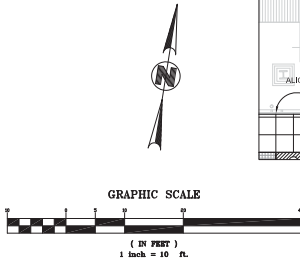
15 DIRECTIONAL MONUMENT SIGN ELEVATION



11 BOLLARD - EMBEDMENT MOUNT SECTION & PLAN N.T.S.

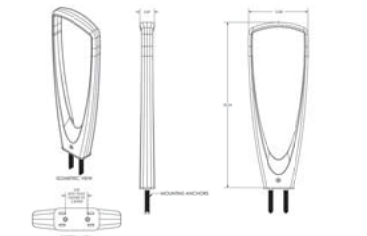


ENLARGEMNET PLAN 1

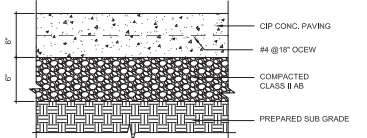


PAVEMENT SCHEDULE				
SYMBOL	MATERIAL & THICKNESS	DESCRIPTION	FINISH	FRICTION COEFFICIENT
	GRANITE PAVING, TYPE 1	ENTRANCE PLAZA, VAN NESS CORRIDOR, SIDEWALK & VEHICULAR ACCESS AREA	FLAME	0.70 - 0.80
	GRANITE PAVING, TYPE 2	ENTRANCE PLAZA, VAN NESS CORRIDOR, VEHICULAR ACCESS AREA	SANDBLAST	0.70 - 0.80
	GRANITE PAVING, TYPE 3	ENTRANCE PLAZA, VAN NESS CORRIDOR	HYDRO	0.70 - 0.80
	PERMEABLE PAVING	SIDEWALK	LIGHT SANDBLAST	0.84
	3' X 3' SCORELINE GRID CIP CONC PAVING	SIDEWALK	LIGHT SANDBLAST	0.84

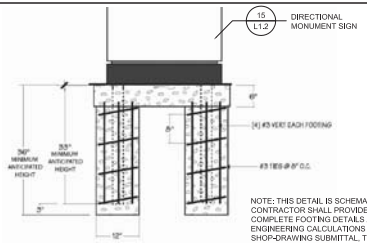
16 ENLARGEMNET PLAN PLAN 1"=10'-0"



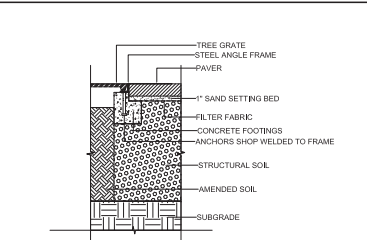
12 BIKE RACK PLAN & SECTION 1'-0"=1'-0"



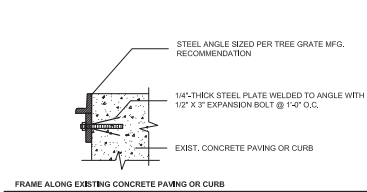
13 CIP CONC. CROSSWALK SECTION 1'-0"=1'-0"



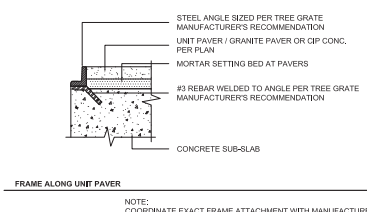
14 DIRECTIONAL MONUMENT SIGN FOOTING SECTION 1'-0"=1'-0"



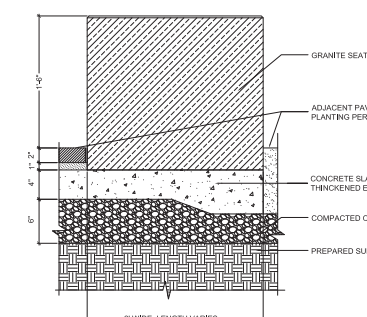
7 TREE GRATE AT PERMEABLE PAVING SECTION 1'-0"=1'-0"



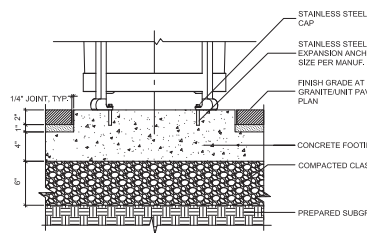
FRAME ALONG EXISTING CONCRETE PAVING OR CURB



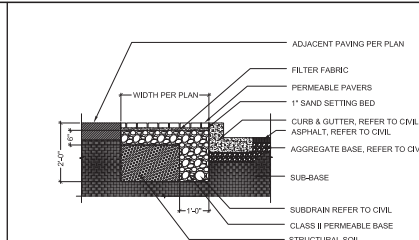
8 TREE GRATE FRAME INSTALLATION SECTION N.T.S.



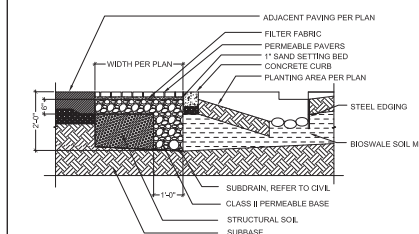
9 GRANITE SEATWALL PLAN & SECTION 1'-0"=1'-0"



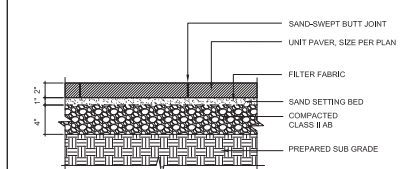
10 TRASH RECEPTACLE SURFACE MOUNT SECTION 1'-0"=1'-0"



1 PERMEABLE PAVING AT CURB SECTION 1'-0"=1'-0"



2 PERMEABLE PAVING AT PLANTING AREA SECTION 2'-0"=1'-0"



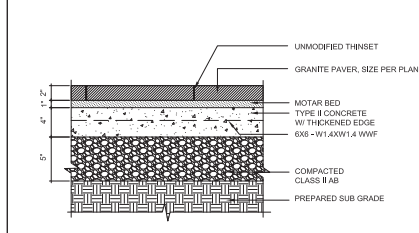
3 UNIT PAVER AT SIDEWALK SECTION 1'-0"=1'-0"

LEFT BLANK INTENTIONALLY

LEFT BLANK INTENTIONALLY

LEFT BLANK INTENTIONALLY

5



6 GRANITE PAVER SECTION 1'-0"=1'-0"

NOTE: INSTALL TACTILE WARNING PAVERS SAME AS GRANITE PAVERS





California Pacific  
Medical Center

A Sutter Health Affiliate

California Pacific Medical Center  
P.O. Box 7999  
San Francisco, CA 94120

CATHEDRAL HILL  
HOSPITAL

ARCHITECT

**SMITHGROUP**  
architecture engineering interiors planning  
301 Battery Street, 7th Floor  
San Francisco, CA 94111  
T 415.227.0100  
F 415.308.0862  
www.smithgroup.com

CIVIL ENGINEER



1646 N. California Blvd., Suite 400  
Walnut Creek, CA 94596  
925.940.2200

LANDSCAPE ARCHITECT

Wallace Roberts & Todd, Inc.  
444 Townsend Street, Suite 4  
San Francisco, CA 94107  
415.575.4722

SEALS AND SIGNATURES



STREET IMPROVEMENT  
PERMIT SUBMITTAL

ISSUE	REV	DATE
100% DD		08/23/2010
PERMIT SET		07/15/2011
PERMIT SET	1	01/11/2012
PERMIT SET	2	02/17/2012

FOR PERMIT APPROVAL  
NOT FOR CONSTRUCTION

DRAWING TITLE

PLANTING PLAN  
& DETAILS

SCALE AS SHOWN

PROJECT NUMBER 31891.000

DRAWING NUMBER

**L2.0**

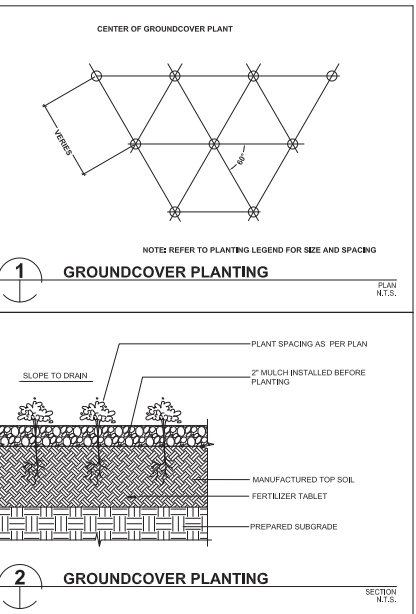
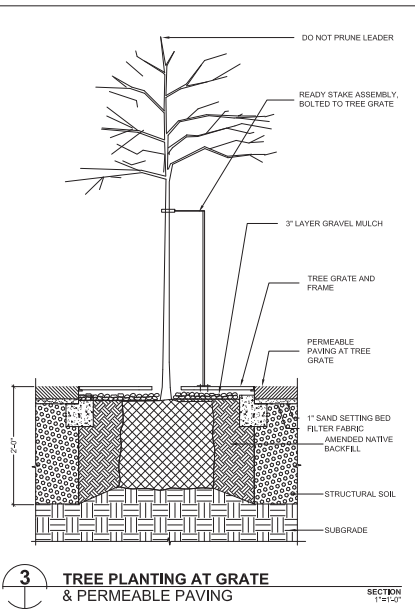
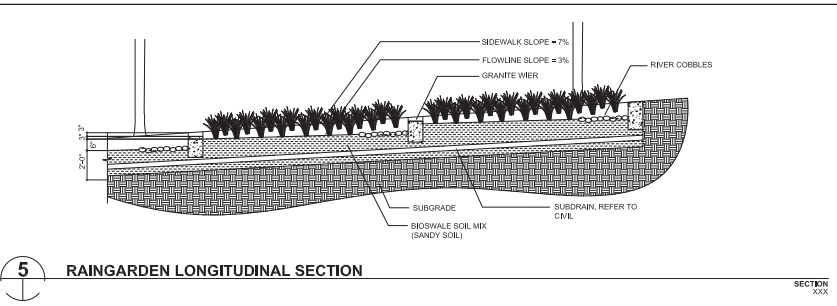
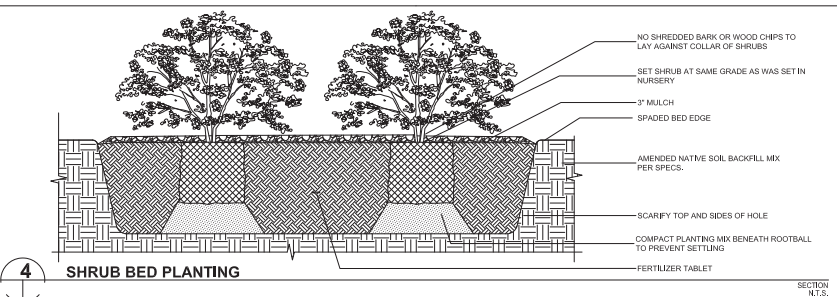
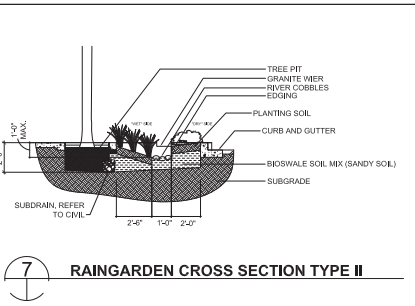
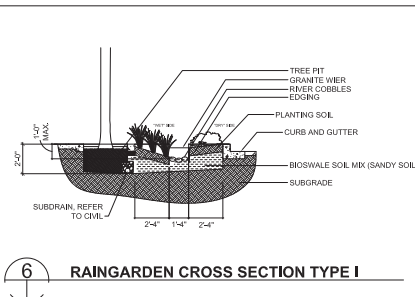
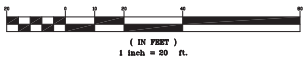
PLANTING NOTES

1. CONTRACTOR SHALL BE RESPONSIBLE FOR MAKING HIMSELF FAMILIAR WITH ALL UNDERGROUND UTILITIES, PIPES AND STRUCTURES. CONTRACTOR SHALL TAKE SOLE RESPONSIBILITY FOR ANY COST INCURRED DUE TO DAMAGE OF SAID UTILITIES.
2. CONTRACTOR SHALL NOT WILLFULLY PROCEED WITH CONSTRUCTION AS DESIGNED WHEN IT IS OBVIOUS THAT UNKNOWN OBSTRUCTIONS AND/OR GRADE DIFFERENCES EXIST THAT MAY NOT HAVE BEEN KNOWN DURING DESIGN. SUCH CONDITIONS SHALL BE IMMEDIATELY BROUGHT TO THE ATTENTION OF THE AUTHORIZED CITY ENGINEER. THE CONTRACTOR SHALL ASSUME FULL RESPONSIBILITY FOR ALL NECESSARY REVISIONS DUE TO FAILURE TO GIVE SUCH NOTIFICATION.
3. CONTRACTOR SHALL BE RESPONSIBLE FOR ANY COORDINATION WITH SUBCONTRACTORS AS REQUIRED TO ACCOMPLISH PLANTING OPERATIONS.
4. SEE SPECIFICATIONS FOR PLANTING REQUIREMENTS, MATERIALS, EXECUTION, AND MAINTENANCE.
5. SEE DETAILS AND SPECIFICATIONS FOR PLANTING STAKING METHOD AND BACKFILL REQUIREMENTS.
6. IF CONFLICTS ARISE BETWEEN SIZE OF AREAS AND PLANS, CONTRACTOR SHALL CONTACT CITY ENGINEER FOR RESOLUTION. FAILURE TO MAKE SUCH CONFLICTS KNOWN WILL RESULT IN CONTRACTOR'S LIABILITY FOR MATERIALS RELOCATION.
7. GROUNDCOVERS SHALL BE SPACED PER DETAILS.
8. ALL WORK TO BE PERFORMED BY LICENSED (C27) CONTRACTORS AND EXPERIENCED WORKERS, BY CONSTRUCTION MANAGER PRIOR TO PLANTING.
9. THE CONTRACTOR IS RESPONSIBLE FOR THE PROTECTION OF ALL EXISTING TREES AND LANDSCAPING THAT IS DESIGNATED TO REMAIN. THE CONTRACTOR SHALL PROVIDE TEMPORARY FENCING, BARRICADES OR OTHER SUITABLE GUARDS OUTSIDE DRIP LINE (OUTER PERIMETER OF BRANCHES) TO PROTECT FROM DAMAGE TREES AND OTHER PLANTS THAT ARE TO REMAIN. DO NOT STORE CONSTRUCTION MATERIALS WITHIN DRIP LINES OF TREES TO REMAIN. DO NOT PERMIT VEHICLES WITHIN DRIP LINE. RESTRICT FOOT TRAFFIC WITHIN DRIP LINE TO AVOID EXCESSIVE SOIL COMPACTION. ALL BARRICADES AND PROTECTIVE FENCING SHALL BE PUT IN PLACE PRIOR TO COMMENCEMENT OF ANY OTHER CONSTRUCTION ACTIVITY.
10. INDICATES PLANT SPECIES  
INDICATES PLANT QUANTITY  
INDICATES SIZE OR SQUARE FOOTAGE/ SIZE

PLANTS LEGEND

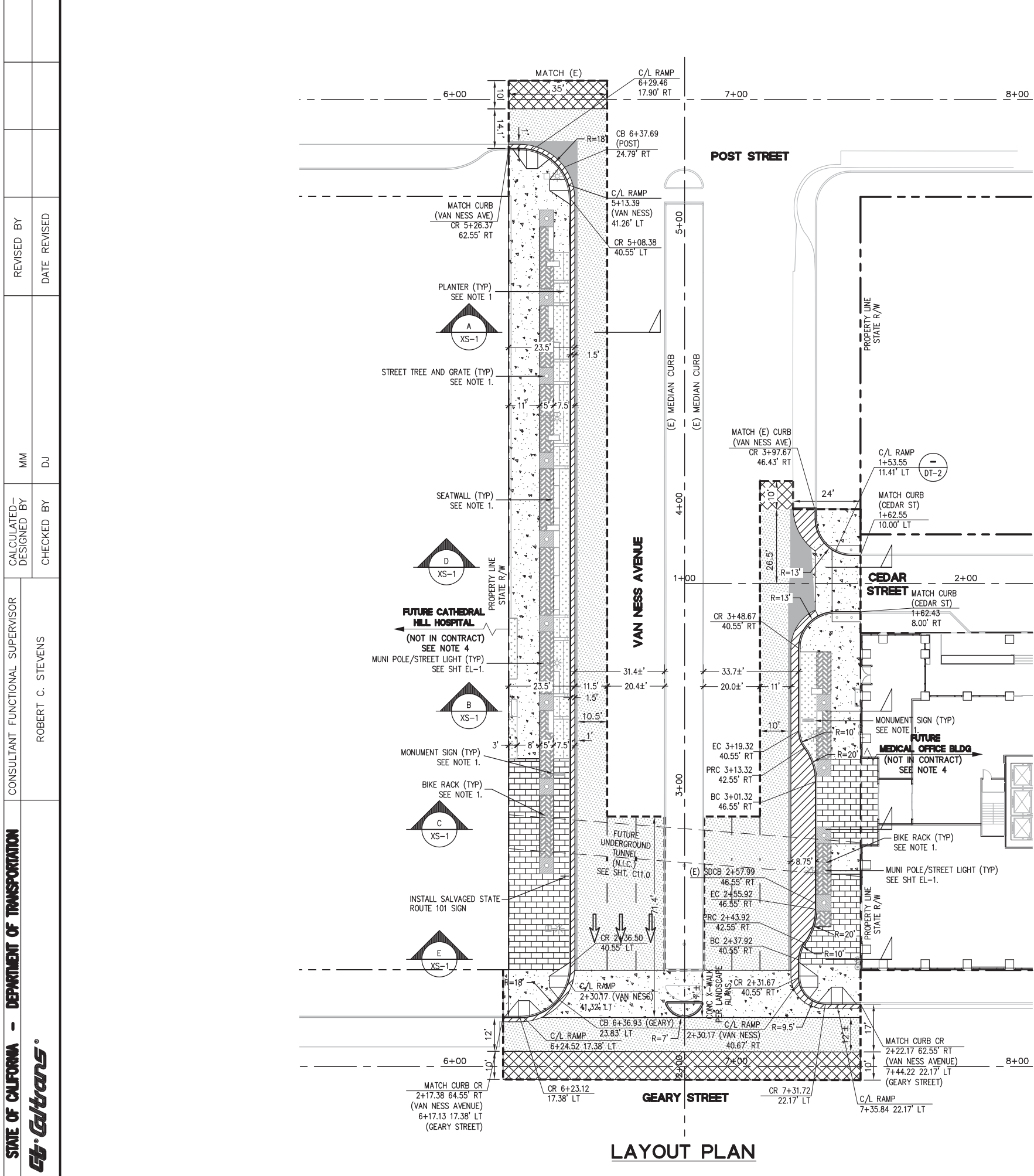
SYMBOL	BOTANICAL NAME	COMMON NAME	SIZE / SPACING
TREE			
ACE NEG	ACER NEGUNDO	BOX ELDER	AS NOTED
TRI CON	TRISTEMA CONFERTA	BRESBANE BOX	AS NOTED
PLA ACE	PLATANUS ACERIFOLIA 'COLOMBA'	LONDON PLANE TREE	AS NOTED
CER CAN	CERIS CANADENSIS	EASTERN REDBUD	AS NOTED
SHRUBS AND GROUNDCOVERS			
DRY SHADY	BERBERIS THUNBERGII	JAPANESE BARBERRY	5 GAL / 24" O.C.
	ATROPURPUREA NANA	CREeping MAHONIA	5 GAL / 24" O.C.
	SYMPHORICARPOS ALBUS	COMMON SNOWBERRY	1 GAL / 18" O.C.
WET SHADY	JUNCUS EFFUSUS	COMMON RUSH	1 GAL / 18" O.C.
	LEWIS ARENARIUS 'GLAUCUS'	BLUE WILD RYE	1 GAL / 12" O.C.
	POLYSTICHUM MUNITUM	SWORD FERN	1 GAL / 30" O.C.
DRY / SEASONAL GARDEN	TRADESCANTIA VIRGINIANA	VIRGINIA SPIERWORT	1 GAL / 30" O.C.
	ACHILEA 'SUMMERVINE'	YARROW	1 GAL / 18" O.C.
	CELANOTHUS GRISSEUS VAR. 'HORIZONTALIS' 'YANKEE POINT'	CARAMEL CEANOTHUS	5 GAL / 24" O.C.
WET / SEASONAL GARDEN	IRIS 'COPPER'	PACIFIC COAST IRIS	1 GAL / 24" O.C.
	EUPHORBIA DULCIS 'CHAMELEON'	EUPHORBIA	1 GAL / 18" O.C.
	WESTERNIA FRAUTIOSA 'SMOKEY'	COAST ROSEMARY	5 GAL / 24" O.C.
WET SUNNY	LORDPETALUM PURPLE PRIDE	LORDPETALUM	1 GAL / 18" O.C.
	LAVANDULA X INERMEDIA CV. 'PHORMIUM' 'CREAM DELIGHT'	WHITE GROSSO LAVENDER	5 GAL / 24" O.C.
	PHORMIUM 'CREAM DELIGHT'	NEW ZEALAND FLAX	1 GAL / 30" O.C.
WET SUNNY	CAREX MORROWELL 'SILVER SCEPTER'	SILVER SCEPTER	1 GAL / 18" O.C.
	LEYMUS ARENARIUS 'GLAUCUS'	BLUE WILD EYE	1 GAL / 12" O.C.
	MISCANTHUS SCIENSIS 'ADAGIO'	ADAGIO MAIDERN GRASS	1 GAL / 24" O.C.
WET SUNNY	CEREX PARAGRACILIS	CLUSTERED FIELD SEDGE	1 GAL / 12" O.C.
	IRIS DOUGLASSIANA	DOUGLAS IRIS	1 GAL / 24" O.C.
	MISCANTHUS SINENSIS 'ADAGIO'	SWORD FERN	1 GAL / 30" O.C.
DRY SUNNY	TRADESCANTIA VIRGINIANA	VIRGINIA SPIERWORT	1 GAL / 24" O.C.
	AEONIUM ARBOREUM	ARBOREUM	1 GAL / 12" O.C.
	AGAVE ATTENUATA	FOX TAIL AGAVE	1 GAL / 30" O.C.
WINDY	AGAVE VICTORIAE-REGINAE	QUEEN VICTORIA AGAVE	1 GAL / 30" O.C.
	ANGOCANTHOS 'ORANGE CROSS'	KANGAROO PAW	1 GAL / 24" O.C.
	EUPHORBIA X MARTINI	EUPHORBIA 'MARTINI'	1 GAL / 24" O.C.
WINDY	SANTOLINA CHAMMECYPARISSUS	LEVENDER COTTON	1 GAL / 18" O.C.
	ACORUS GRAMENEUS 'OGON'	SWEET FLAG	1 GAL / 6" O.C.

GRAPHIC SCALE









LAYOUT PLAN LEGEND

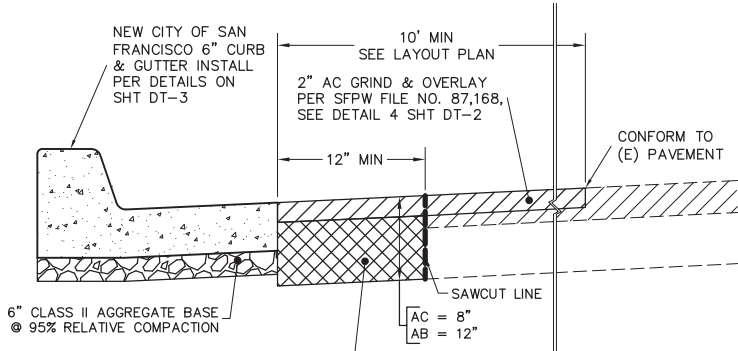
- PCC PAVING. 4" PCC/4" AB. SEE NOTE 2
- GRANITE PAVING. REFER TO LANDSCAPE PLANS FOR DETAILS.
- STANDARD CURB AND GUTTER PER SFPW STANDARD DETAIL SEE DETAIL 1 SHT DT-3
- AC PLUG. CONTRACTOR TO MATCH FULL DEPTH OF EXISTING STREET
- GRIND AND OVERLAY (2" MIN) TO LIMIT OF WORK PER SFPW STANDARD DETAIL
- WEDGE SHAPE COLD PLANNING CONFORM PER SFPW STANDARD DETAIL, SEE DETAIL 4 SHT DT-2
- PERMEABLE PAVERS. REFER TO LANDSCAPE PLANS FOR DETAILS.
- UNIT PAVING. REFER TO LANDSCAPE PLANS FOR DETAILS.
- LANDSCAPE. REFER TO LANDSCAPE PLANS FOR DETAILS.
- CURB & GUTTER, PER SFPW STANDARD DETAILS, SEE DETAILS ON SHT DT-3
- LIMIT OF WORK
- (N) MUNI POLE/STREET LIGHT SEE SHT EL-1
- CURB RAMP PER SFPW STANDARD DETAILS, SEE DETAILS ON SHT DT-2. ALSO, SEE SHT CR-1 FOR ADDITIONAL GRADING INFORMATION

NOTE

- REFER TO LANDSCAPE PLANS FOR TREE, SITE FURNISHINGS, AND OTHER SITE ELEMENTS DETAILS.
- REFER TO LANDSCAPE PLANS FOR PAVEMENT FINISH, PAVEMENT INFORMATION, AND SCORE PATTERN.
- ALL UTILITIES WITHIN LIMIT OF WORK SHALL BE ADJUSTED TO NEW GRADE UNLESS OTHERWISE NOTED.
- MEDICAL OFFICE BUILDING AND CATHEDRAL HILL HOSPITAL WILL BE CONSTRUCTED AS PART OF THE FUTURE IMPROVEMENT PROJECTS.

ABBREVIATIONS

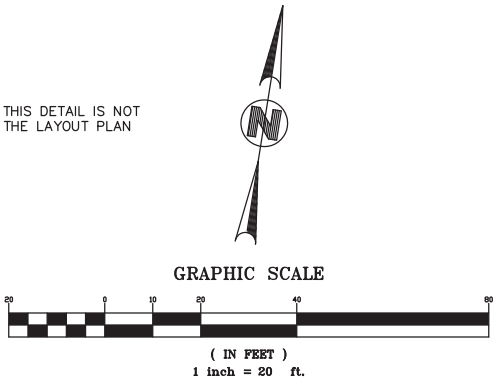
- AB AGGREGATE BASE
- AC ASPHALT CONCRETE
- BC BEGINNING OF CURVE
- CB CATCH BASIN
- C/L CENTER LINE
- CR CURB RETURN
- DT DETAIL
- (E) EXISTING
- EC END OF CURVE
- LT LEFT
- MIN MINIMUM
- NIC NOT IN CONTRACT
- PCC PORTLAND CEMENT CONCRETE
- PRC POINT OF REVERSE CURVATURE
- R RADIUS
- RT RIGHT
- SFPW SAN FRANCISCO PUBLIC WORKS
- SHT SHEET
- TYP TYPICAL



PLACE ASPHALT PLUG AT LIP OF GUTTER TO MATCH FULL DEPTH OF EXISTING STRUCTURAL SECTION, TOP 2" OF EXISTING PAVEMENT SURFACE SHALL BE PLACED DURING FINAL GRIND & OVERLAY.

NOTE: HATCHING SHOWN IN THIS DETAIL IS NOT INTENDED TO MATCH THE LAYOUT PLAN LEGEND (THIS SHT).

1 AC PLUG NOT TO SCALE



LAYOUT AND PAVING PLAN SCALE 1"=20' LP-1

Dist	COUNTY	ROUTE	POST MILES TOTAL PROJECT	SHEET No.	TOTAL SHEETS
04	SFO	101	5.6	5	27
REGISTERED CIVIL ENGINEER			DATE		
PLANS APPROVAL DATE					
BKF ENGINEERS 1646 N.CALIFORNIA BLVD, STE 400 WALNUT CREEK, CA. 94596			CALIFORNIA PACIFIC MEDICAL CENTER P.O. BOX 7999 SAN FRANCISCO, CA. 94120		



STATE OF CALIFORNIA - DEPARTMENT OF TRANSPORTATION

Caltrans

CONSULTANT FUNCTIONAL SUPERVISOR  
ROBERT C. STEVENS

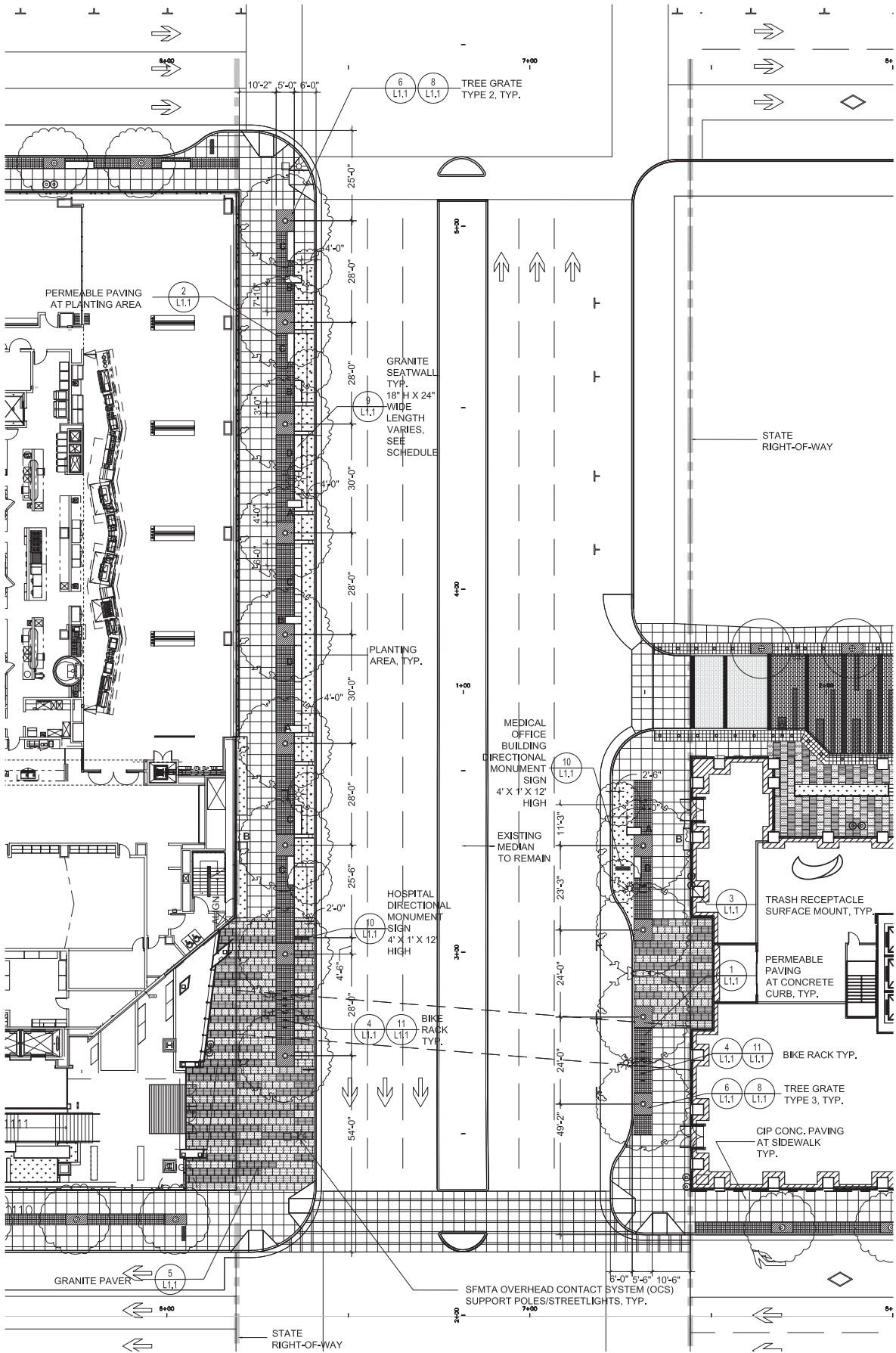
REVISOR  
MM

DATE  
DJ

BORDER LAST REVISED 4/11/2008



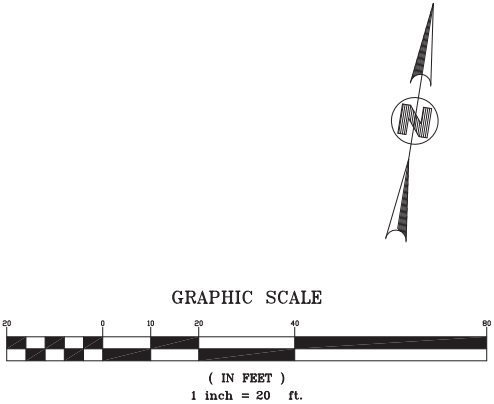




- ### LAYOUT NOTES
1. LOCATE EXPANSION JOINTS IN SIDEWALK AT INTERVAL CLOSEST TO 30' BUT NO MORE THAN 30 FEET APART. PLACE EXPANSION JOINTS AT THOSE INTERVALS IN LIEU OF SCORE LINES SHOWN ON PLAN.
  2. ELIMINATE SCORE LINES THAT WOULD OCCUR TWO INCHES OR LESS FROM AN EXISTING WALL OR THE LIMIT OF WORK.
  3. THE CONTRACTOR SHALL BE RESPONSIBLE FOR THE VERIFICATION OF THE LOCATIONS OF ALL UTILITIES IN THE FIELD. LOCATIONS SHOWN ON THE PLAN ARE APPROXIMATE AND FOR GENERAL INFORMATION ONLY. THE CONTRACTOR SHALL NOTIFY UTILITY SERVICES AT LEAST 48 HOURS PRIOR TO ANY EXCAVATION ON THIS PROJECT.
  4. ALL "LAYOUT" WORK SHALL BE APPROVED BY THE ENGINEER PRIOR TO THE START OF ANY EXCAVATION.
  5. CONTRACTOR SHALL REPAIR AT HIS/HER OWN EXPENSE ANY DAMAGE, WHETHER INSIDE OR OUTSIDE OR OUTSIDE OF THE LIMIT OF WORK LINE, TO UTILITY SYSTEMS, SURFACE PAVEMENTS, FIXTURES OR STRUCTURES THAT ARE NOT SPECIFICALLY INDICATED TO BE REMOVED OR RELOCATED AS PART OF THE PROJECT CONSTRUCTION.
  6. ALL DIMENSIONS AND ELEVATIONS ON THE DRAWINGS ARE IN FEET UNLESS OTHERWISE STATED.
  7. THE CONTRACTOR SHALL EXERCISE PARTICULAR CARE WHILE WORKING IN THE VICINITY OF ACTIVE UTILITY AND DRAINAGE STRUCTURES. IN THE EVENT THAT ANY EXISTING STRUCTURES OR UTILITIES ARE DAMAGED AND THE SERVICES DISRUPTED, THE LINES SHALL BE IMMEDIATELY REPAIRED AND THE SERVICES RESTORED AS DIRECTED BY THE ENGINEER AT NO COST TO THE OWNER.

PAVEMENT SCHEDULE (OVERALL PLAN SHEET L1.0)			
SYMBOL	MATERIAL	FINISH	FRICTION COEFFICIENT
	GRANITE PAVING, TYPE 1	FLAME	0.70-0.80
	GRANITE PAVING, TYPE 2	SANDBLAST	0.70-0.80
	GRANITE PAVING, TYPE 3	HYDRO	0.70-0.80
	PERMEABLE PAVING	LIGHT SANDBLAST	0.84
	CIP CONC. PAVING WITH SCORELINES AT 3' X 3'	LIGHT SANDBLAST	

GRANITE SEATWALL LENGTHS SCHEDULE	
SYMBOL	LENGTH
A	4'-0"
B	6'-0"
C	8'-0"
D	10'-0"

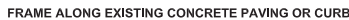


## LAYOUT PLAN L1.0





# 10 DIRECTIONAL MONUMENT SIGN



## 8 TREE GRATE FRAME INSTALLATION



SECTION  
1/8"=1'-0"



NOTE: INSTALL TACTILE WARNING  
PAVERS SAME AS GRANITE PAVERS

SECTION  
1/8"=1'-0"



SECTION  
1/2"=1'-0"



SECTION  
2"=1'-0"



SECTION  
1/8"=1'-0"

## L1.1



## 11 BIKE RACK

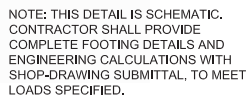
**PLAN & SECTION**  
1 1/2"=1'-0"



**PLAN & SECTION**  
1 1/2"=1'-0"



SECTION  
1"=1'-0"



## DIRECTIONAL MONUMENT SIGN FOOTING

SECTION

14/00000202-01 CPNG California Hills\Documents\Caltrans\Development\Graphic\CA02PlanSheet\2.0-Planting Plan\_CalTRANS.dwg 23 Feb 2012 8:15:57pm jlaban

STATE OF CALIFORNIA — DEPARTMENT OF TRANSPORTATION

Caltrans

CONSULTANT FUNCTIONAL SUPERVISOR

ROBERT C. STEVENS

CALCULATED—  
DESIGNED BY

MM

CHECKED BY

DJ

REVISED BY

DATE REVISED

11/30/11

PLANTING PLAN

L2.0

GRAPHIC SCALE

( IN FEET )

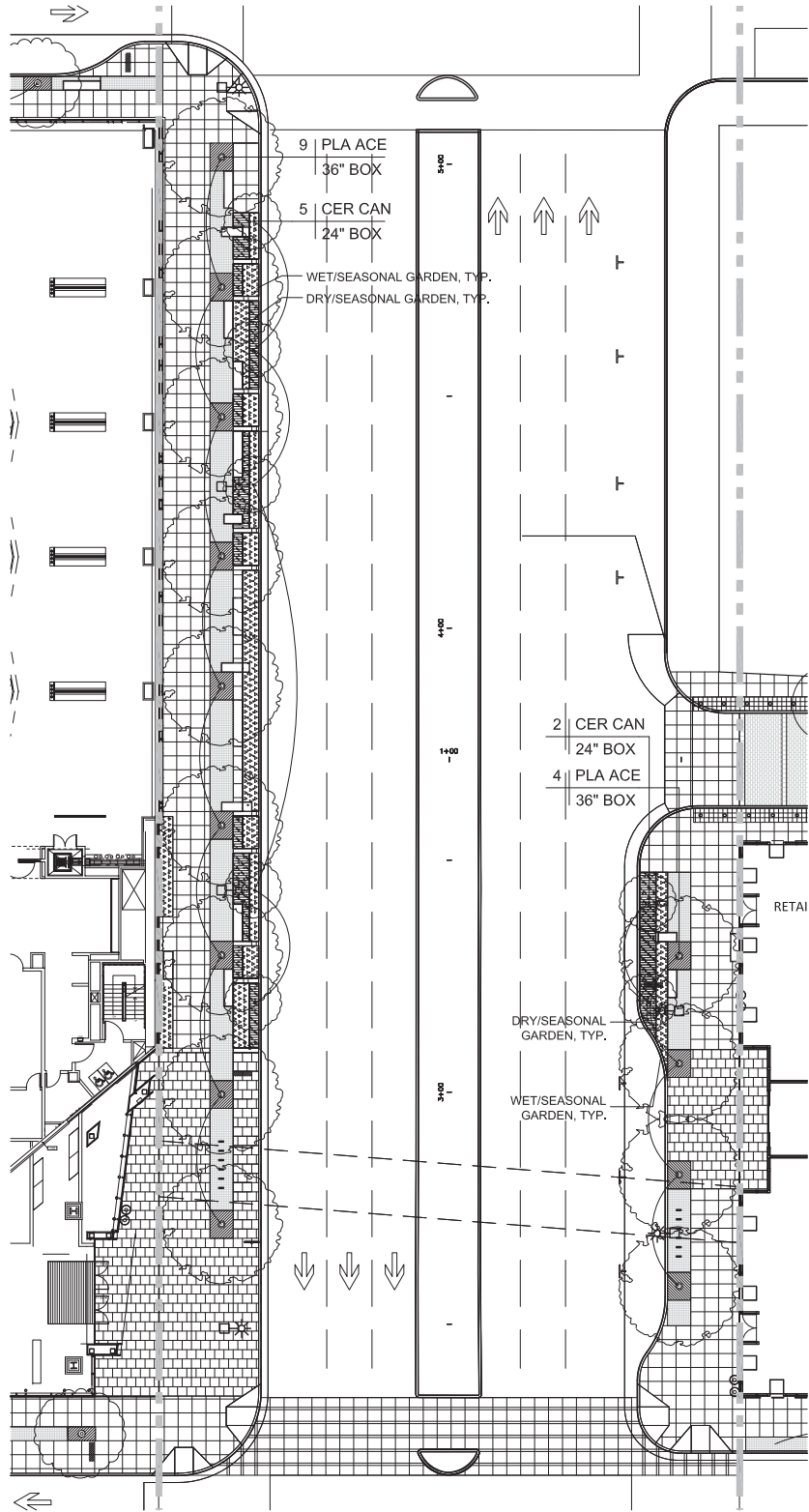
1 inch = 20 ft.

PLANTING PLAN

L2.0

PLANTING PLAN

L2.0



PLANTING NOTES

1. CONTRACTOR SHALL BE RESPONSIBLE FOR MAKING HIM/HER SELF FAMILIAR WITH ALL UNDERGROUND UTILITIES, PIPES AND STRUCTURES. CONTRACTOR SHALL TAKE SOLE RESPONSIBILITY FOR ANY COST INCURRED DUE TO DAMAGE OF SAID UTILITIES.
2. CONTRACTOR SHALL NOT WILLFULLY PROCEED WITH CONSTRUCTION AS DESIGNED WHEN IT IS OBVIOUS THAT UNKNOWN OBSTRUCTIONS AND/OR GRADE DIFFERENCES EXIST THAT MAY NOT HAVE BEEN KNOWN DURING DESIGN. SUCH CONDITIONS SHALL BE IMMEDIATELY BROUGHT TO THE ATTENTION OF THE AUTHORIZED CITY ENGINEER. THE CONTRACTOR SHALL ASSUME FULL RESPONSIBILITY FOR ALL NECESSARY REVISIONS DUE TO FAILURE TO GIVE SUCH NOTIFICATION.
3. CONTRACTOR SHALL BE RESPONSIBLE FOR ANY COORDINATION WITH SUBCONTRACTORS AS REQUIRED TO ACCOMPLISH PLANTING OPERATIONS.
4. SEE SPECIFICATIONS FOR PLANTING REQUIREMENTS, MATERIALS, EXECUTION, AND MAINTENANCE.
5. SEE DETAILS AND SPECIFICATIONS FOR PLANTING STAKING METHOD AND BACKFILL REQUIREMENTS.
6. IF CONFLICTS ARISE BETWEEN SIZE OF AREAS AND PLANS, CONTRACTOR SHALL CONTACT ENGINEER FOR RESOLUTION. FAILURE TO MAKE SUCH CONFLICTS KNOWN WILL RESULT IN CONTRACTOR'S LIABILITY FOR MATERIALS RELOCATION.
7. GROUNDCOVERS SHALL BE SPACED PER DETAILS.
8. ALL WORK TO BE PERFORMED BY LICENSED (C27) CONTRACTORS AND EXPERIENCED WORKERS. BY CONSTRUCTION MANAGER PRIOR TO PLANTING.
9. THE CONTRACTOR IS RESPONSIBLE FOR THE PROTECTION OF ALL EXISTING TREES AND LANDSCAPING THAT IS DESIGNATED TO REMAIN. THE CONTRACTOR SHALL PROVIDE TEMPORARY FENCING, BARRICADES OR OTHER SUITABLE GUARDS OUTSIDE DRIP LINE (OUTER PERIMETER OF BRANCHES) TO PROTECT FROM DAMAGE TREES AND OTHER PLANTS THAT ARE TO REMAIN. DO NOT STORE CONSTRUCTION MATERIALS WITHIN DRIP LINES OF TREES TO REMAIN. DO NOT PERMIT VEHICLES WITHIN DRIP LINE. RESTRICT FOOT TRAFFIC WITHIN DRIP LINE TO AVOID EXCESSIVE SOIL COMPACTION. ALL BARRICADES AND PROTECTIVE FENCING SHALL BE PUT IN PLACE PRIOR TO COMMENCEMENT OF ANY OTHER CONSTRUCTION ACTIVITY.
10. INDICATES PLANT SPECIES  
INDICATES PLANT QUANTITY  
INDICATES SIZE OR SQUARE FOOTAGE/ SIZE

PLANTS LEGEND

SYMBOL	BOTANICAL NAME	COMMON NAME	SIZE / REMARKS
TREE			
PLA ACE	PLATANUS ACERIFOLIA 'COLOMBIA'	LONDON PLANE TREE	AS NOTED
CER CAN	CERSIS CANADENSIS	EASTERN REDBUD	AS NOTED
SHRUBS AND GROUNDCOVERS			
DRY / SEASONAL GARDEN	ACHILEA 'SUMMERVINE' CEANOTHUS GRISEUS VAR. HORIZONTALIS 'YANKEE POINT' IRIS 'COPPER' EUPHORBIA DULCIS 'CHAMELEON' WESTRINGIA FRUTICOSA 'SMOKEY' LOROPETALUM 'PURPLE PIXIE' LAVANDULA X INERMEDIA CV. PHORMIUM 'CREAM DELIGHT'	YARRROW CARAMEL CEANOTHUS PACIFIC COAST IRIS EUPHORBIA COASE ROSEMARY LOROPETALUM WHITE GROSSO LAVENDER NEW ZEALAND FLAX	SHRUBS: 5 GAL. GROUNDCOVERS & GRASSES: 1GAL
WET / SEASONAL GARDEN	CARES MORROWLL 'SILVER SCEPTER' LEYMUS ARENARIUS 'GLAUCUS' MISCANTHUS SCIENSIS 'ADAGIO'	SILVER SCEPTER BLUE WILD EYE ADAGIO MAIDERN GRASS	

Dist

COUNTY

ROUTE

POST MILES  
TOTAL PROJECT

SHEET  
No.

TOTAL  
SHEETS

04

SFO

101

5.6

27

REGISTERED LANDSCAPE ARCHITECT

DATE

PLANS APPROVAL DATE

THE STATE OF CALIFORNIA OR ITS OFFICERS  
OR AGENTS SHALL NOT BE RESPONSIBLE FOR  
THE ACCURACY OR COMPLETENESS OF SCANNED  
COPIES OF THIS PLAN SHEET.

BKF ENGINEERS  
1646 N.CALIFORNIA BLVD, STE 400  
WALNUT CREEK, CA. 94596

CALIFORNIA PACIFIC MEDICAL CENTER  
P.O. BOX 7999  
SAN FRANCISCO, CA. 94120

REGISTERED LANDSCAPE ARCHITECT

JAMES K. STICKLEY

4251

SIGNATURE

DATE

11-30-11

STATE OF CALIFORNIA

BORDER LAST REVISED 4/11/2008

**St. Johns**

ROBERT C. STEVENS

CONSULTANT FUNCTIONAL SUPERVISOR

**CALCULATED—**

MM

22

REVISÉ BY

DATE REVISED

11/30/11



## PLANTING DETAILS

### L2.1

DATE PLOTTED => Feb 17 2012	TIME PLOTTED => 8:30 am
LAST REVISION	
12-01-11	