



**California Pacific
Medical Center**

A Sutter Health Affiliate

California Pacific Medical Center
P.O. Box 7999
San Francisco, CA 94120

**CATHEDRAL
HILL HOSPITAL**

OSHPD # IS-080885-38

ARCHITECT

SMITHGROUP

architecture engineering interiors planning

301 Battery Street, 7th Floor
San Francisco, CA 94111
T 415.227.0100
F 415.908.0862
www.smithgroup.com

STRUCTURAL ENGINEER

Degenkolb Engineers

300 Frank H. Ogawa Plaza
Oakland, CA 94612
510.272.9040

MECHANICAL ENGINEER

Ted Jacob Engineering
Group, Inc

1763 Broadway
Oakland, CA 94612
510.763.4880

ELECTRICAL ENGINEER

Silverman & Light

1201 Park Avenue, Suite 100
Emeryville, CA 94608
510.855.1200

SEALS AND SIGNATURES

ISSUE REV DATE

OSHPD REVIEW	ORIGINAL	09/01/08
CU APPLICATION		11/16/2009
CU APPLICATION UPDATE		06/03/2010
CU APPLICATION UPDATE 2		05/27/2011
CU APPLICATION UPDATE 3		02/22/2012

DRAWING TITLE
**COVER SHEET &
SHEET INDEX**

SCALE

PROJECT NUMBER 31891.000

DRAWING NUMBER **G0.01**

California Pacific Medical Center Cathedral Hill Hospital Acute Care and Women & Children's Hospital

Conditional Use Permit Application Update 3

SHEET INDEX

INDEX - GENERAL

G0.01	COVER SHEET & SHEET INDEX
G1.0	KEY PLAN - SITE PLAN
G2.0	KEY PLAN - STREETScape PLAN

INDEX - ARCHITECTURAL

A2.P3	LEVEL P3 OVERALL PLAN
A2.P2	LEVEL P2 OVERALL PLAN
A2.01	LEVEL 1/P1 OVERALL PLAN
A2.02	LEVEL 2 OVERALL PLAN
A2.03	LEVEL 3 OVERALL PLAN
A2.04	LEVEL 4 OVERALL PLAN
A2.05	LEVEL 5 OVERALL PLAN
A2.06	LEVEL 6 OVERALL PLAN
A2.07	LEVEL 7 OVERALL PLAN
A2.08	LEVEL 8 OVERALL PLAN
A2.09	LEVEL 9 OVERALL PLAN
A2.10	LEVEL 10 OVERALL PLAN
A2.11	LEVEL 11 OVERALL PLAN
A2.12	LEVEL 12 OVERALL PLAN
A2.13	LEVEL 13 OVERALL PLAN
A2.14	LEVEL 14 OVERALL PLAN
A2.15	LEVEL 15 OVERALL PLAN
A2.16	LEVEL 16 ROOF PLAN
A4.1.01	NORTH ELEVATION
A4.1.02	EAST ELEVATION
A4.1.03	SOUTH ELEVATION
A4.1.04	WEST ELEVATION
A4.2.01	BUILDING SECTION
A4.2.02	BUILDING SECTION
A4.2.03	BUILDING SECTION
A4.2.04	BUILDING SECTION
A4.2.05	BUILDING SECTION
A4.2.06	BUILDING SECTION
A4.03.1	SOUTHEAST ISOMETRIC
A4.03.2	NORTHWEST ISOMETRIC

INDEX - CIVIL (FROM STREET IMPROVEMENT PERMIT SUBMITTAL DATED 02/17/2012)

C1.0	EXISTING CONDITIONS
C3.0	LAYOUT PLAN SITE
C4.0	PAVING PLAN
C8.0	STREETLIGHT PLAN
C9.0	SIGNAGE & STRIPING PLAN
C11.0	PEDESTRIAN TUNNEL AND LONGITUDINAL SECTION

INDEX - LANDSCAPE (FROM STREET IMPROVEMENT PERMIT SUBMITTAL DATED 02/17/2012)

L1.1	LAYOUT PLAN
L1.2	PAVING & FURNISHING DETAILS
L2.0	PLANTING PLAN & DETAILS

INDEX - VAN NESS AVENUE SITE INFORMATION (CALTRANS PERMIT SET DATED 02/17/2012)

EP-1	EXISTING & PROPOSED OVERVIEW PLAN
LP-1	LAYOUT & PAVING PLAN
ST-1	STRIPING PLAN
L1.0	LAYOUT PLAN
L1.1	PAVING & FURNISHING DETAILS
L2.0	PLANTING PLAN
L2.1	PLANTING DETAILS

PROJECT DESCRIPTION

The proposed Cathedral Hill Hospital is an approximate 1,163,800-sq.-ft. 15-story hospital providing 555 licensed beds, and includes inpatient medical care, labor and delivery, post partum care, an emergency department and other specialized programs. Retail, a cafeteria, education space, a private outdoor courtyard, and parking for approximately 513 vehicles is also included.

Primary pedestrian access is at a Level 1 building entrance lobby on Van Ness. The hospital's main vehicular access and passenger drop-off zone would be located on Level 2, in a vehicular drive-through drop-off connecting Geary Boulevard with Post Street. Secondary access and the emergency department drop-off is on Level 3, from Franklin Street.



**California Pacific
Medical Center**

A Sutter Health Affiliate

California Pacific Medical Center
P.O. Box 7999
San Francisco, CA 94120

**CATHEDRAL
HILL HOSPITAL**

OSHPD # IS-080885-38

ARCHITECT
SMITHGROUP
architecture engineering interiors planning
301 Battery Street, 7th Floor
San Francisco, CA 94111
T 415.227.0100
F 415.908.0862
www.smithgroup.com

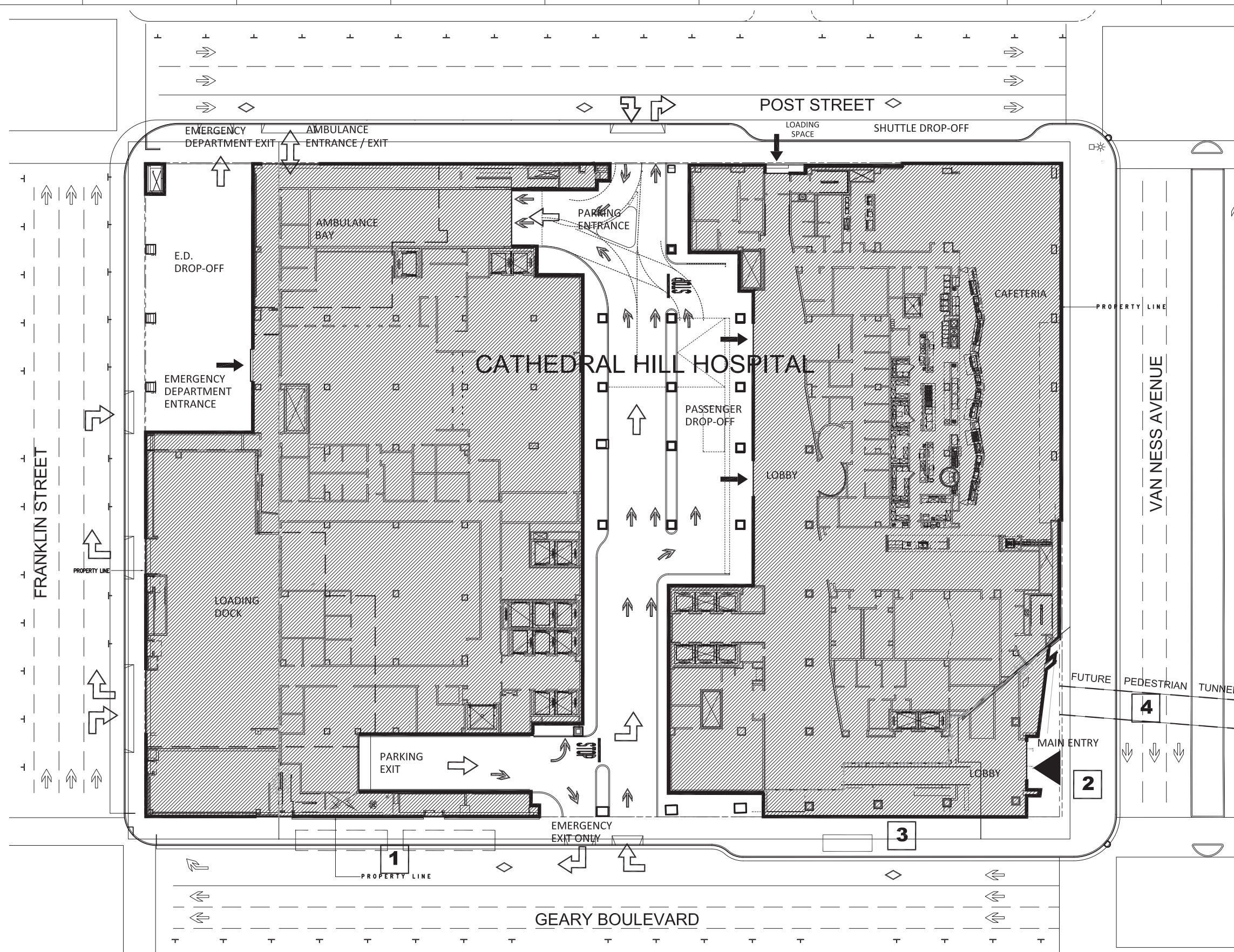
STRUCTURAL ENGINEER
Degenkolb Engineers
300 Frank H. Ogawa Plaza
Oakland, CA 94612
510.272.9040

MECHANICAL ENGINEER
**Ted Jacob Engineering
Group, Inc**
1763 Broadway
Oakland, CA 94612
510.763.4880

ELECTRICAL ENGINEER
Silverman & Light
1201 Park Avenue, Suite 100
Emeryville, CA 94608
510.655.1200

SEALS AND SIGNATURES

ISSUE	REV	DATE
OSHPD REVIEW	ORIGINAL	09/01/08
CU APPLICATION		11/16/2009
CU APPLICATION UPDATE		06/03/2010
CU APPLICATION UPDATE 2		05/27/2011
CU APPLICATION UPDATE 3		02/22/2012



SITE PLAN NOTES

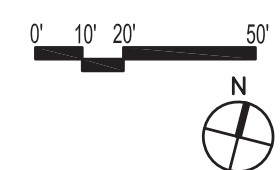
- 1** Underground emergency generator fuel storage tanks beneath Geary Boulevard and sidewalk right of way.
- 2** Entry plaza at the Van Ness Avenue and Geary Boulevard entrance. Reference Sheet L1.1 from the Street Improvement Permit set, for details.
- 3** Relocation of existing 38/38L Geary Line bus stop and construction of new bus and shuttle stop benches. Reference Sheet L1.1 from the Street Improvement Permit set, for details.
- 4** Proposed Pedestrian Tunnel. Reference Sheet C11.0.

NOTES:

- 1. Refer to drawing C3.0 for dimensions
- 2. Refer to drawing C9.0 for Signage and Striping Plan
- 3. Refer to CalTrans dwg. EP-1 for Van Ness Ave. Existing & Proposed Overview plan
- 4. Refer to CalTrans dwg. ST-1 for Striping Plan

LEGEND

- VEHICULAR ACCESS
- PEDESTRIAN ACCESS (MAIN ENTRANCE)
- PEDESTRIAN ACCESS (SECONDARY ENTRANCE)



DRAWING TITLE
**KEY PLAN
SITE**

SCALE 1/16"=1'-0"

PROJECT NUMBER 31891.000

DRAWING NUMBER **G1.0**



**California Pacific
Medical Center**
A Sutter Health Affiliate
California Pacific Medical Center
P.O. Box 7999
San Francisco, CA 94120

**CATHEDRAL
HILL HOSPITAL**

OSHPD # IS-080885-38

ARCHITECT
SMITHGROUP
architecture engineering interiors planning
301 Battery Street, 7th Floor
San Francisco, CA 94111
T 415.227.0100
F 415.908.0862
www.smithgroup.com

STRUCTURAL ENGINEER
Degenkolb Engineers
300 Frank H. Ogawa Plaza
Oakland, CA 94612
510.272.9040

MECHANICAL ENGINEER
Ted Jacob Engineering
Group, Inc.
1763 Broadway
Oakland, CA 94612
510.763.4880

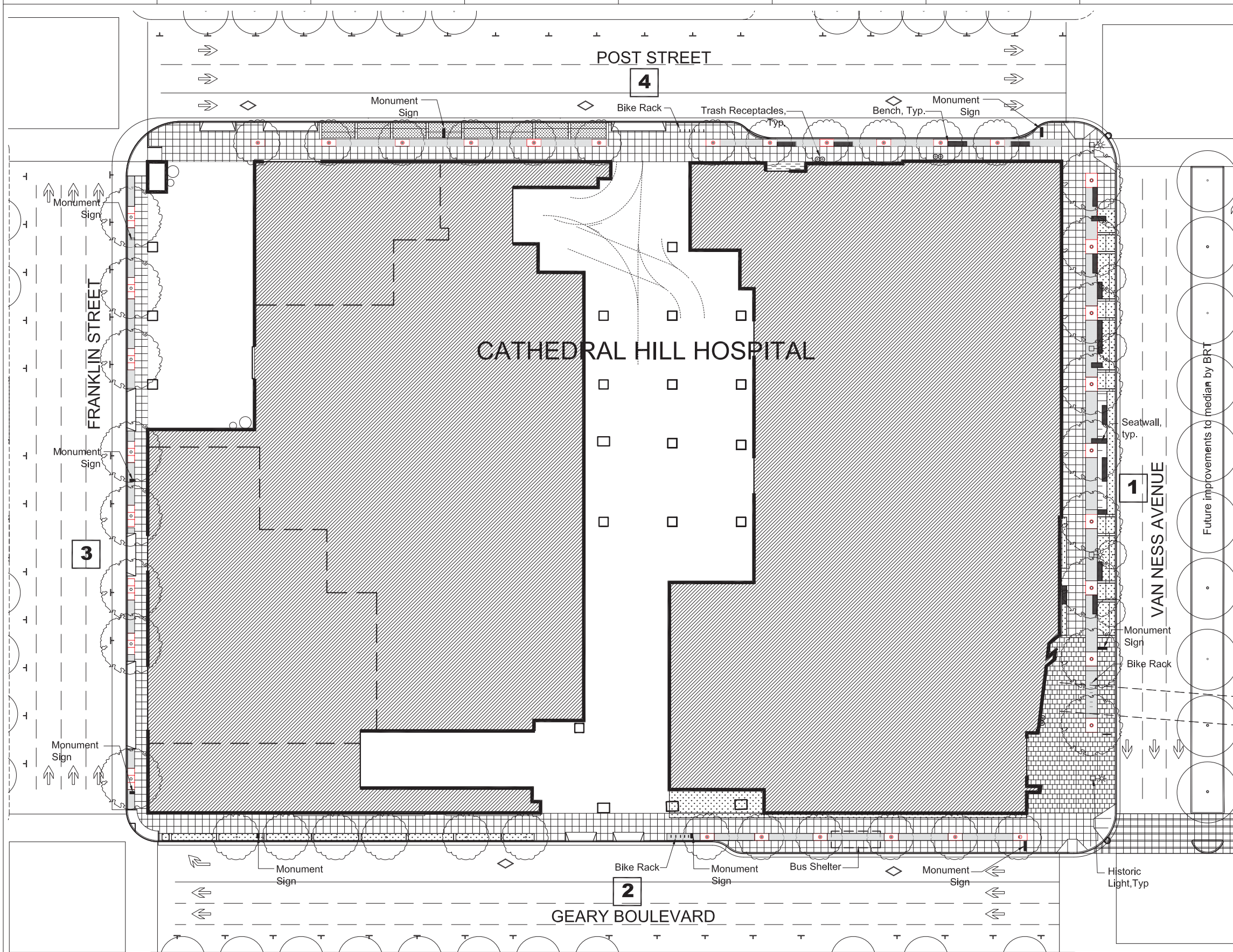
ELECTRICAL ENGINEER
Silverman & Light
1201 Park Avenue, Suite 100
Emeryville, CA 94608
510.655.1200

SEALS AND SIGNATURES

ISSUE	REV	DATE
OSHPD REVIEW	ORIGINAL	09/01/08
CU APPLICATION		11/16/2009
CU APPLICATION UPDATE		06/03/2010
CU APPLICATION UPDATE 2		05/27/2011
CU APPLICATION UPDATE 3		02/22/2012

DRAWING TITLE
**KEY PLAN
STREETSCAPE**

SCALE 1/16"=1'-0"
PROJECT NUMBER 31891.000
DRAWING NUMBER **G2.0**



STREETSCAPE NOTES

1 Van Ness Avenue-Post Street to Geary Boulevard (west side):
Improvements include: widened sidewalk, new street trees, new paving along entire sidewalk, special paving at art-glass at corner of Van Ness and Post, permeable paving along 5'-wide tree planting zone, seating area at retail kiosks, seatwalls incorporated into planting area, and new streetlights per the City's standard for Van Ness Ave.

2 Geary Blvd.-Van Ness Avenue to Franklin Street (north side):
Improvements include: new street trees, new paving along entire sidewalk, permeable paving along 3'-wide planting area on west-half of block, 2' wide planting area along east-half of block, bicycle racks, and a 5'-wide bulb out for bus stop at Van Ness corner.

3 Franklin Street-Geary Blvd. to Post Street (east side):
Improvements include new street trees, new paving along entire sidewalk, and permeable paving along 3'-wide tree planting zone.

4 Post Street-Franklin Street to Van Ness Avenue (south side)
Improvements include: widened sidewalk, new street trees, new paving along entire sidewalk, permeable paving along 7'-wide tree planting zone (except at van-shuttle loading), seating walls at shuttle loading area, bulb-out at corner of Post Street and Van Ness, special paving at art-glass at corner of Van Ness and Post, bicycle racks, and trash/recycling receptacles at building entries.

Notes:
1. Reference Street Improvement Permit Set for: C4.0 for paving plan; C8.0 for Streetlight plan; and, L1.1 and L2.0 for landscape layout and planting plans.
2. Reference CalTrans sheets for Van Ness Information: LP-1 for paving, and L1.0 for landscape layout and L.2.0 for planting plans.



California Pacific Medical Center

A Sutter Health Affiliate

California Pacific Medical Center
P.O. Box 7999
San Francisco, CA 94120

CATHEDRAL HILL HOSPITAL

OSHPD # IS-080885-38

ARCHITECT

SMITHGROUP
architecture engineering interiors planning
301 Battery Street, 7th Floor
San Francisco, CA 94111
T 415.227.0100
F 415.908.0862
www.smithgroup.com

STRUCTURAL ENGINEER

Degenkolb Engineers
300 Frank H. Ogawa Plaza
Oakland, CA 94612
510.272.9040

MECHANICAL ENGINEER

Ted Jacob Engineering Group, Inc.
1763 Broadway
Oakland, CA 94612
510.763.4880

ELECTRICAL ENGINEER

Silverman & Light
1201 Park Avenue, Suite 100
Emeryville, CA 94608
510.655.1200

SEALS AND SIGNATURES

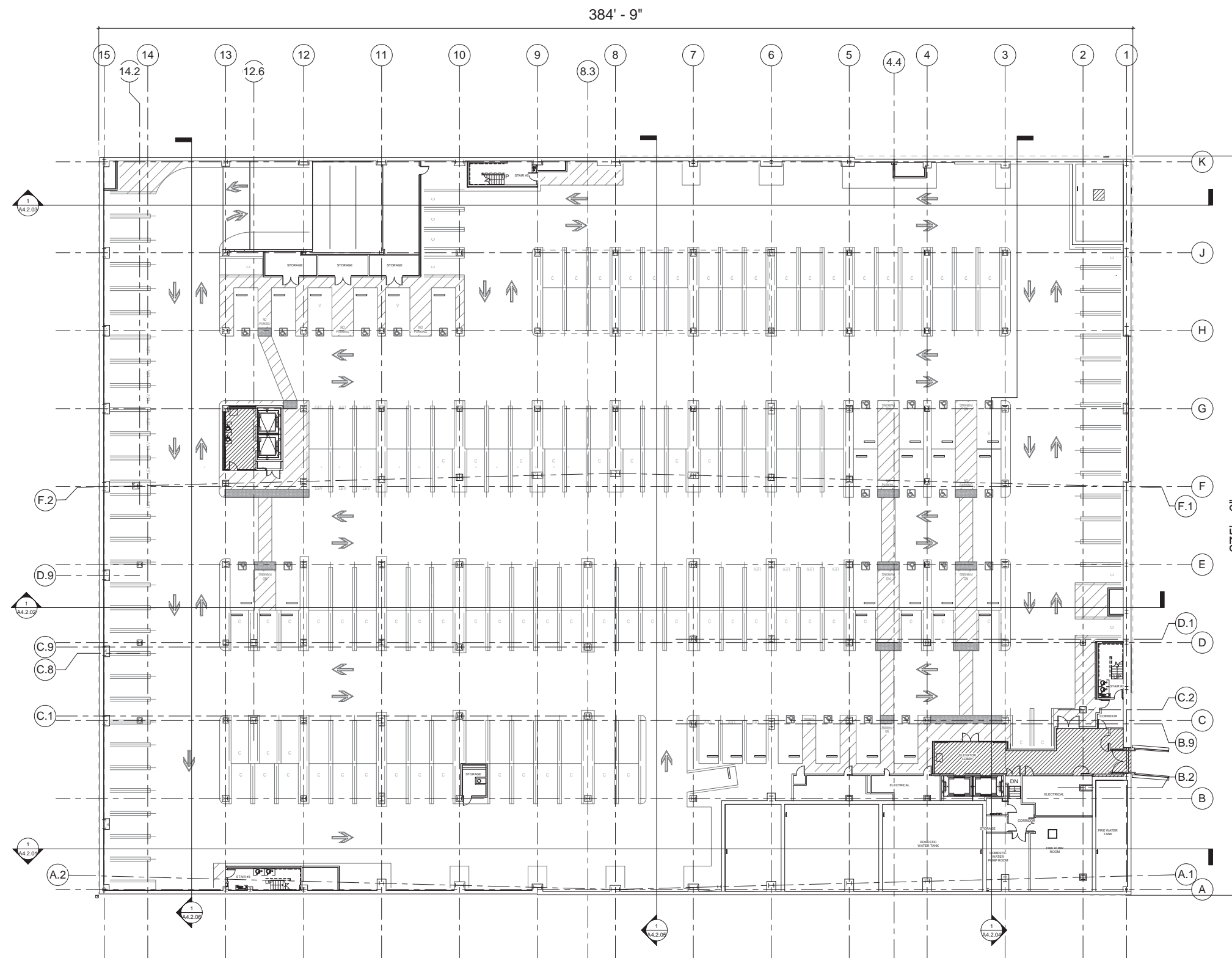
ISSUE	REV	DATE
OSHPD REVIEW	ORIGINAL	09/01/08
CU APPLICATION		11/16/2009
CU APPLICATION UPDATE		06/03/2010
CU APPLICATION UPDATE 2		05/27/2011
CU APPLICATION UPDATE 3		02/22/2012

DRAWING TITLE
LEVEL P3 OVERALL PLAN

SCALE 1/16" = 1'-0"

PROJECT NUMBER 31891.000

DRAWING NUMBER **A2.P3**





**California Pacific
Medical Center**

A Sutter Health Affiliate

California Pacific Medical Center
P.O. Box 7999
San Francisco, CA 94120

**CATHEDRAL
HILL HOSPITAL**

OSHPD # IS-080885-38

ARCHITECT

SMITHGROUP
architecture engineering interiors planning
301 Battery Street, 7th Floor
San Francisco, CA 94111
T 415.227.0100
F 415.908.0862
www.smithgroup.com

STRUCTURAL ENGINEER

Degenkolb Engineers
300 Frank H. Ogawa Plaza
Oakland, CA 94612
510.272.9040

MECHANICAL ENGINEER

Ted Jacob Engineering
Group, Inc.
1763 Broadway
Oakland, CA 94612
510.763.4880

ELECTRICAL ENGINEER

Silverman & Light
1201 Park Avenue, Suite 100
Emeryville, CA 94608
510.655.1200

SEALS AND SIGNATURES

ISSUE	REV	DATE
OSHPD REVIEW	ORIGINAL	09/01/08
CU APPLICATION		11/16/2009
CU APPLICATION UPDATE		06/03/2010
CU APPLICATION UPDATE 2		05/27/2011
CU APPLICATION UPDATE 3		02/22/2012

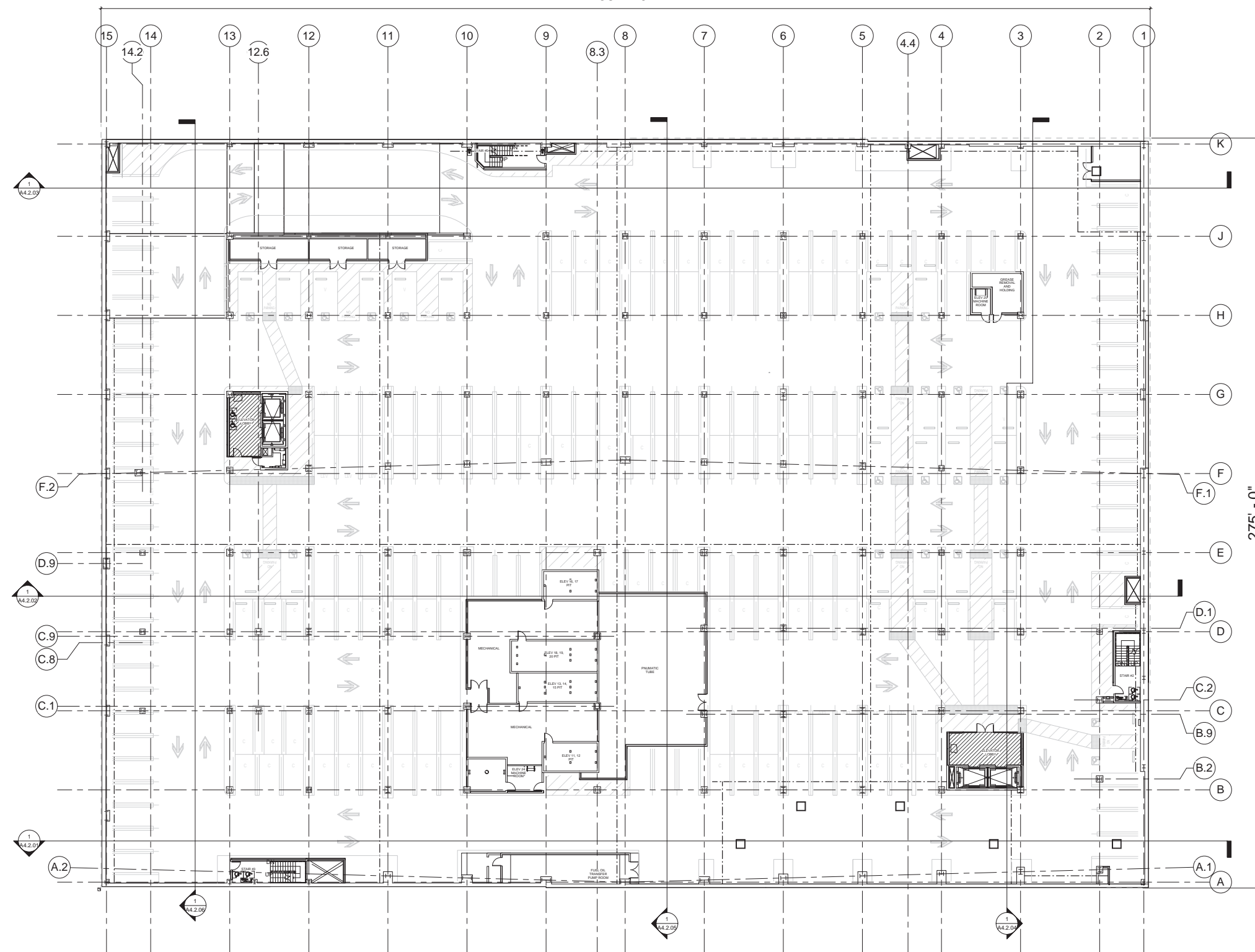
DRAWING TITLE
**LEVEL P2 OVERALL
PLAN**

SCALE 1/16" = 1'-0"

PROJECT NUMBER 31891.000

DRAWING NUMBER **A2.P2**

384' - 9"





**California Pacific
Medical Center**
A Sutter Health Affiliate

California Pacific Medical Center
P.O. Box 7999
San Francisco, CA 94120

**CATHEDRAL
HILL HOSPITAL**

OSHPD # IS-080885-38

ARCHITECT

SMITHGROUP
architecture engineering interiors planning
301 Battery Street, 7th Floor
San Francisco, CA 94111
T 415.227.0100
F 415.908.0862
www.smithgroup.com

STRUCTURAL ENGINEER

Degenkolb Engineers
300 Frank H. Ogawa Plaza
Oakland, CA 94612
510.272.9040

MECHANICAL ENGINEER

Ted Jacob Engineering
Group, Inc.
1763 Broadway
Oakland, CA 94612
510.763.4880

ELECTRICAL ENGINEER

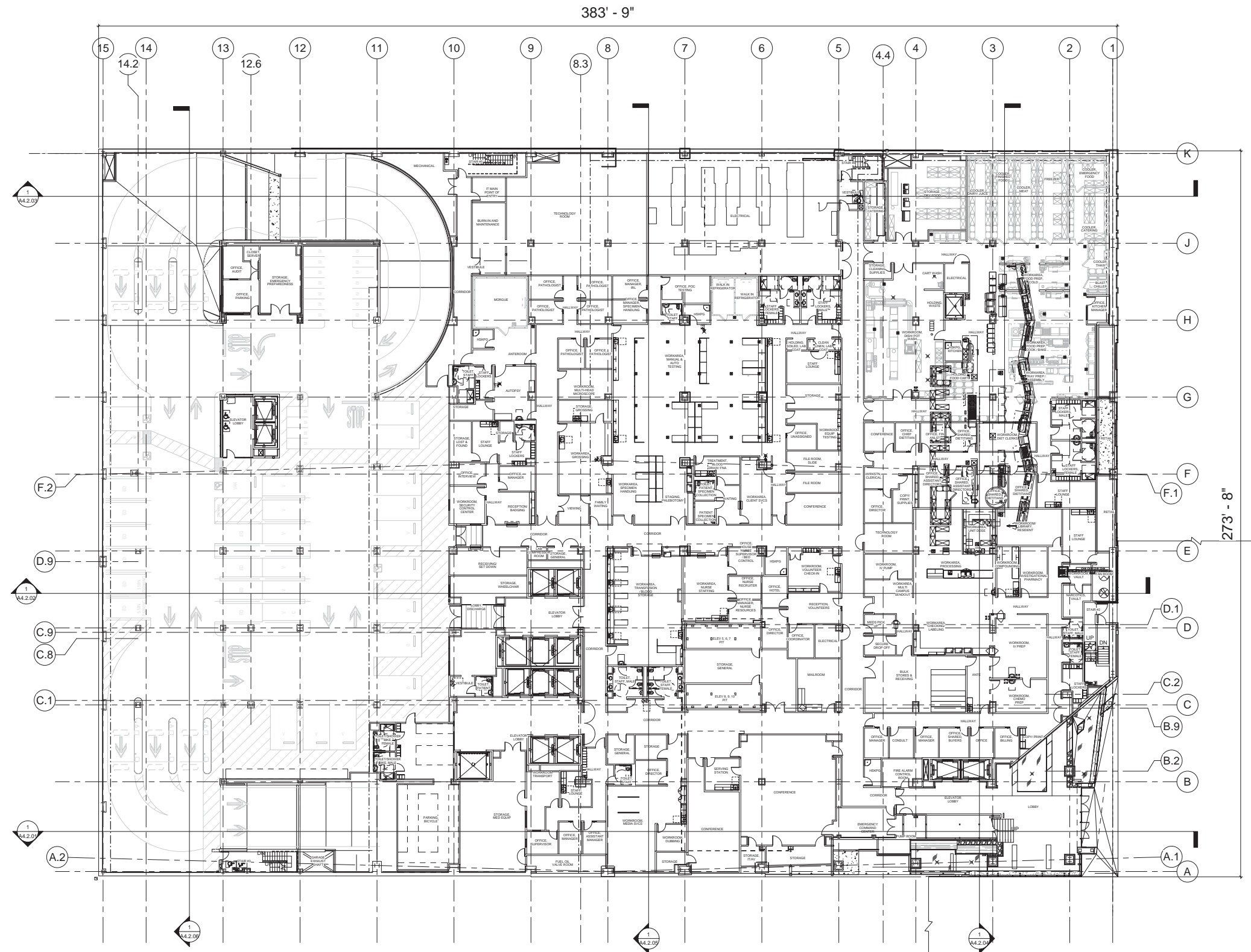
Silverman & Light
1201 Park Avenue, Suite 100
Emeryville, CA 94608
510.655.1200

SEALS AND SIGNATURES

ISSUE	REV	DATE
OSHPD REVIEW	ORIGINAL	09/01/08
CU APPLICATION		11/16/2009
CU APPLICATION UPDATE		06/03/2010
CU APPLICATION UPDATE 2		05/27/2011
CU APPLICATION UPDATE 3		02/22/2012

DRAWING TITLE
**LEVEL 1 OVERALL
PLAN**

SCALE 1/16" = 1'-0"
PROJECT NUMBER 31891.000
DRAWING NUMBER **A2.01**





**California Pacific
Medical Center**
A Sutter Health Affiliate

California Pacific Medical Center
P.O. Box 7999
San Francisco, CA 94120

**CATHEDRAL
HILL HOSPITAL**

OSHPD # IS-080885-38

ARCHITECT

SMITHGROUP
architecture engineering interiors planning
301 Battery Street, 7th Floor
San Francisco, CA 94111
T 415.227.0100
F 415.908.0862
www.smithgroup.com

STRUCTURAL ENGINEER

Degenkolb Engineers
300 Frank H. Ogawa Plaza
Oakland, CA 94612
510.272.9040

MECHANICAL ENGINEER

Ted Jacob Engineering
Group, Inc.
1763 Broadway
Oakland, CA 94612
510.763.4880

ELECTRICAL ENGINEER

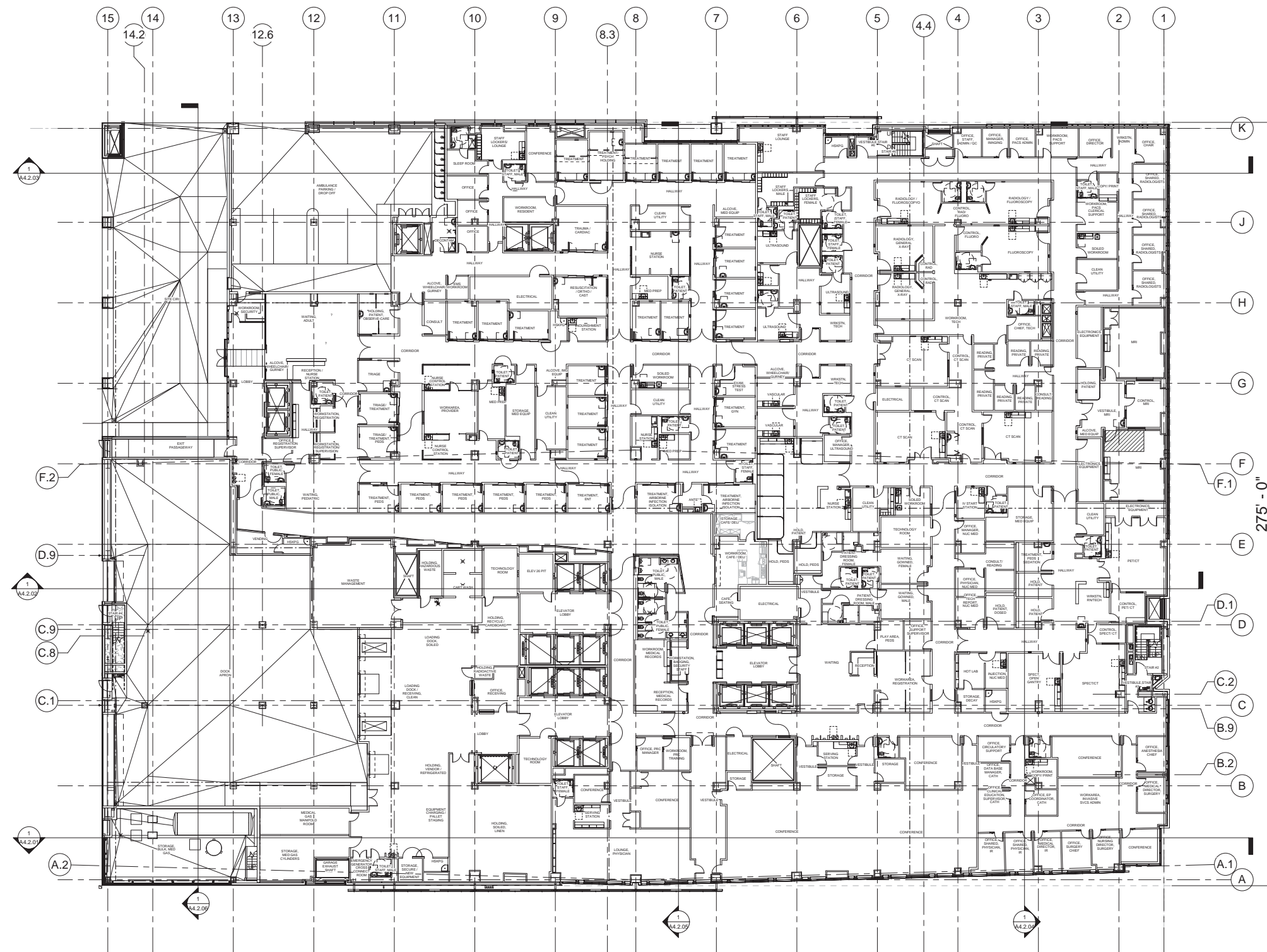
Silverman & Light
1201 Park Avenue, Suite 100
Emeryville, CA 94608
510.655.1200

SEALS AND SIGNATURES

ISSUE	REV	DATE
OSHPD REVIEW	ORIGINAL	09/01/08
CU APPLICATION		11/16/2009
CU APPLICATION UPDATE		06/03/2010
CU APPLICATION UPDATE 2		05/27/2011
CU APPLICATION UPDATE 3		02/22/2012

DRAWING TITLE
**LEVEL 3 OVERALL
PLAN**

SCALE 1/16" = 1'-0"
PROJECT NUMBER 31891.000
DRAWING NUMBER **A2.03**





**California Pacific
Medical Center**

A Sutter Health Affiliate

California Pacific Medical Center
P.O. Box 7999
San Francisco, CA 94120

**CATHEDRAL
HILL HOSPITAL**

OSHPD # IS-080885-38

ARCHITECT

SMITHGROUP
architecture engineering interiors planning

301 Battery Street, 7th Floor
San Francisco, CA 94111
T 415.227.0100
F 415.908.0862
www.smithgroup.com

STRUCTURAL ENGINEER

Degenkolb Engineers
300 Frank H. Ogawa Plaza
Oakland, CA 94612
510.272.9040

MECHANICAL ENGINEER

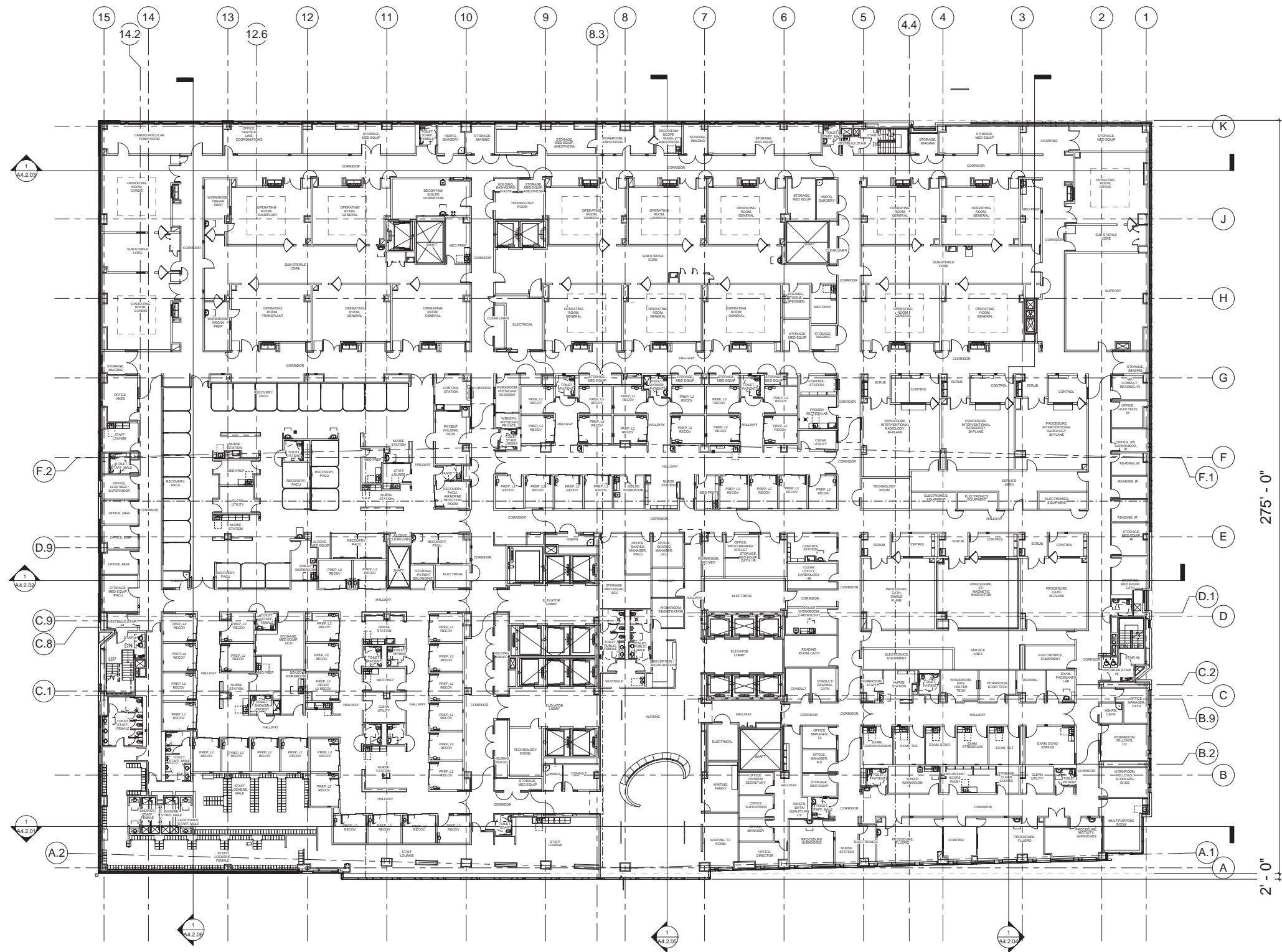
Ted Jacob Engineering
Group, Inc.
1763 Broadway
Oakland, CA 94612
510.763.4880

ELECTRICAL ENGINEER

Silverman & Light
1201 Park Avenue, Suite 100
Emeryville, CA 94608
510.655.1200

SEALS AND SIGNATURES

ISSUE	REV	DATE
OSHPD REVIEW	ORIGINAL	09/01/08
CU APPLICATION		11/16/2009
CU APPLICATION UPDATE		06/03/2010
CU APPLICATION UPDATE 2		05/27/2011
CU APPLICATION UPDATE 3		02/22/2012



DRAWING TITLE
**LEVEL 4 OVERALL
PLAN**

SCALE 1/16" = 1'-0"
PROJECT NUMBER 31891.000
DRAWING NUMBER **A2.04**



**California Pacific
Medical Center**

A Sutter Health Affiliate

California Pacific Medical Center
P.O. Box 7999
San Francisco, CA 94120

**CATHEDRAL
HILL HOSPITAL**

OSHPD # IS-080885-38

ARCHITECT

SMITHGROUP
architecture engineering interiors planning
301 Battery Street, 7th Floor
San Francisco, CA 94111
T 415.227.0100
F 415.908.0862
www.smithgroup.com

STRUCTURAL ENGINEER

Degenkolb Engineers
300 Frank H. Ogawa Plaza
Oakland, CA 94612
510.272.9040

MECHANICAL ENGINEER

Ted Jacob Engineering
Group, Inc.
1763 Broadway
Oakland, CA 94612
510.763.4880

ELECTRICAL ENGINEER

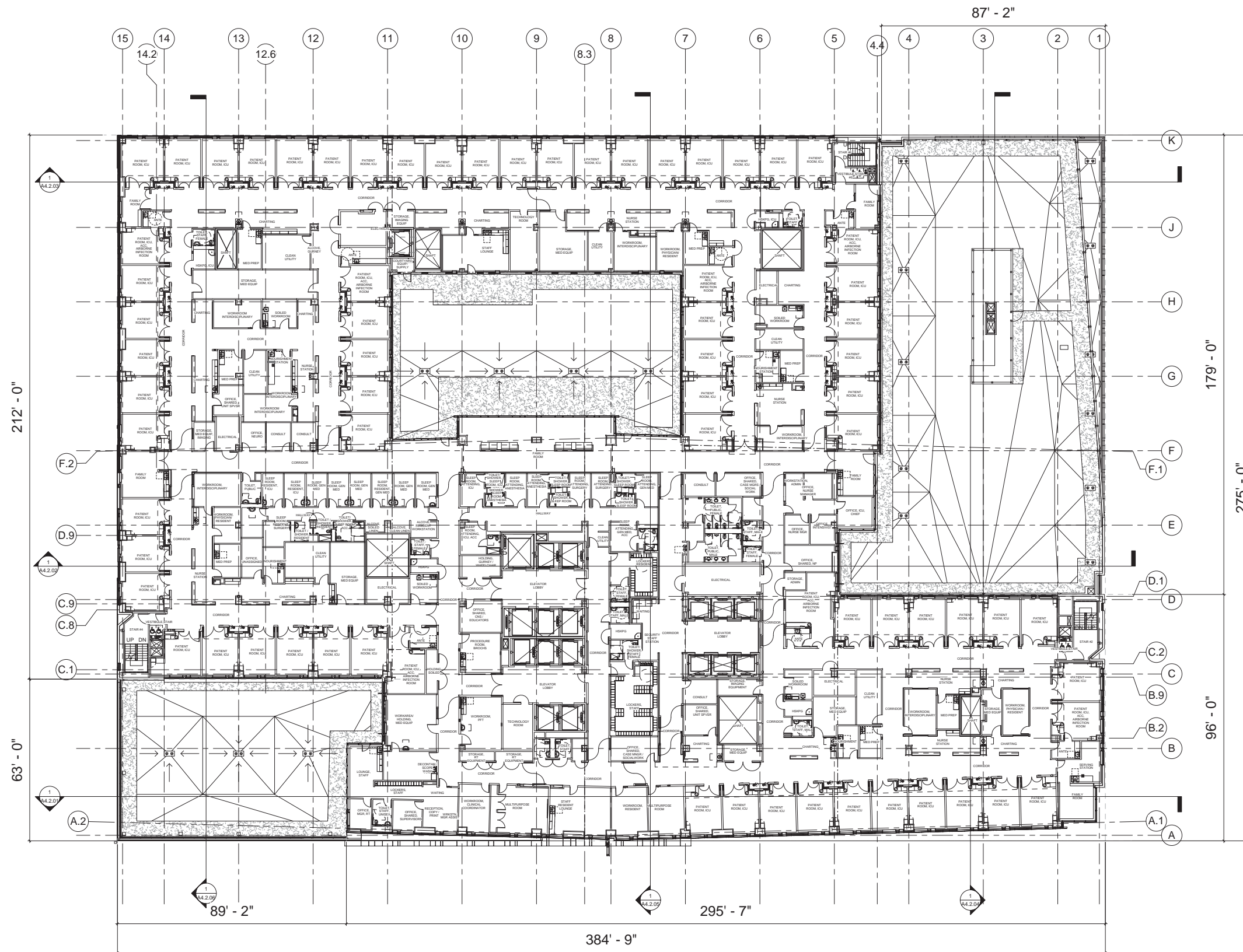
Silverman & Light
1201 Park Avenue, Suite 100
Emeryville, CA 94608
510.655.1200

SEALS AND SIGNATURES

ISSUE	REV	DATE
OSHPD REVIEW	ORIGINAL	09/01/08
CU APPLICATION		11/16/2009
CU APPLICATION UPDATE		06/03/2010
CU APPLICATION UPDATE 2		05/27/2011
CU APPLICATION UPDATE 3		02/22/2012

DRAWING TITLE
**LEVEL 5 OVERALL
PLAN**

SCALE 1/16" = 1'-0"
PROJECT NUMBER 31891.000
DRAWING NUMBER **A2.05**





**California Pacific
Medical Center**
A Sutter Health Affiliate

California Pacific Medical Center
P.O. Box 7999
San Francisco, CA 94120

**CATHEDRAL
HILL HOSPITAL**

OSHPD # IS-080885-38

ARCHITECT

SMITHGROUP
architecture engineering interiors planning
301 Battery Street, 7th Floor
San Francisco, CA 94111
T 415.227.0100
F 415.908.0862
www.smithgroup.com

STRUCTURAL ENGINEER

Degenkolb Engineers
300 Frank H. Ogawa Plaza
Oakland, CA 94612
510.272.9040

MECHANICAL ENGINEER

Ted Jacob Engineering
Group, Inc.
1763 Broadway
Oakland, CA 94612
510.763.4880

ELECTRICAL ENGINEER

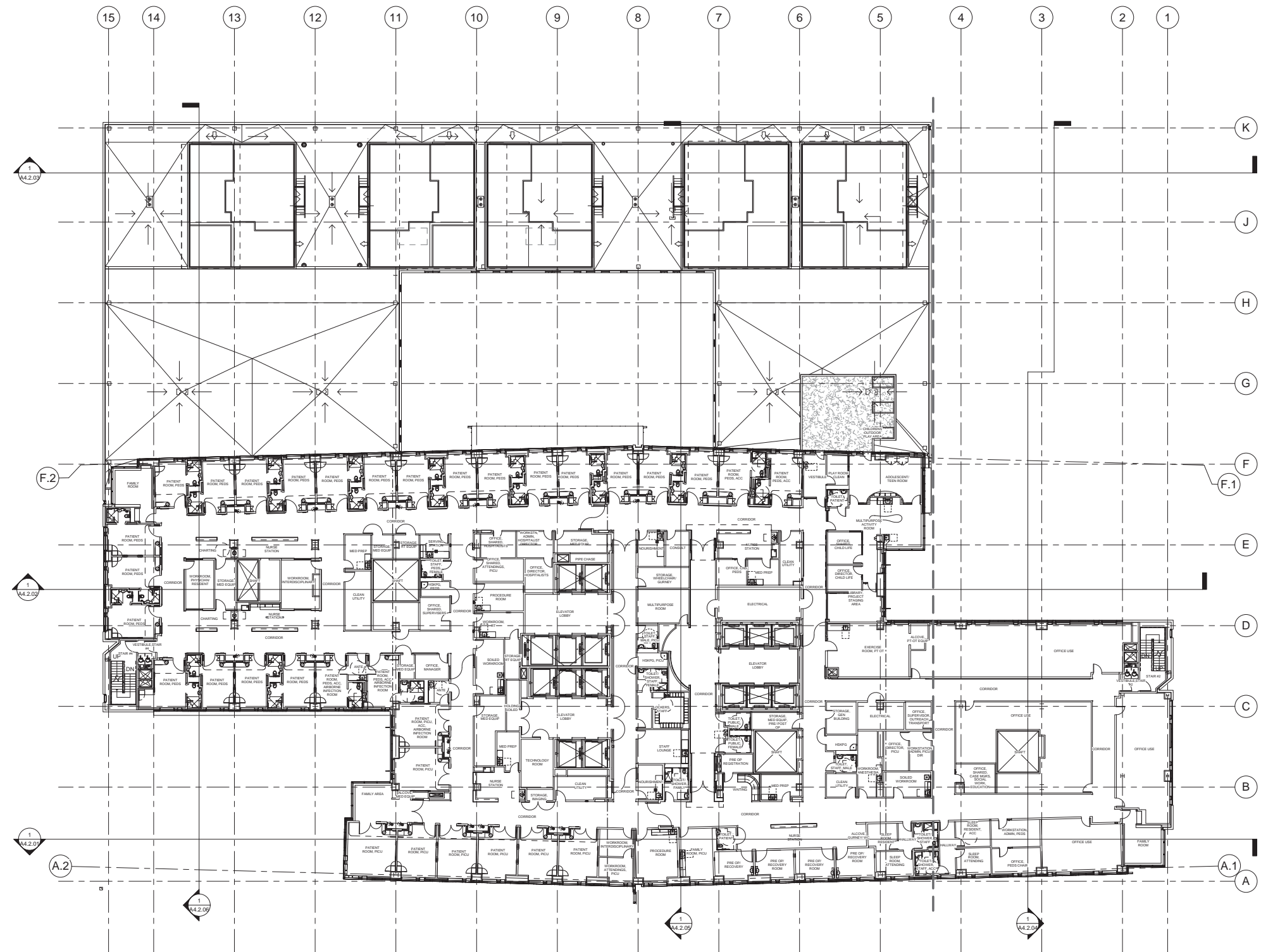
Silverman & Light
1201 Park Avenue, Suite 100
Emeryville, CA 94608
510.655.1200

SEALS AND SIGNATURES

ISSUE	REV	DATE
OSHPD REVIEW	ORIGINAL	09/01/08
CU APPLICATION		11/16/2009
CU APPLICATION UPDATE		06/03/2010
CU APPLICATION UPDATE 2		05/27/2011
CU APPLICATION UPDATE 3		02/22/2012

DRAWING TITLE
**LEVEL 7 OVERALL
PLAN**

SCALE 1/16" = 1'-0"
PROJECT NUMBER 31891.000
DRAWING NUMBER **A2.07**





California Pacific Medical Center

A Sutter Health Affiliate

California Pacific Medical Center
P.O. Box 7999
San Francisco, CA 94120

CATHEDRAL HILL HOSPITAL

OSHPD # IS-080885-38

ARCHITECT

SMITHGROUP
architecture engineering interiors planning
301 Battery Street, 7th Floor
San Francisco, CA 94111
T 415.227.0100
F 415.908.0862
www.smithgroup.com

STRUCTURAL ENGINEER

Degenkolb Engineers
300 Frank H. Ogawa Plaza
Oakland, CA 94612
510.272.9040

MECHANICAL ENGINEER

Ted Jacob Engineering Group, Inc.
1763 Broadway
Oakland, CA 94612
510.763.4880

ELECTRICAL ENGINEER

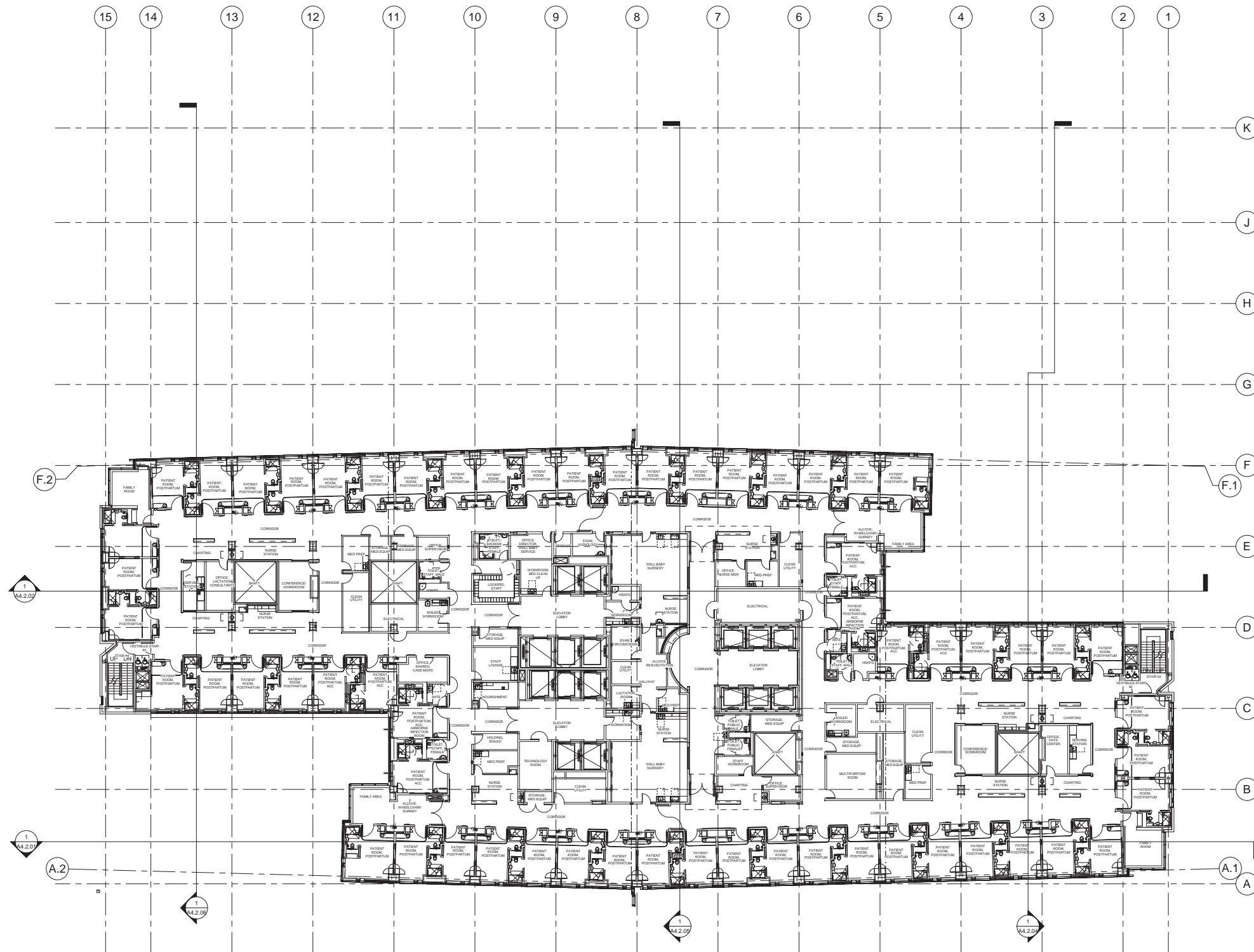
Silverman & Light
1201 Park Avenue, Suite 100
Emeryville, CA 94608
510.655.1200

SEALS AND SIGNATURES

ISSUE	REV	DATE
OSHPD REVIEW	ORIGINAL	09/01/08
CU APPLICATION		11/16/2009
CU APPLICATION UPDATE		06/03/2010
CU APPLICATION UPDATE 2		05/27/2011
CU APPLICATION UPDATE 3		02/22/2012

DRAWING TITLE
LEVEL 8 OVERALL PLAN

SCALE 1/16" = 1'-0"
PROJECT NUMBER 31891.000
DRAWING NUMBER **A2.08**





**California Pacific
Medical Center**
A Sutter Health Affiliate

California Pacific Medical Center
P.O. Box 7999
San Francisco, CA 94120

**CATHEDRAL
HILL HOSPITAL**

OSHPD # IS-080885-38

ARCHITECT

SMITHGROUP
architecture engineering interiors planning
301 Battery Street, 7th Floor
San Francisco, CA 94111
T 415.227.0100
F 415.908.0862
www.smithgroup.com

STRUCTURAL ENGINEER

Degenkolb Engineers
300 Frank H. Ogawa Plaza
Oakland, CA 94612
510.272.9040

MECHANICAL ENGINEER

Ted Jacob Engineering
Group, Inc.
1763 Broadway
Oakland, CA 94612
510.763.4880

ELECTRICAL ENGINEER

Silverman & Light
1201 Park Avenue, Suite 100
Emeryville, CA 94608
510.655.1200

SEALS AND SIGNATURES

ISSUE	REV	DATE
OSHPD REVIEW	ORIGINAL	09/01/08
CU APPLICATION		11/16/2009
CU APPLICATION UPDATE		06/03/2010
CU APPLICATION UPDATE 2		05/27/2011
CU APPLICATION UPDATE 3		02/22/2012

DRAWING TITLE
**LEVEL 9 OVERALL
PLAN**

SCALE 1/16" = 1'-0"
PROJECT NUMBER 31891.000
DRAWING NUMBER **A2.09**





California Pacific Medical Center

A Sutter Health Affiliate

California Pacific Medical Center
P.O. Box 7999
San Francisco, CA 94120

CATHEDRAL HILL HOSPITAL

OSHPD # IS-080885-38

ARCHITECT

SMITHGROUP
architecture engineering interiors planning
301 Battery Street, 7th Floor
San Francisco, CA 94111
T 415.227.0100
F 415.908.0862
www.smithgroup.com

STRUCTURAL ENGINEER

Degenkolb Engineers
300 Frank H. Ogawa Plaza
Oakland, CA 94612
510.272.9040

MECHANICAL ENGINEER

Ted Jacob Engineering Group, Inc.
1763 Broadway
Oakland, CA 94612
510.763.4880

ELECTRICAL ENGINEER

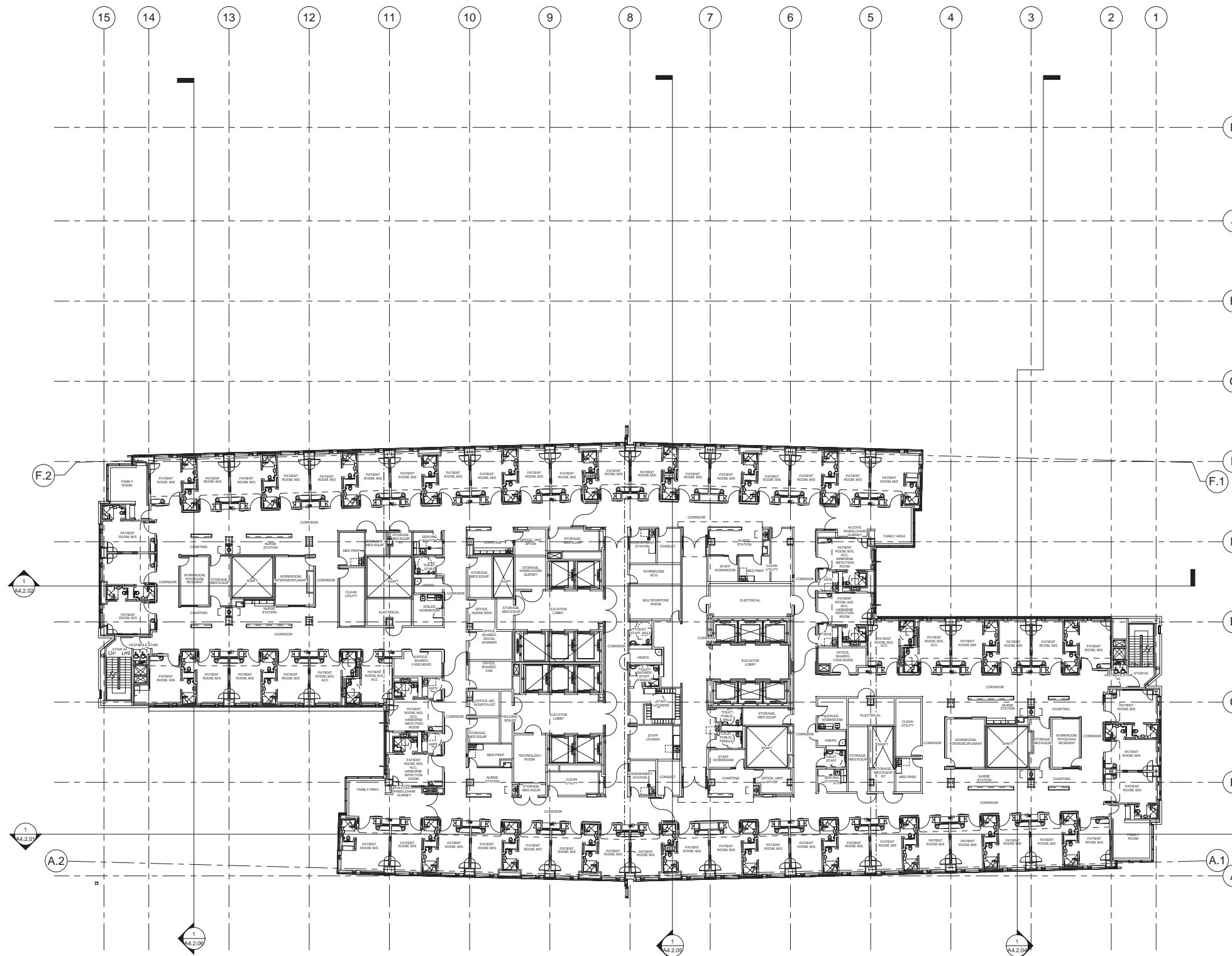
Silverman & Light
1201 Park Avenue, Suite 100
Emeryville, CA 94608
510.655.1200

SEALS AND SIGNATURES

ISSUE	REV	DATE
OSHPD REVIEW	ORIGINAL	09/01/08
CU APPLICATION		11/16/2009
CU APPLICATION UPDATE		06/03/2010
CU APPLICATION UPDATE 2		05/27/2011
CU APPLICATION UPDATE 3		02/22/2012

DRAWING TITLE
LEVEL 11 OVERALL PLAN

SCALE 1/16" = 1'-0"
PROJECT NUMBER 31891.000
DRAWING NUMBER **A2.11**





**California Pacific
Medical Center**
A Sutter Health Affiliate

California Pacific Medical Center
P.O. Box 7999
San Francisco, CA 94120

**CATHEDRAL
HILL HOSPITAL**

OSHPD # IS-080885-38

ARCHITECT

SMITHGROUP
architecture engineering interiors planning
301 Battery Street, 7th Floor
San Francisco, CA 94111
T 415.227.0100
F 415.908.0862
www.smithgroup.com

STRUCTURAL ENGINEER

Degenkolb Engineers
300 Frank H. Ogawa Plaza
Oakland, CA 94612
510.272.9040

MECHANICAL ENGINEER

Ted Jacob Engineering
Group, Inc.
1763 Broadway
Oakland, CA 94612
510.763.4880

ELECTRICAL ENGINEER

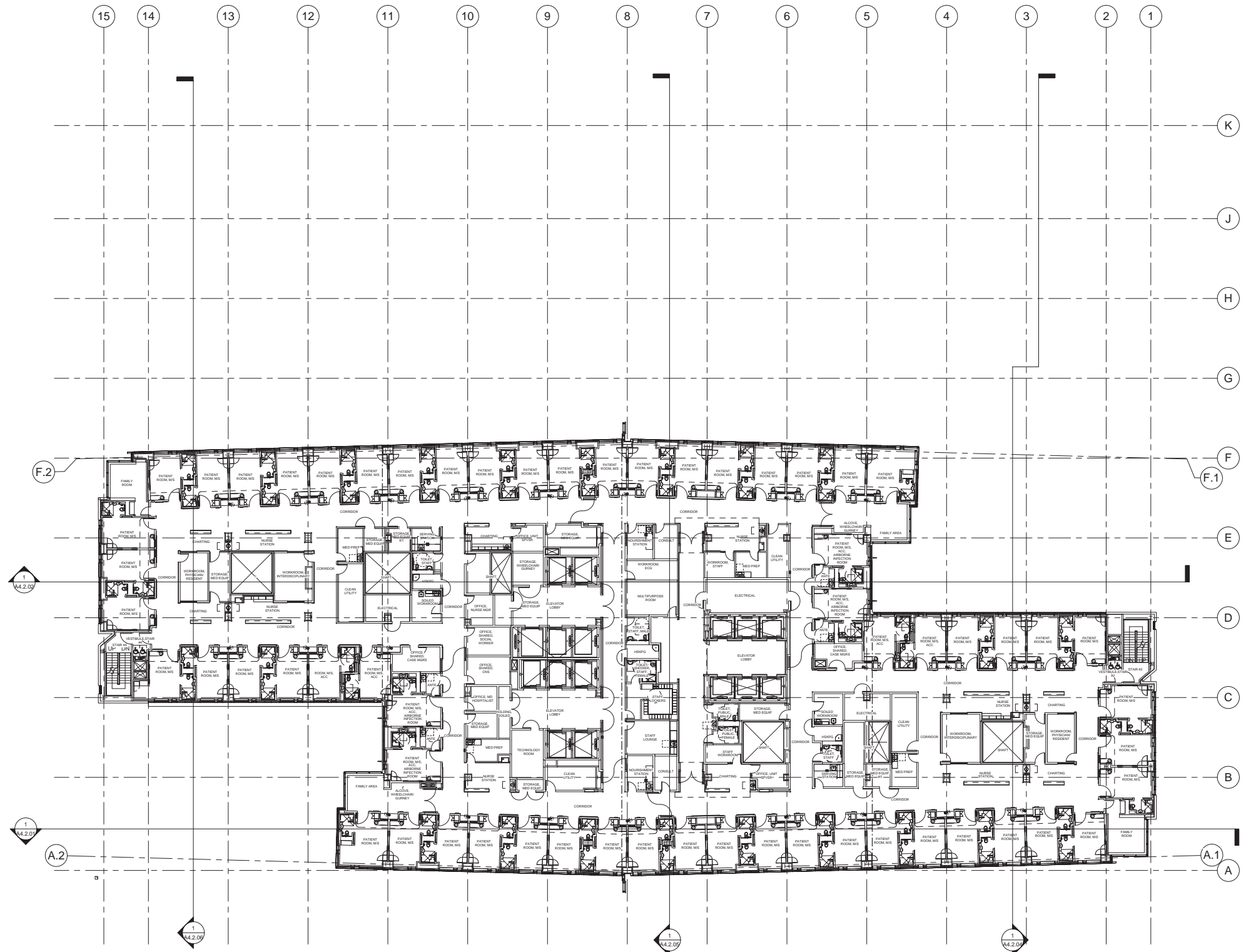
Silverman & Light
1201 Park Avenue, Suite 100
Emeryville, CA 94608
510.655.1200

SEALS AND SIGNATURES

ISSUE	REV	DATE
OSHPD REVIEW	ORIGINAL	09/01/08
CU APPLICATION		11/16/2009
CU APPLICATION UPDATE		06/03/2010
CU APPLICATION UPDATE 2		05/27/2011
CU APPLICATION UPDATE 3		02/22/2012

DRAWING TITLE
**LEVEL 12 OVERALL
PLAN**

SCALE 1/16" = 1'-0"
PROJECT NUMBER 31891.000
DRAWING NUMBER **A2.12**





California Pacific Medical Center

A Sutter Health Affiliate

California Pacific Medical Center
P.O. Box 7999
San Francisco, CA 94120

CATHEDRAL HILL HOSPITAL

OSHPD # IS-080885-38

ARCHITECT

SMITHGROUP
architecture engineering interiors planning
301 Battery Street, 7th Floor
San Francisco, CA 94111
T 415.227.0100
F 415.908.0862
www.smithgroup.com

STRUCTURAL ENGINEER

Degenkolb Engineers
300 Frank H. Ogawa Plaza
Oakland, CA 94612
510.272.9040

MECHANICAL ENGINEER

Ted Jacob Engineering Group, Inc.
1763 Broadway
Oakland, CA 94612
510.763.4880

ELECTRICAL ENGINEER

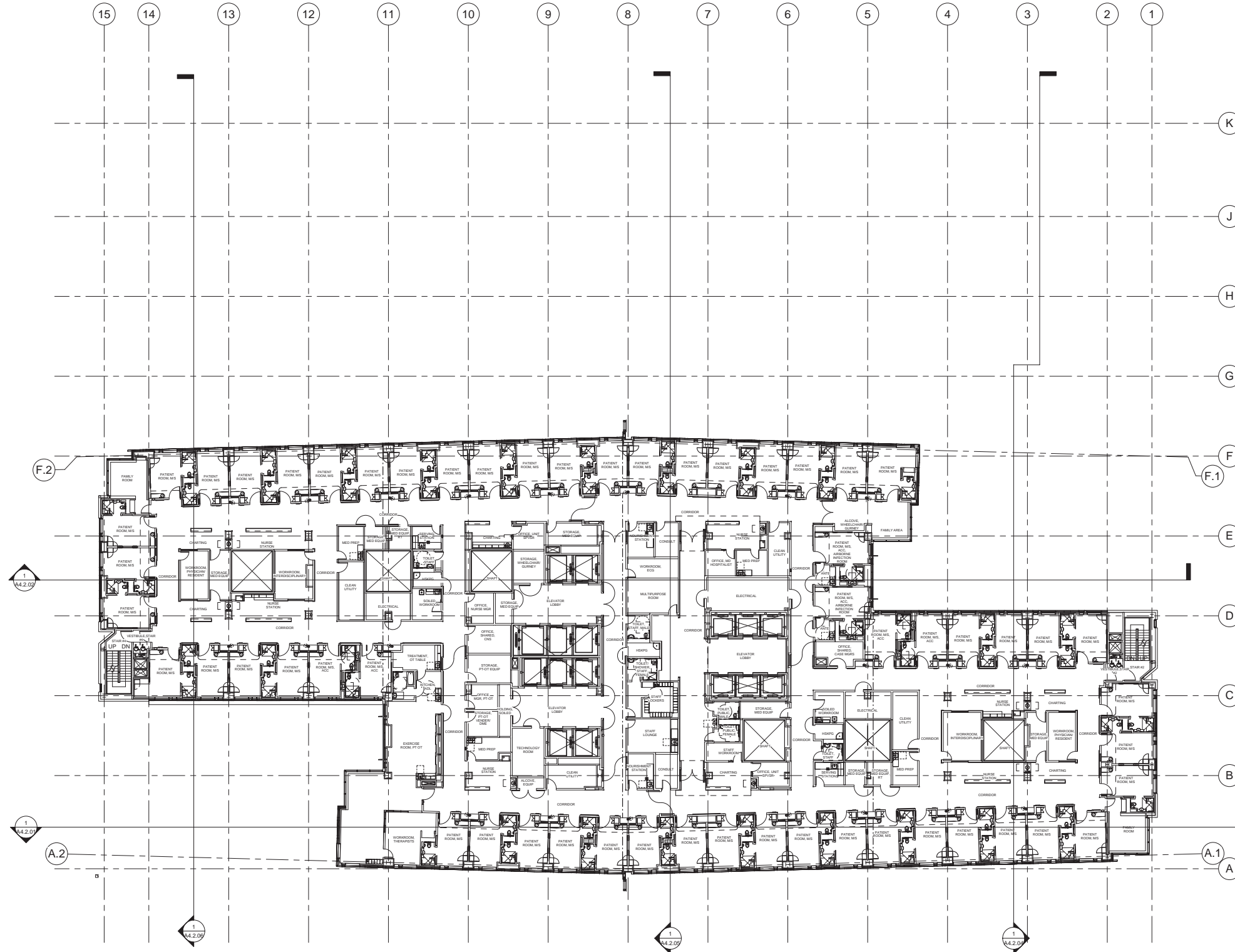
Silverman & Light
1201 Park Avenue, Suite 100
Emeryville, CA 94608
510.655.1200

SEALS AND SIGNATURES

ISSUE	REV	DATE
OSHPD REVIEW	ORIGINAL	09/01/08
CU APPLICATION		11/16/2009
CU APPLICATION UPDATE		06/03/2010
CU APPLICATION UPDATE 2		05/27/2011
CU APPLICATION UPDATE 3		02/22/2012

DRAWING TITLE
LEVEL 13 OVERALL PLAN

SCALE 1/16" = 1'-0"
PROJECT NUMBER 31891.000
DRAWING NUMBER **A2.13**





**California Pacific
Medical Center**

A Sutter Health Affiliate

California Pacific Medical Center
P.O. Box 7999
San Francisco, CA 94120

**CATHEDRAL
HILL HOSPITAL**

OSHPD # IS-080885-38

ARCHITECT

SMITHGROUP
architecture engineering interiors planning
301 Battery Street, 7th Floor
San Francisco, CA 94111
T 415.227.0100
F 415.908.0862
www.smithgroup.com

STRUCTURAL ENGINEER

Degenkolb Engineers
300 Frank H. Ogawa Plaza
Oakland, CA 94612
510.272.9040

MECHANICAL ENGINEER

Ted Jacob Engineering
Group, Inc.
1763 Broadway
Oakland, CA 94612
510.763.4880

ELECTRICAL ENGINEER

Silverman & Light
1201 Park Avenue, Suite 100
Emeryville, CA 94608
510.655.1200

SEALS AND SIGNATURES

ISSUE	REV	DATE
OSHPD REVIEW	ORIGINAL	09/01/08
CU APPLICATION		11/16/2009
CU APPLICATION UPDATE		06/03/2010
CU APPLICATION UPDATE 2		05/27/2011
CU APPLICATION UPDATE 3		02/22/2012

DRAWING TITLE
**LEVEL 14 OVERALL
PLAN**

SCALE 1/16" = 1'-0"
PROJECT NUMBER 31891.000
DRAWING NUMBER **A2.14**





**California Pacific
Medical Center**
A Sutter Health Affiliate

California Pacific Medical Center
P.O. Box 7999
San Francisco, CA 94120

**CATHEDRAL
HILL HOSPITAL**

OSHPD # IS-080885-38

ARCHITECT

SMITHGROUP
architecture engineering interiors planning
301 Battery Street, 7th Floor
San Francisco, CA 94111
T 415.227.0100
F 415.908.0862
www.smithgroup.com

STRUCTURAL ENGINEER

Degenkolb Engineers
300 Frank H. Ogawa Plaza
Oakland, CA 94612
510.272.9040

MECHANICAL ENGINEER

Ted Jacob Engineering
Group, Inc.
1763 Broadway
Oakland, CA 94612
510.763.4880

ELECTRICAL ENGINEER

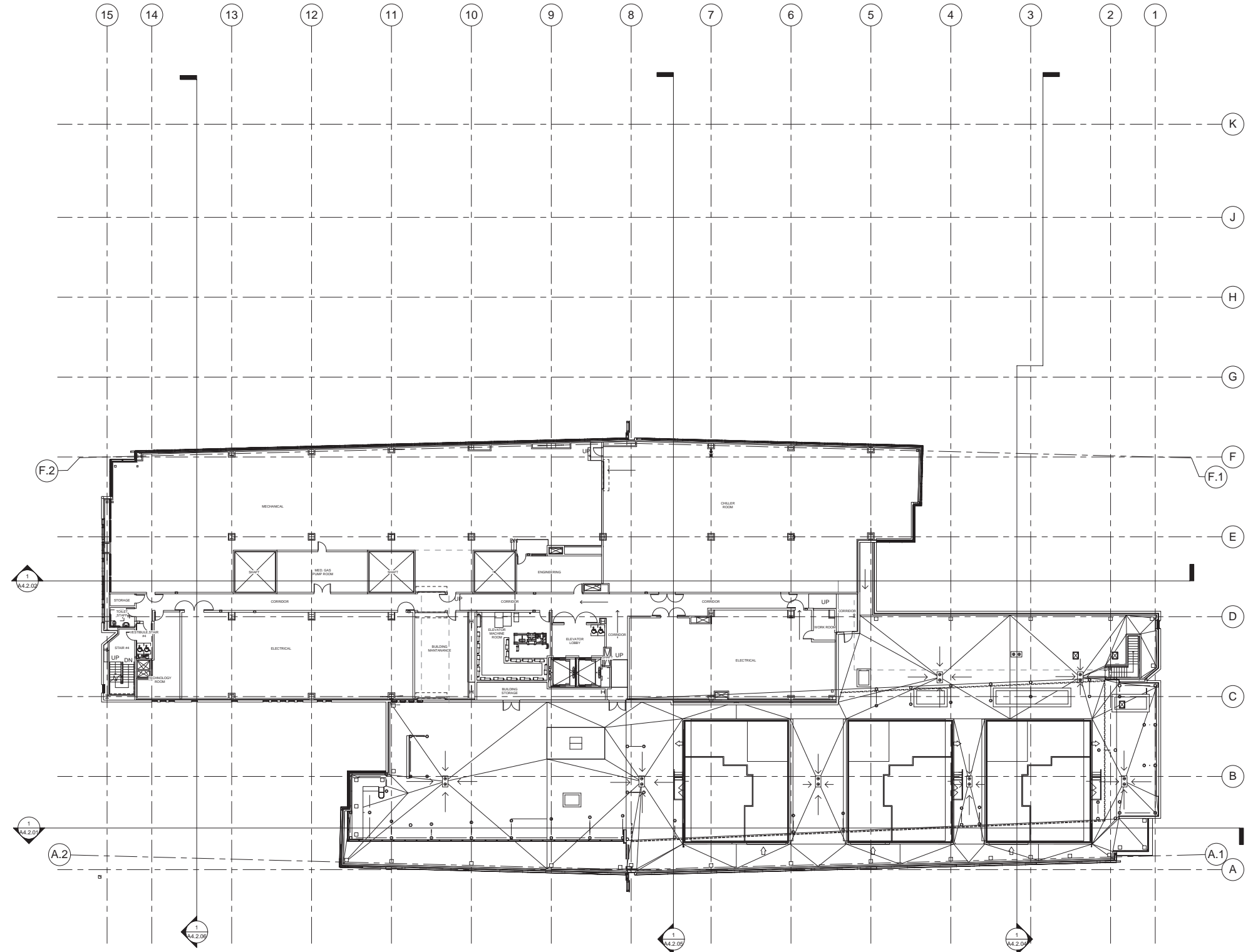
Silverman & Light
1201 Park Avenue, Suite 100
Emeryville, CA 94608
510.655.1200

SEALS AND SIGNATURES

ISSUE	REV	DATE
OSHPD REVIEW	ORIGINAL	09/01/08
CU APPLICATION		11/16/2009
CU APPLICATION UPDATE		06/03/2010
CU APPLICATION UPDATE 2		05/27/2011
CU APPLICATION UPDATE 3		02/22/2012

DRAWING TITLE
**LEVEL 15 OVERALL
PLAN**

SCALE 1/16" = 1'-0"
PROJECT NUMBER 31891.000
DRAWING NUMBER **A2.15**





**California Pacific
Medical Center**
A Sutter Health Affiliate

California Pacific Medical Center
P.O. Box 7999
San Francisco, CA 94120

**CATHEDRAL
HILL HOSPITAL**

OSHPD # IS-080885-38

ARCHITECT

SMITHGROUP
architecture engineering interiors planning
301 Battery Street, 7th Floor
San Francisco, CA 94111
T 415.227.0100
F 415.908.0862
www.smithgroup.com

STRUCTURAL ENGINEER

Degenkolb Engineers
300 Frank H. Ogawa Plaza
Oakland, CA 94612
510.272.9040

MECHANICAL ENGINEER

Ted Jacob Engineering
Group, Inc.
1763 Broadway
Oakland, CA 94612
510.763.4880

ELECTRICAL ENGINEER

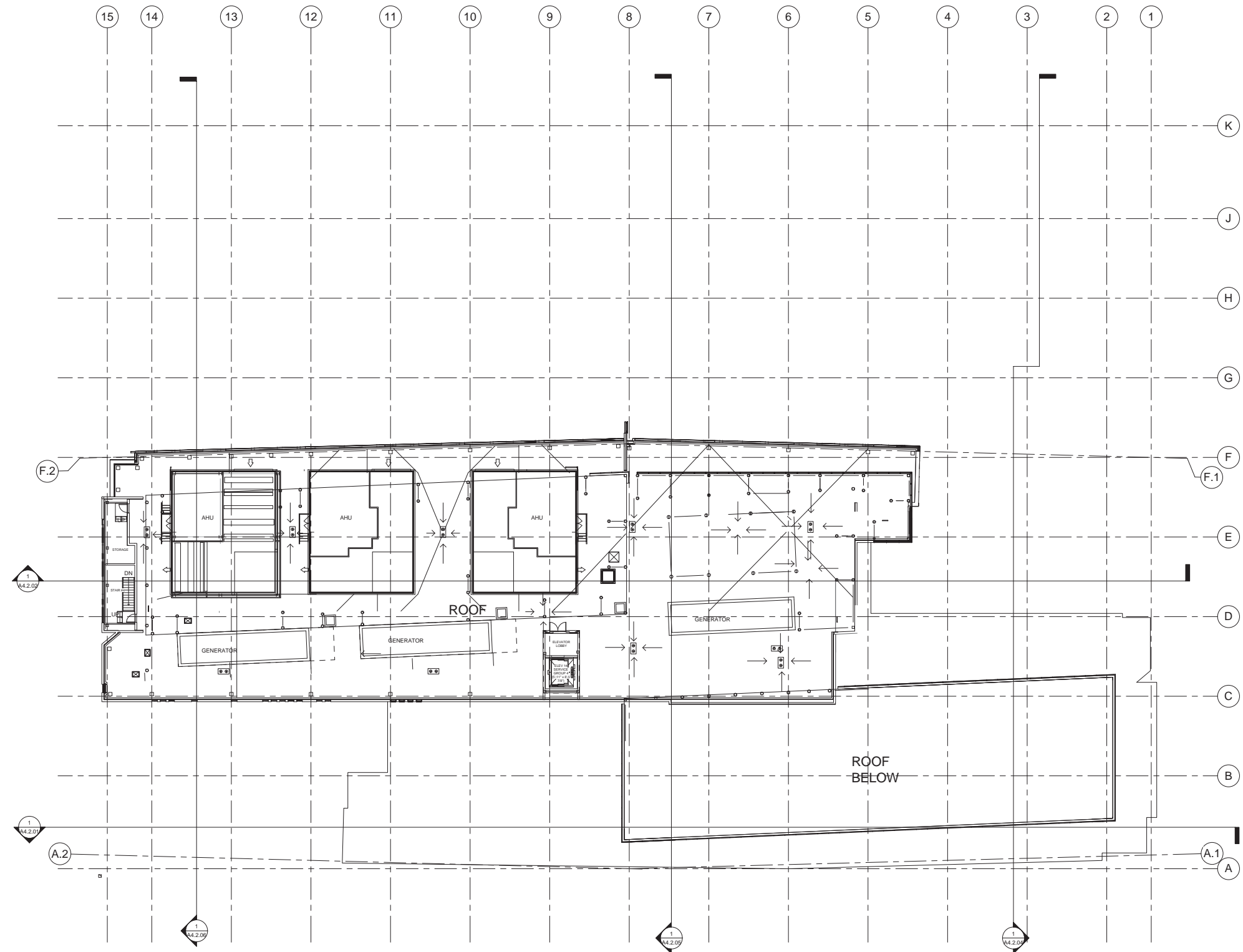
Silverman & Light
1201 Park Avenue, Suite 100
Emeryville, CA 94608
510.655.1200

SEALS AND SIGNATURES

ISSUE	REV	DATE
OSHPD REVIEW	ORIGINAL	09/01/08
CU APPLICATION		11/16/2009
CU APPLICATION UPDATE		06/03/2010
CU APPLICATION UPDATE 2		05/27/2011
CU APPLICATION UPDATE 3		02/22/2012

DRAWING TITLE
**LEVEL 16 ROOF
PLAN**

SCALE 1/16" = 1'-0"
PROJECT NUMBER 31891.000
DRAWING NUMBER **A2.16**





**California Pacific
Medical Center**
A Sutter Health Affiliate

California Pacific Medical Center
P.O. Box 7999
San Francisco, CA 94120

**CATHEDRAL
HILL HOSPITAL**

OSHPD # IS-080885-38

ARCHITECT

SMITHGROUP
architecture engineering interiors planning
301 Battery Street, 7th Floor
San Francisco, CA 94111
T 415.227.0100
F 415.908.0862
www.smithgroup.com

STRUCTURAL ENGINEER

Degenkolb Engineers
300 Frank H. Ogawa Plaza
Oakland, CA 94612
510.272.9040

MECHANICAL ENGINEER


Ted Jacob Engineering
Group, Inc.
1763 Broadway
Oakland, CA 94612
510.763.4880

ELECTRICAL ENGINEER

Silverman & Light
1201 Park Avenue, Suite 100
Emeryville, CA 94608
510.655.1200

SEALS AND SIGNATURES

ISSUE	REV	DATE
OSHPD REVIEW	ORIGINAL	09/01/08
CU APPLICATION		11/16/2009
CU APPLICATION UPDATE		06/03/2010
CU APPLICATION UPDATE 2		05/27/2011
CU APPLICATION UPDATE 3		02/22/2012



1 Overall North Elevation
SCALE: 1/16" = 1'-0"

2/14/2012 10:32:56 AM

DRAWING TITLE
NORTH ELEVATION

SCALE 1/16" = 1'-0"
PROJECT NUMBER 31891.000
DRAWING NUMBER **A4.1.01**



California Pacific
Medical Center

A Sutter Health Affiliate

California Pacific Medical Center
P.O. Box 7999
San Francisco, CA 94120

CATHEDRAL
HILL HOSPITAL

OSHPD # IS-080885-38

ARCHITECT

SMITHGROUP

architecture engineering interiors planning

301 Battery Street, 7th Floor
San Francisco, CA 94111
T 415.227.0100
F 415.908.0862
www.smithgroup.com

STRUCTURAL ENGINEER

Degenkolb Engineers

300 Frank H. Ogawa Plaza
Oakland, CA 94612
510.272.9040

MECHANICAL ENGINEER

Ted Jacob Engineering

Group, Inc.

1763 Broadway
Oakland, CA 94612
510.763.4880

ELECTRICAL ENGINEER

Silverman & Light

1201 Park Avenue, Suite 100
Emeryville, CA 94608
510.655.1200

SEALS AND SIGNATURES

ISSUE	REV	DATE
OSHPD REVIEW	ORIGINAL	09/01/08
CU APPLICATION	UPDATE	11/16/2009
CU APPLICATION	UPDATE	06/03/2010
CU APPLICATION	UPDATE 2	05/27/2011
CU APPLICATION	UPDATE 3	02/22/2012


DRAWING TITLE
EAST ELEVATION

SCALE 1/16" = 1'-0"

PROJECT NUMBER 31891.000

DRAWING NUMBER

A4.1.02



1 Overall East Elevation
SCALE: 1/16" = 1'-0"



**California Pacific
Medical Center**
A Sutter Health Affiliate

California Pacific Medical Center
P.O. Box 7999
San Francisco, CA 94120

**CATHEDRAL
HILL HOSPITAL**

OSHPD # IS-080885-38

ARCHITECT

SMITHGROUP
architecture engineering interiors planning
301 Battery Street, 7th Floor
San Francisco, CA 94111
T 415.227.0100
F 415.908.0862
www.smithgroup.com

STRUCTURAL ENGINEER

Degenkolb Engineers
300 Frank H. Ogawa Plaza
Oakland, CA 94612
510.272.9040

MECHANICAL ENGINEER


Ted Jacob Engineering
Group, Inc.
1763 Broadway
Oakland, CA 94612
510.763.4880

ELECTRICAL ENGINEER

Silverman & Light
1201 Park Avenue, Suite 100
Emeryville, CA 94608
510.655.1200

SEALS AND SIGNATURES

ISSUE	REV	DATE
OSHPD REVIEW	ORIGINAL	09/01/08
CU APPLICATION		11/16/2009
CU APPLICATION UPDATE		06/03/2010
CU APPLICATION UPDATE 2		05/27/2011
CU APPLICATION UPDATE 3		02/22/2012



1 Overall South Elevation
SCALE: 1/16" = 1'-0"

2/14/2012 10:42:29 AM

DRAWING TITLE
SOUTH ELEVATION

SCALE 1/16" = 1'-0"
PROJECT NUMBER 31891.000
DRAWING NUMBER **A4.1.03**



**California Pacific
Medical Center**
A Sutter Health Affiliate

California Pacific Medical Center
P.O. Box 7999
San Francisco, CA 94120

**CATHEDRAL
HILL HOSPITAL**

OSHPD # IS-080885-38

ARCHITECT

SMITHGROUP
architecture engineering interiors planning
301 Battery Street, 7th Floor
San Francisco, CA 94111
T 415.227.0100
F 415.908.0862
www.smithgroup.com

STRUCTURAL ENGINEER

Degenkolb Engineers
300 Frank H. Ogawa Plaza
Oakland, CA 94612
510.272.9040

MECHANICAL ENGINEER

Ted Jacob Engineering
Group, Inc.
1763 Broadway
Oakland, CA 94612
510.763.4880

ELECTRICAL ENGINEER

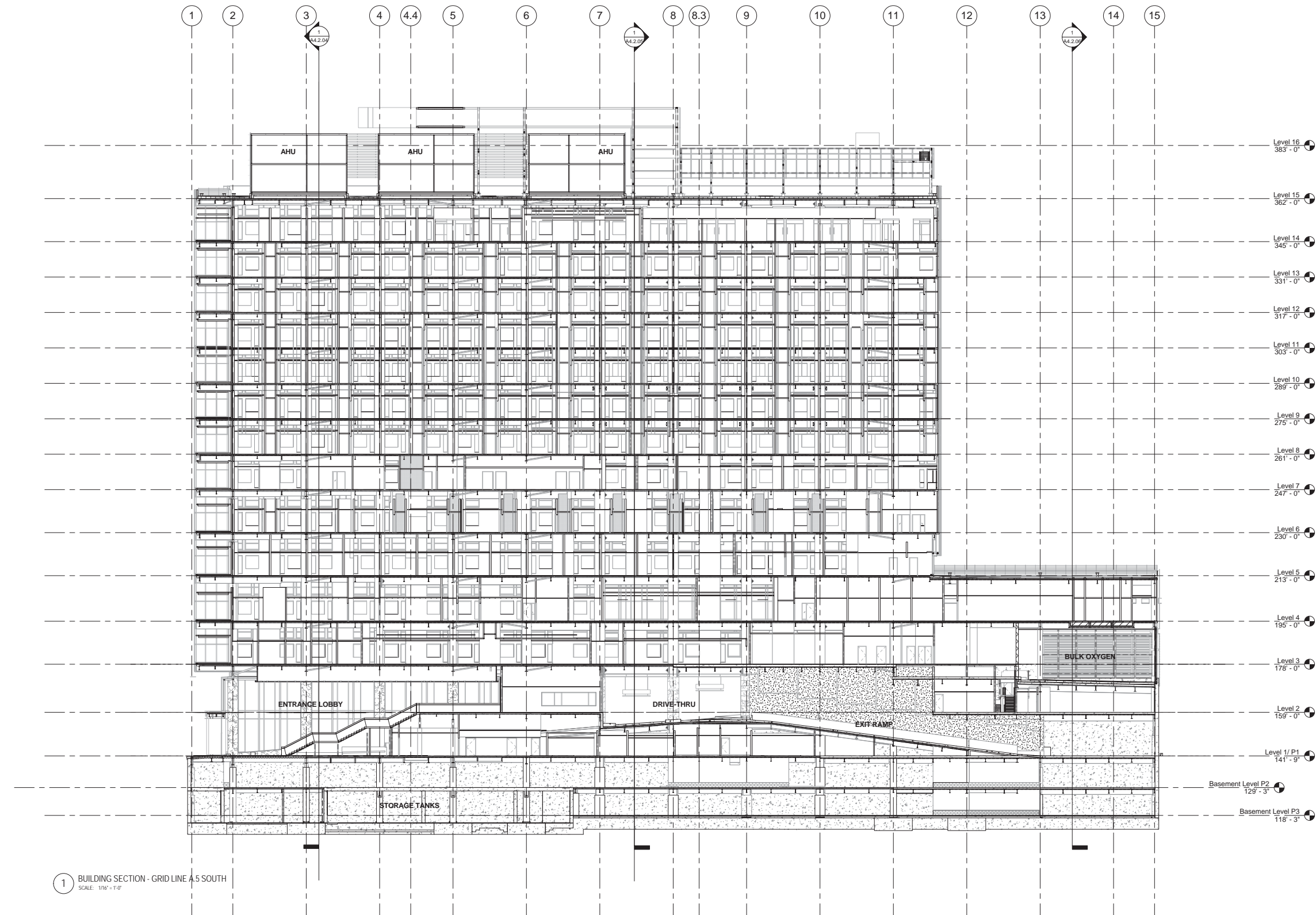
Silverman & Light
1201 Park Avenue, Suite 100
Emeryville, CA 94608
510.655.1200

SEALS AND SIGNATURES

ISSUE	REV	DATE
OSHPD REVIEW	ORIGINAL	09/01/08
CU APPLICATION		11/16/2009
CU APPLICATION UPDATE		06/03/2010
CU APPLICATION UPDATE 2		05/27/2011
CU APPLICATION UPDATE 3		02/22/2012

DRAWING TITLE
BUILDING SECTION

SCALE 1/16" = 1'-0"
PROJECT NUMBER 31891.000
DRAWING NUMBER **A4.2.01**



1 BUILDING SECTION - GRID LINE A5 SOUTH
SCALE: 1/16" = 1'-0"



**California Pacific
Medical Center**
A Sutter Health Affiliate

California Pacific Medical Center
P.O. Box 7999
San Francisco, CA 94120

**CATHEDRAL
HILL HOSPITAL**

OSHPD # IS-080885-38

ARCHITECT

SMITHGROUP
architecture engineering interiors planning
301 Battery Street, 7th Floor
San Francisco, CA 94111
T 415.227.0100
F 415.908.0862
www.smithgroup.com

STRUCTURAL ENGINEER

Degenkolb Engineers
300 Frank H. Ogawa Plaza
Oakland, CA 94612
510.272.9040

MECHANICAL ENGINEER

Ted Jacob Engineering
Group, Inc.
1763 Broadway
Oakland, CA 94612
510.763.4880

ELECTRICAL ENGINEER

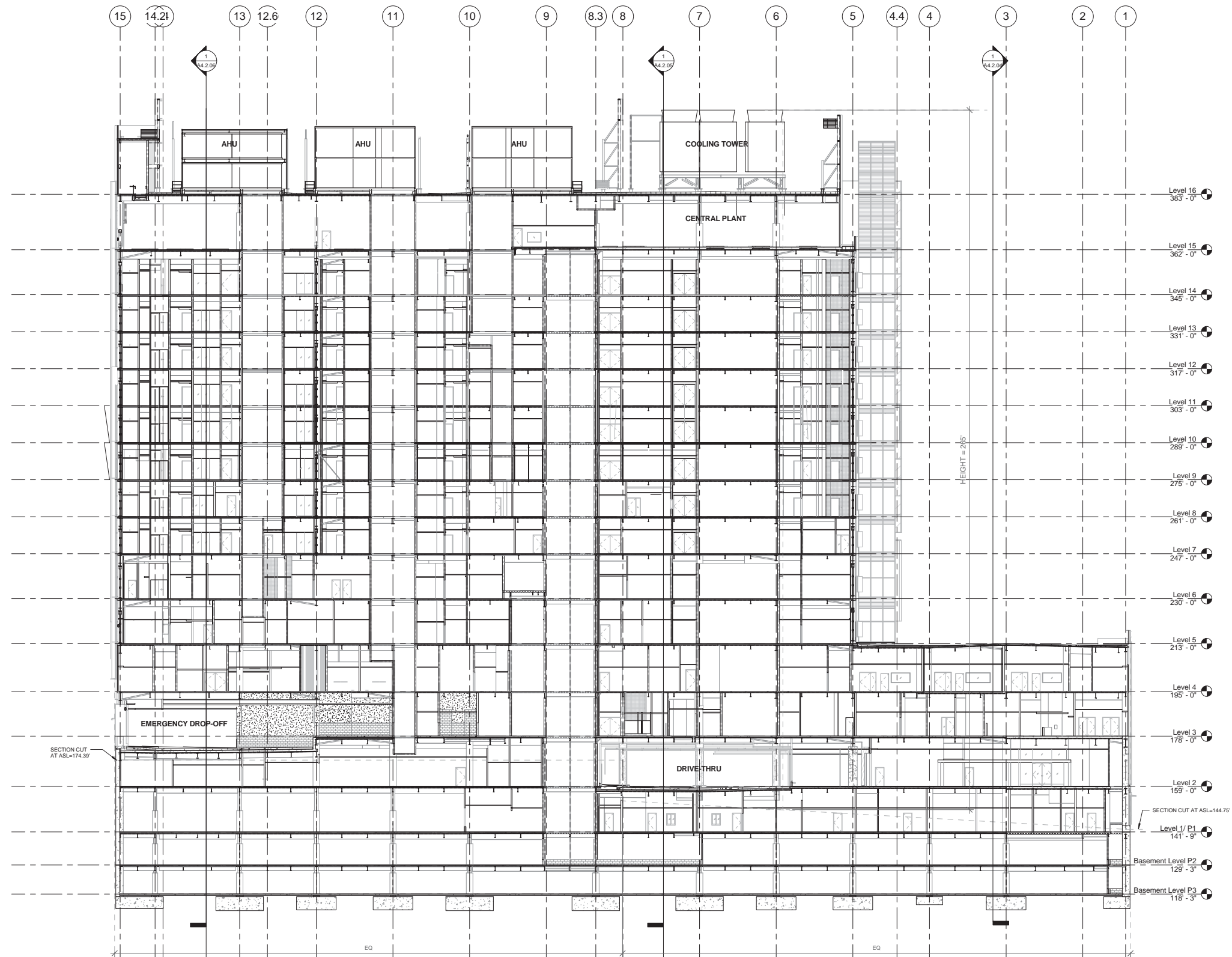
Silverman & Light
1201 Park Avenue, Suite 100
Emeryville, CA 94608
510.655.1200

SEALS AND SIGNATURES

ISSUE	REV	DATE
OSHPD REVIEW	ORIGINAL	09/01/08
CU APPLICATION		11/16/2009
CU APPLICATION UPDATE		06/03/2010
CU APPLICATION UPDATE 2		05/27/2011
CU APPLICATION UPDATE 3		02/22/2012

DRAWING TITLE
BUILDING SECTION

SCALE 1/16" = 1'-0"
PROJECT NUMBER 31891.000
DRAWING NUMBER **A4.2.02**



1 BUILDING SECTION - GRID LINE D.5 NORTH
SCALE: 1/16" = 1'-0"



**California Pacific
Medical Center**
A Sutter Health Affiliate

California Pacific Medical Center
P.O. Box 7999
San Francisco, CA 94120

**CATHEDRAL
HILL HOSPITAL**

OSHPD # IS-080885-38

ARCHITECT

SMITHGROUP
architecture engineering interiors planning
301 Battery Street, 7th Floor
San Francisco, CA 94111
T 415.227.0100
F 415.908.0862
www.smithgroup.com

STRUCTURAL ENGINEER

Degenkolb Engineers
300 Frank H. Ogawa Plaza
Oakland, CA 94612
510.272.9040

MECHANICAL ENGINEER

Ted Jacob Engineering
Group, Inc.
1763 Broadway
Oakland, CA 94612
510.763.4880

ELECTRICAL ENGINEER

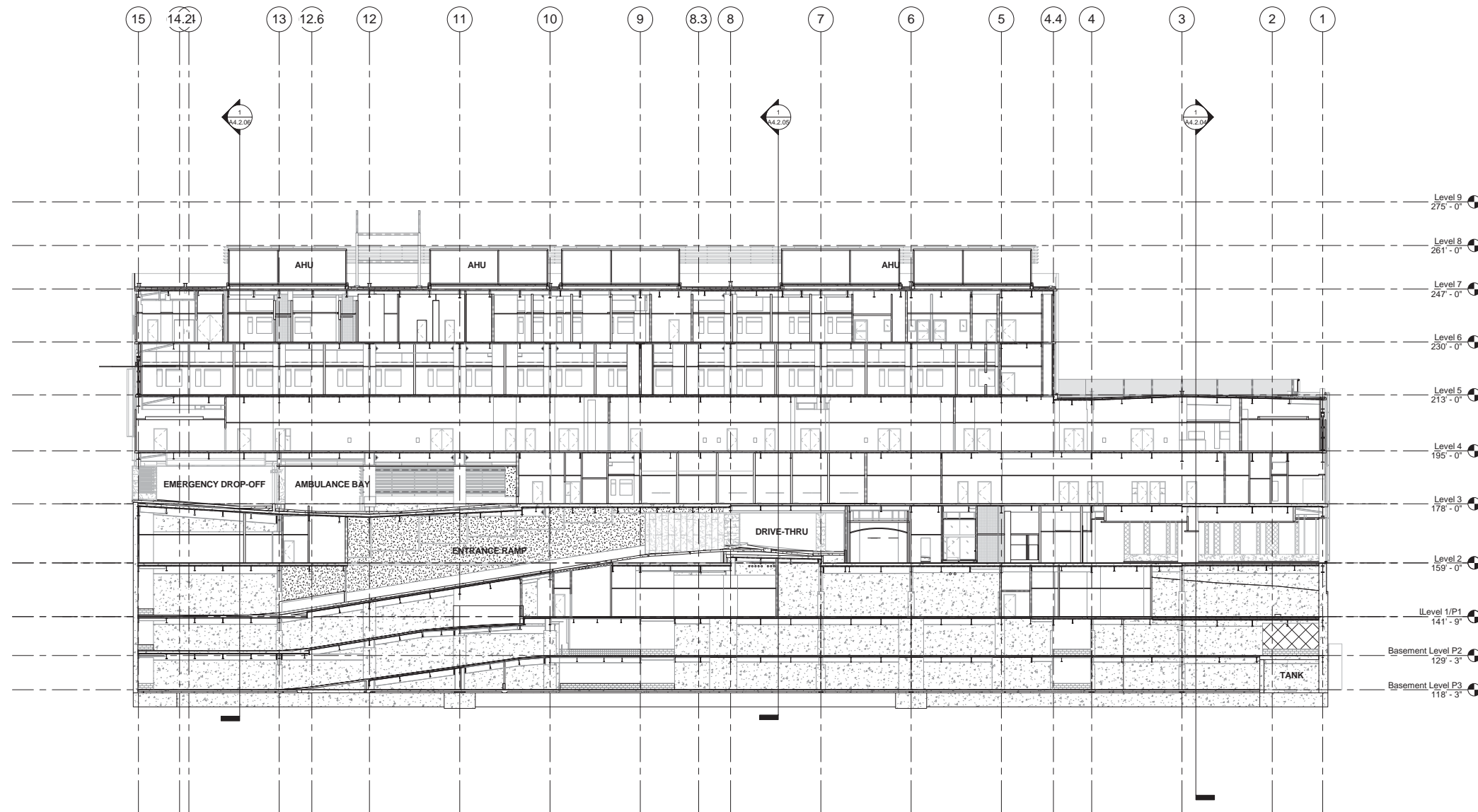
Silverman & Light
1201 Park Avenue, Suite 100
Emeryville, CA 94608
510.655.1200

SEALS AND SIGNATURES

ISSUE	REV	DATE
OSHPD REVIEW	ORIGINAL	09/01/08
CU APPLICATION		11/16/2009
CU APPLICATION UPDATE		06/03/2010
CU APPLICATION UPDATE 2		05/27/2011
CU APPLICATION UPDATE 3		02/22/2012

DRAWING TITLE
BUILDING SECTION

SCALE 1/16" = 1'-0"
PROJECT NUMBER 31891.000
DRAWING NUMBER **A4.2.03**



1 BUILDING SECTION - GRID LINE J.5 NORTH
SCALE: 1/16" = 1'-0"



**California Pacific
Medical Center**
A Sutter Health Affiliate

California Pacific Medical Center
P.O. Box 7999
San Francisco, CA 94120

**CATHEDRAL
HILL HOSPITAL**

OSHPD # IS-080885-38

ARCHITECT

SMITHGROUP
architecture engineering interiors planning
301 Battery Street, 7th Floor
San Francisco, CA 94111
T 415.227.0100
F 415.908.0862
www.smithgroup.com

STRUCTURAL ENGINEER

Degenkolb Engineers
300 Frank H. Ogawa Plaza
Oakland, CA 94612
510.272.9040

MECHANICAL ENGINEER

Ted Jacob Engineering
Group, Inc.
1763 Broadway
Oakland, CA 94612
510.763.4880

ELECTRICAL ENGINEER

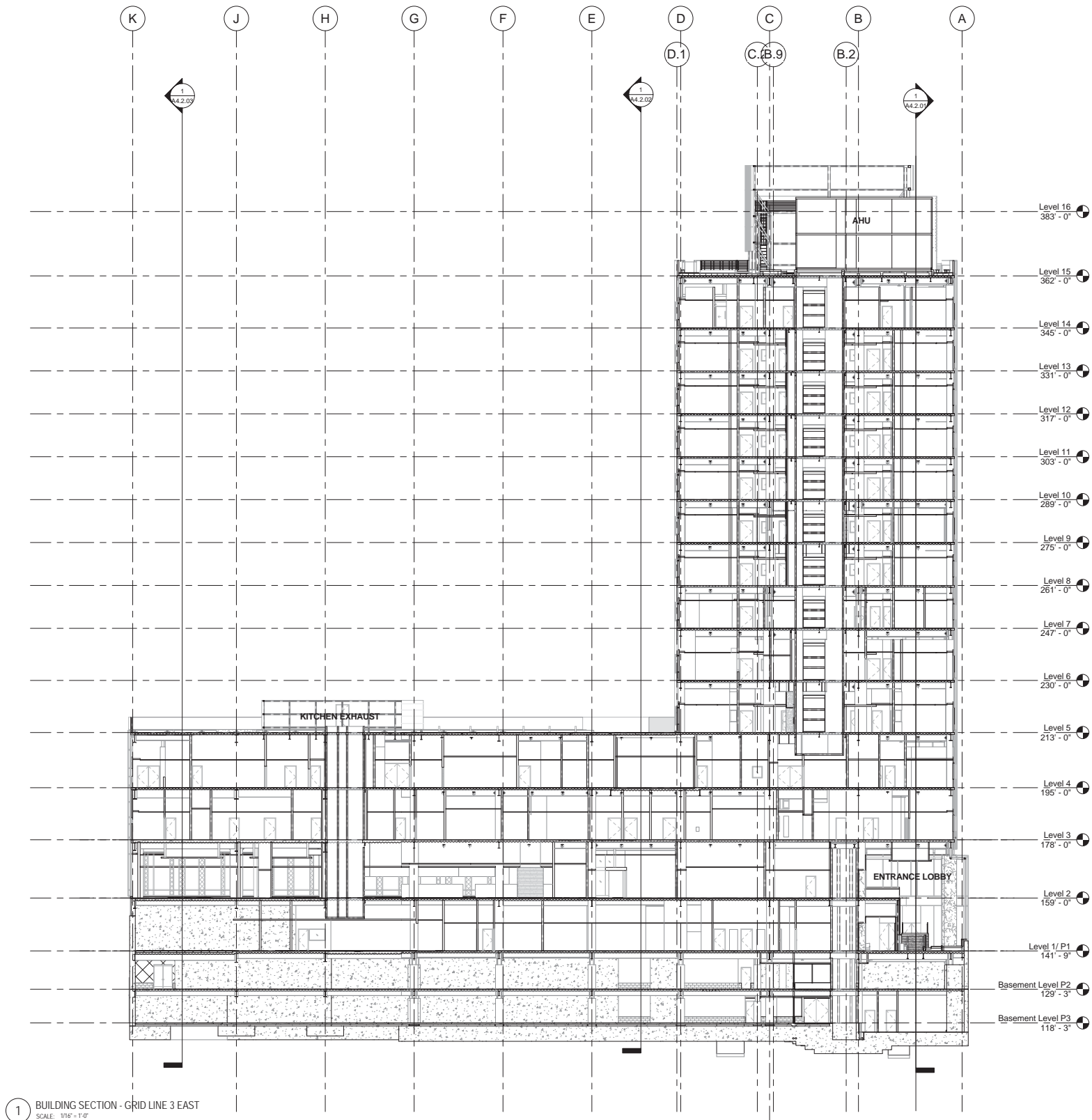
Silverman & Light
1201 Park Avenue, Suite 100
Emeryville, CA 94608
510.655.1200

SEALS AND SIGNATURES

ISSUE	REV	DATE
OSHPD REVIEW	ORIGINAL	09/01/08
CU APPLICATION		11/16/2009
CU APPLICATION UPDATE		06/03/2010
CU APPLICATION UPDATE 2		05/27/2011
CU APPLICATION UPDATE 3		02/22/2012

DRAWING TITLE
BUILDING SECTION

SCALE 1/16" = 1'-0"
PROJECT NUMBER 31891.000
DRAWING NUMBER **A4.2.04**



1 BUILDING SECTION - GRID LINE 3 EAST
SCALE: 1/16" = 1'-0"



**California Pacific
Medical Center**

A Sutter Health Affiliate

California Pacific Medical Center
P.O. Box 7999
San Francisco, CA 94120

**CATHEDRAL
HILL HOSPITAL**

OSHPD # IS-080885-38

ARCHITECT

SMITHGROUP
architecture engineering interiors planning
301 Battery Street, 7th Floor
San Francisco, CA 94111
T 415.227.0100
F 415.908.0862
www.smithgroup.com

STRUCTURAL ENGINEER

Degenkolb Engineers
300 Frank H. Ogawa Plaza
Oakland, CA 94612
510.272.9040

MECHANICAL ENGINEER

Ted Jacob Engineering
Group, Inc.
1763 Broadway
Oakland, CA 94612
510.763.4880

ELECTRICAL ENGINEER


Silverman & Light
1201 Park Avenue, Suite 100
Emeryville, CA 94608
510.655.1200

SEALS AND SIGNATURES

ISSUE	REV	DATE
OSHPD REVIEW	ORIGINAL	09/01/08
CU APPLICATION		11/16/2009
CU APPLICATION UPDATE		06/03/2010
CU APPLICATION UPDATE 2		05/27/2011
CU APPLICATION UPDATE 3		02/22/2012

DRAWING TITLE
BUILDING SECTION

SCALE 1/16" = 1'-0"
PROJECT NUMBER 31891.000
DRAWING NUMBER **A4.2.05**



1 BUILDING SECTION- GRIDLINE 7.5 WEST
SCALE: 1/16" = 1'-0"

5/17/2011 5:04:42 PM



**California Pacific
Medical Center**

A Sutter Health Affiliate

California Pacific Medical Center
P.O. Box 7999
San Francisco, CA 94120

**CATHEDRAL
HILL HOSPITAL**

OSHPD # IS-080885-38

ARCHITECT

SMITHGROUP
architecture engineering interiors planning
301 Battery Street, 7th Floor
San Francisco, CA 94111
T 415.227.0100
F 415.908.0862
www.smithgroup.com

STRUCTURAL ENGINEER

Degenkolb Engineers
300 Frank H. Ogawa Plaza
Oakland, CA 94612
510.272.9040

MECHANICAL ENGINEER

Ted Jacob Engineering
Group, Inc.
1763 Broadway
Oakland, CA 94612
510.763.4880

ELECTRICAL ENGINEER

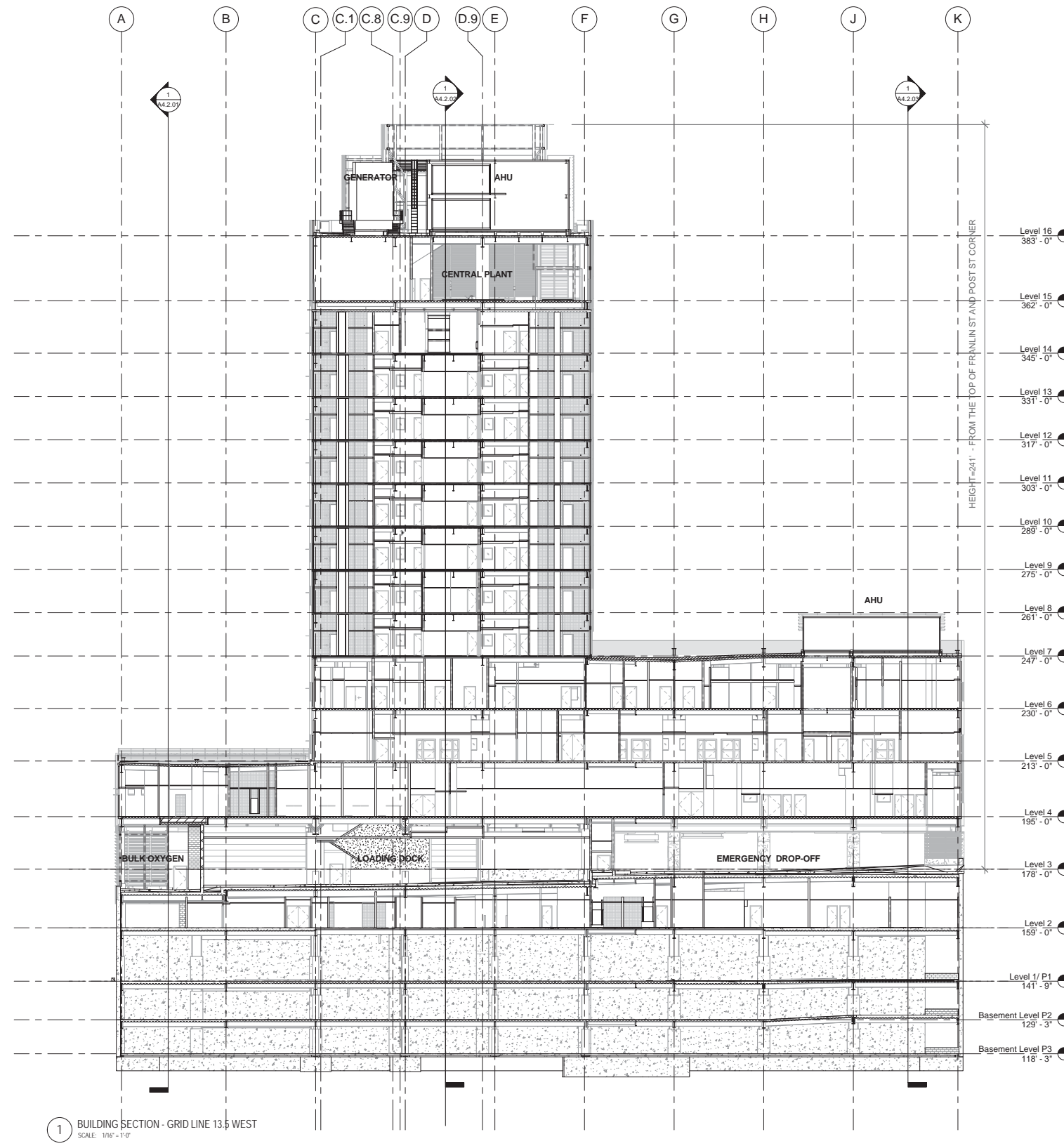
Silverman & Light
1201 Park Avenue, Suite 100
Emeryville, CA 94608
510.655.1200

SEALS AND SIGNATURES

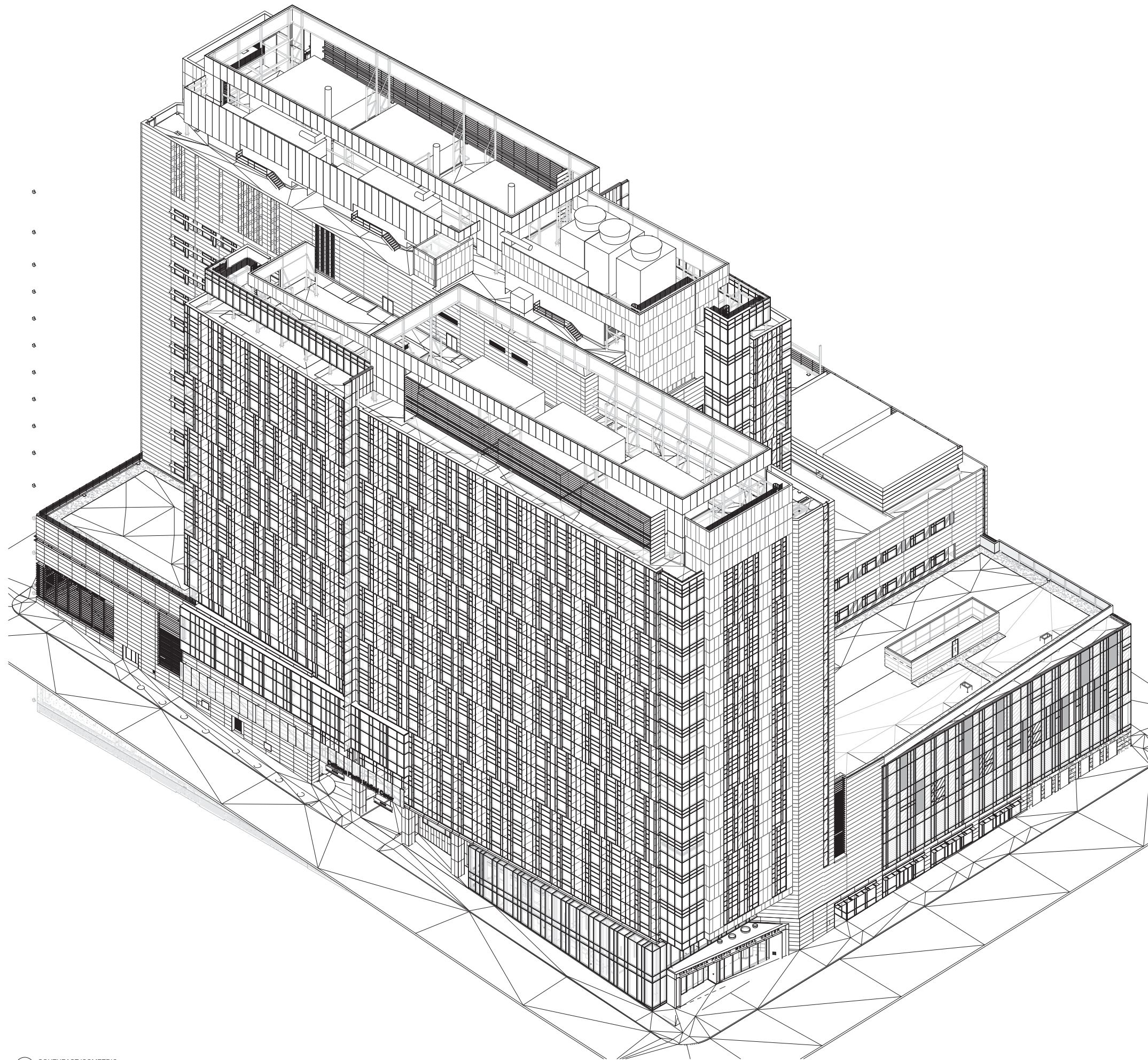
ISSUE	REV	DATE
OSHPD REVIEW	ORIGINAL	09/01/08
CU APPLICATION		11/16/2009
CU APPLICATION UPDATE		06/03/2010
CU APPLICATION UPDATE 2		05/27/2011
CU APPLICATION UPDATE 3		02/22/2012

DRAWING TITLE
BUILDING SECTION

SCALE 1/16" = 1'-0"
PROJECT NUMBER 31891.000
DRAWING NUMBER **A4.2.06**



1 BUILDING SECTION - GRID LINE 13.5 WEST
SCALE: 1/16" = 1'-0"



**California Pacific
Medical Center**

A Sutter Health Affiliate

California Pacific Medical Center
P.O. Box 7999
San Francisco, CA 94120

**CATHEDRAL
HILL HOSPITAL**

OSHPD # IS-080885-38

ARCHITECT

SMITHGROUP

architecture engineering interiors planning

301 Battery Street, 7th Floor
San Francisco, CA 94111
T 415.227.0100
F 415.908.0862
www.smithgroup.com

STRUCTURAL ENGINEER

Degenkolb Engineers

300 Frank H. Ogawa Plaza
Oakland, CA 94612
510.272.9040

MECHANICAL ENGINEER

**Ted Jacob Engineering
Group, Inc**

1763 Broadway
Oakland, CA 94612
510.763.4880

ELECTRICAL ENGINEER

Silverman & Light

1201 Park Avenue, Suite 100
Emeryville, CA 94608
510.655.1200

SEALS AND SIGNATURES

ISSUE	REV	DATE
OSHPD REVIEW	ORIGINAL	09/01/08
CU APPLICATION		11/16/2009
CU APPLICATION UPDATE		06/03/2010
CU APPLICATION UPDATE 2		05/27/2011
CU APPLICATION UPDATE 3		02/22/2012

DRAWING TITLE
**SOUTHEAST
ISOMETRIC**

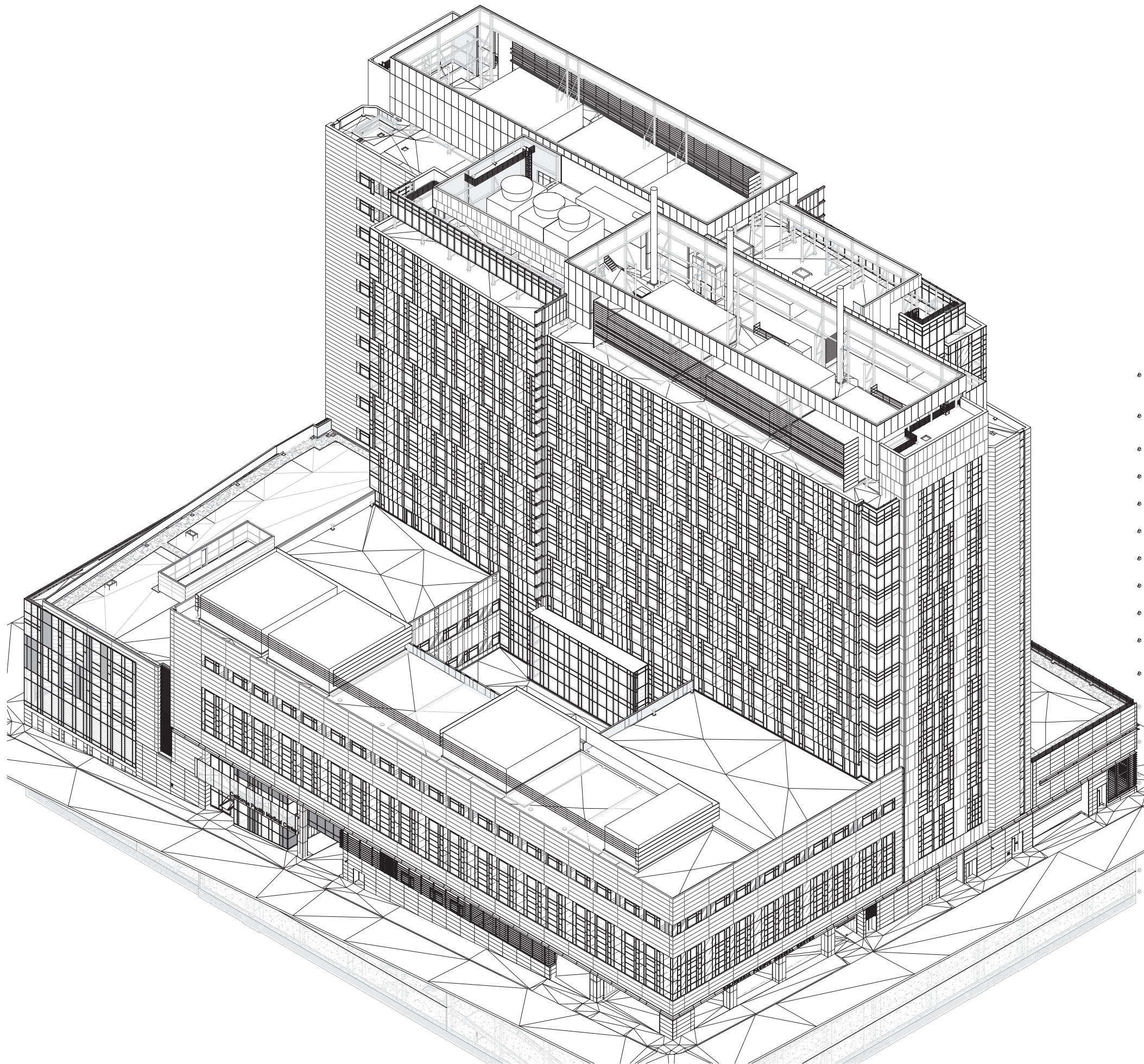
SCALE

PROJECT NUMBER 31891.000

DRAWING NUMBER **A4.3.01**

2/27/2012 12:07:29 PM

1 SOUTHEAST ISOMETRIC
SCALE



**California Pacific
Medical Center**

A Sutter Health Affiliate

California Pacific Medical Center
P.O. Box 7999
San Francisco, CA 94120

**CATHEDRAL
HILL HOSPITAL**

OSHPD # IS-080885-38

ARCHITECT

SMITHGROUP

architecture engineering interiors planning

301 Battery Street, 7th Floor
San Francisco, CA 94111
T 415.227.0100
F 415.908.0862
www.smithgroup.com

STRUCTURAL ENGINEER

Degenkolb Engineers

300 Frank H. Ogawa Plaza
Oakland, CA 94612
510.272.9040

MECHANICAL ENGINEER

**Ted Jacob Engineering
Group, Inc**

1763 Broadway
Oakland, CA 94612
510.763.4880

ELECTRICAL ENGINEER

Silverman & Light

1201 Park Avenue, Suite 100
Emeryville, CA 94608
510.655.1200

SEALS AND SIGNATURES

ISSUE	REV	DATE
OSHPD REVIEW	ORIGINAL	09/01/08
CU APPLICATION		11/16/2009
CU APPLICATION UPDATE		06/03/2010
CU APPLICATION UPDATE 2		05/27/2011
CU APPLICATION UPDATE 3		02/22/2012

DRAWING TITLE
**NORTHWEST
ISOMETRIC**

SCALE

PROJECT NUMBER 31891.000

DRAWING NUMBER **A4.3.02**

2/27/2012 12:09:35 PM

1 NORTHWEST ISOMETRIC
SCALE



California Pacific Medical Center
A Sutter Health Affiliate

California Pacific Medical Center
P.O. Box 7999
San Francisco, CA 94120

CATHEDRAL HILL HOSPITAL

ARCHITECT

SMITHGROUP
architecture engineering interiors planning

301 Battery Street, 7th Floor
San Francisco, CA 94111
T 415.227.0100
F 415.908.0862
www.smithgroup.com

CIVIL ENGINEER

BKF
ENGINEERS / SURVEYORS / PLANNERS

1646 N. California Blvd., Suite 400
Walnut Creek, CA 94596
925.940.2200

LANDSCAPE ARCHITECT

WRT

487 Bryant Street, First Floor
San Francisco, CA 94107
415.575.4722

SEALS AND SIGNATURES



STREET IMPROVEMENT PERMIT SUBMITTAL

ISSUE	REV	DATE
100% DD		09/23/2010
PERMIT SET		07/15/2011
PERMIT SET	1	01/03/2012
PERMIT SET	2	02/17/2012

FOR PERMIT APPROVAL
NOT FOR CONSTRUCTION

DRAWING TITLE

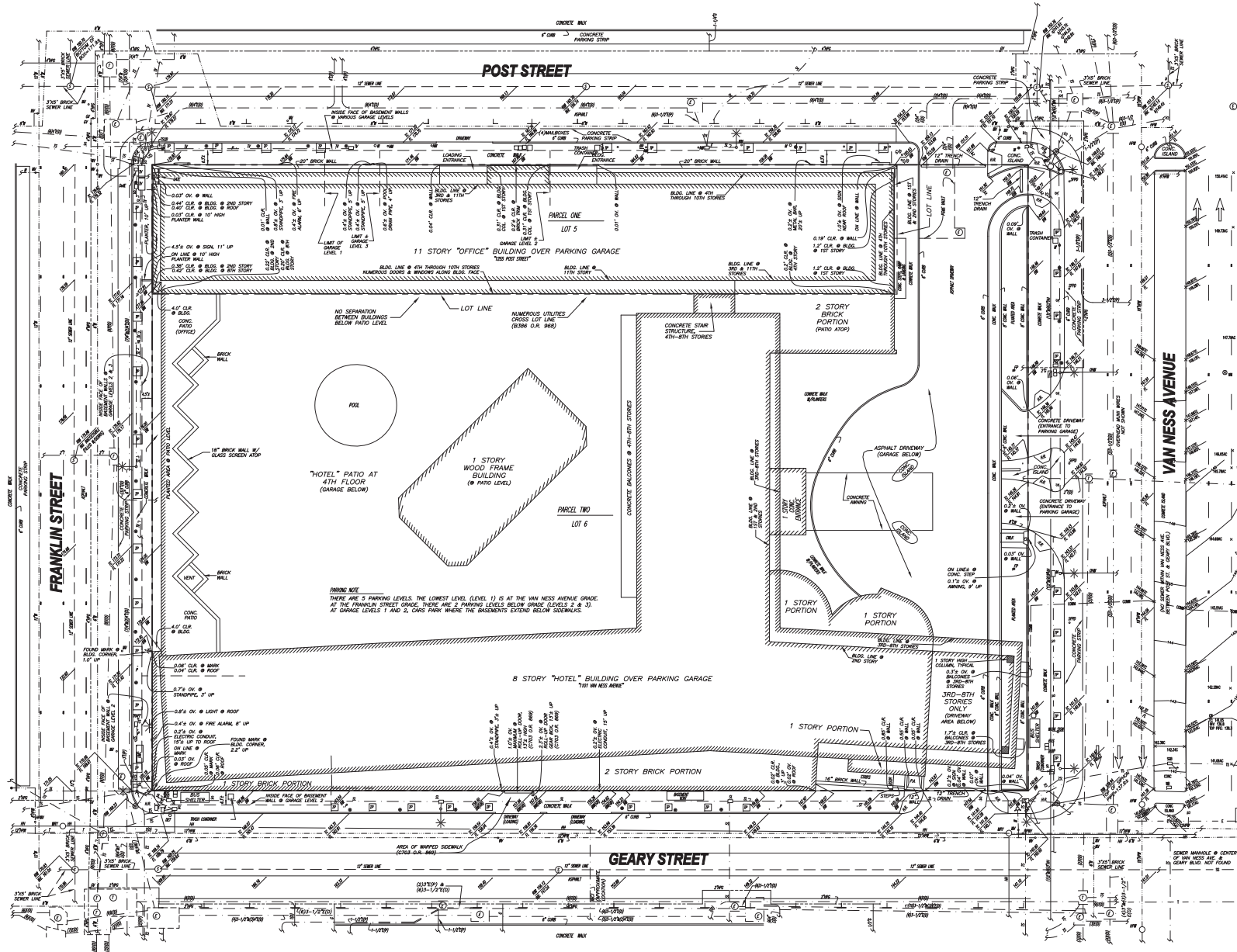
EXISTING CONDITIONS

SCALE AS SHOWN

PROJECT NUMBER 31891.000

DRAWING NUMBER

C1.0



EXISTING CONDITIONS

SCALE 1"=20'

LEGEND

<ul style="list-style-type: none"> CLR CLEAR OVER R/W RIGHT OF WAY BLDG. CONC. CONCRETE CONC. CONCRETE STEPS P.A. PLANTED AREA CONK CONCRETE WALK CONC. CONCRETE WALL H.R. HANDICAP RAMP TO TOP OF CURB FL FLOW LINE BW BACK OF WALK INVERT INV. INVERT FP FLAG POLE ON BASE SP SIGN TR TRAFFIC SIGN PP PARKING SIGN ST STREET SIGN PM PARKING METER PN PARKING METER POST (NO METER) TM TRAFFIC SIGNAL CONTROL BOX, 6' HIGH TSB BUS STOP BI BIKE BIN SM SEWER MANHOLE SMW WATER VALVE GV GAS VALVE EM ELECTRIC MANHOLE 	<ul style="list-style-type: none"> HPWV HIGH PRESSURE WATER VALVE EM ELECTRIC MANHOLE TRAF TRAFFIC CAMERA ON POLE TS TRAFFIC SIGNAL PULLBOX M/P MUNI POLE FD FIRE HYDRANT HPFF HIGH PRESSURE FIRE HYDRANT GP GUARD POST NYO HATCH HETCHY MUNI MANHOLE SPFD "SFPD" COVER TELEPHONE MANHOLE UMC UNKNOWN METAL COVER HPWV HIGH PRESSURE WATER MANHOLE EM ELECTRIC MANHOLE MUNI POLE EM ELECTRIC MANHOLE MUNI POLE EM ELECTRIC MANHOLE EM ELECTRIC MANHOLE EM ELECTRIC MANHOLE EM ELECTRIC MANHOLE EM ELECTRIC MANHOLE EM ELECTRIC MANHOLE 	<ul style="list-style-type: none"> EM ELECTRIC PULLBOX TRAF TRAFFIC CAMERA ON POLE TS TRAFFIC SIGNAL PULLBOX DET DETECTOR COVER TELEVISION PULLBOX DEPT. OF ELECTRICITY PULLBOX CLEANTOUT E ELECTRIC LINE G GAS LINE HPG HIGH PRESSURE GAS LINE MCI MCI LINE HCH HETCHY HETCHY MUNI LINE S SEWER LINE SL STREET LIGHT LINE T TELEPHONE LINE TV TELEVISION LINE TS TRAFFIC SIGNAL LINE W WATER LINE HPWV HIGH PRESSURE WATER LINE D DUCT P PIPE
---	---	---

LEGAL DESCRIPTION

ALL THE REAL PROPERTY SITUATED IN THE CITY AND COUNTY OF SAN FRANCISCO, STATE OF CALIFORNIA, DESCRIBED AS FOLLOWS:

PARCEL ONE:

COMMENCING AT A POINT ON THE SOUTHERLY LINE OF POST STREET, DISTANT THEREON 57.50 FEET WESTERLY OF THE WESTERLY LINE OF VAN NESS AVENUE; RUNNING THENCE AT A RIGHT ANGLE SOUTHERLY, PARALLEL WITH SAID LINE OF VAN NESS AVENUE, 56.83 FEET; THENCE AT A RIGHT ANGLE WESTERLY, PARALLEL WITH SAID LINE OF POST STREET, 327.25 FEET TO THE EASTERLY LINE OF FRANKLIN STREET; THENCE AT A RIGHT ANGLE NORTHERLY, ALONG SAID LINE OF FRANKLIN STREET, 56.83 FEET TO SAID SOUTHERLY LINE OF POST STREET; THENCE AT A RIGHT ANGLE EASTERLY, ALONG SAID LINE OF POST STREET, 327.25 FEET TO THE POINT OF COMMENCEMENT.

BEING A PORTION OF WESTERN ADDITION BLOCK NO. 83.

LOT 005, BLOCK 0695

PARCEL TWO:

BEGINNING AT THE INTERSECTION OF THE WESTERLY LINE OF VAN NESS AVENUE AND THE NORTHERLY LINE OF GEARY STREET; RUNNING THENCE WESTERLY ALONG THE SAID LINE OF GEARY STREET, 384 FEET 9 INCHES TO THE POINT OF INTERSECTION OF THE NORTHERLY LINE OF GEARY STREET AND THE EASTERLY LINE OF FRANKLIN STREET; THENCE NORTHERLY ALONG THE SAID EASTERLY LINE OF FRANKLIN STREET, 275 FEET TO THE INTERSECTION OF THE EASTERLY LINE OF FRANKLIN STREET AND THE SOUTHERLY LINE OF POST STREET; THENCE AT A RIGHT ANGLE EASTERLY, ALONG SAID SOUTHERLY LINE OF POST STREET 384 FEET 9 INCHES TO THE INTERSECTION OF THE SOUTHERLY LINE OF POST STREET AND THE WESTERLY LINE OF VAN NESS AVENUE; THENCE AT A RIGHT ANGLE SOUTHERLY, ALONG THE WESTERLY LINE OF VAN NESS AVENUE, 275 FEET TO THE NORTHERLY LINE OF GEARY STREET AND THE POINT OF COMMENCEMENT.

EXCEPTING THEREFROM, THE FOLLOWING DESCRIBED PROPERTY:

COMMENCING AT A POINT ON THE SOUTHERLY LINE OF POST STREET, DISTANT THEREON 57.50 FEET WESTERLY OF THE WESTERLY LINE OF VAN NESS AVENUE; RUNNING THENCE AT A RIGHT ANGLE SOUTHERLY, PARALLEL WITH SAID LINE OF VAN NESS AVENUE, 56.83 FEET; THENCE AT A RIGHT ANGLE WESTERLY, PARALLEL WITH SAID LINE OF POST STREET, 327.25 FEET TO THE EASTERLY LINE OF FRANKLIN STREET; THENCE AT A RIGHT ANGLE NORTHERLY, ALONG SAID LINE OF FRANKLIN STREET, 56.83 FEET TO SAID SOUTHERLY LINE OF POST STREET; THENCE AT A RIGHT ANGLE EASTERLY, ALONG SAID LINE OF POST STREET, 327.25 FEET TO THE POINT OF COMMENCEMENT.

BEING A PORTION OF WESTERN ADDITION BLOCK NO. 83.

LOT 006, BLOCK 0695

SURVEY REFERENCE

CHICAGO TITLE COMPANY PRELIMINARY REPORT NO. 705817 DATED SEPTEMBER 8, 2003.

THE FOLLOWING ARE EXCEPTIONS TO TITLE WITHIN THE ABOVE REFERENCED PRELIMINARY REPORT:

1. THE SUBJECT PROPERTY LIES WITHIN THE EXTERIOR BOUNDARIES OF THE WESTERN ADDITION APPROVED REDEVELOPMENT PROJECT AREA A-2 AND IS SUBJECT TO THE MASTER PLAN FOR THE REDEVELOPMENT OF SAID PROJECT SET FORTH IN "THE REDEVELOPMENT PLAN" FILED JULY 21, 1966, SERIES NO. P03935, OFFICIAL RECORDS AND ALL SUBSEQUENT AMENDMENTS.
2. COVENANTS, CONDITIONS AND RESTRICTIONS IN THE DECLARATION OF RESTRICTIONS RECORDED DECEMBER 13, 1966, IN BOOK B103, PAGE 216, OFFICIAL RECORDS.
3. TERMS AND CONDITIONS AS CONTAINED IN THAT CERTAIN GRANT DEED RECORDED DECEMBER 9, 1969, IN BOOK B386, PAGE 961, OFFICIAL RECORDS.
4. "GRANT OF EASEMENT AND ACCEPTANCE OF COVENANTS" RECORDED DECEMBER 9, 1969, IN BOOK B386, PAGE 968, OFFICIAL RECORDS; EASEMENT IN FAVOR OF LOT 6 FOR USE OF UTILITIES AND STRUCTURES LOCATED ON LOT 5 ESSENTIAL TO THE SERVICING AND OPERATION OF THE IMPROVEMENTS ON LOT 6. EXACT LOCATIONS UNKNOWN.
5. CITY AND COUNTY OF SAN FRANCISCO DEPARTMENT OF PUBLIC WORKS ORDER NO. 113,753 RECORDED JANUARY 2, 1970, IN BOOK C703, PAGE 809, OFFICIAL RECORDS. SAID INSTRUMENT GRANTS REVOCABLE PERMISSION TO OCCUPY A PORTION OF THE SIDEWALK AREA WITH A ROLLUP DOOR INSTALLATION AND TO CONSTRUCT A WARPED DRIVEWAY RAMP AT GEARY STREET FRONTAGE.

BASIS OF SURVEY

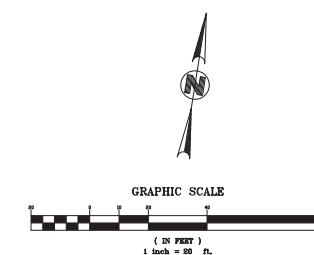
CITY OF SAN FRANCISCO MONUMENT MAP NO. 16 ON FILE IN THE OFFICE OF THE CITY ENGINEER.

GENERAL NOTES

1. DETAILS NEAR PROPERTY LINES ARE NOT TO SCALE.
2. ALL ANGLES ARE 90 DEGREES UNLESS NOTED OTHERWISE.
3. THIS SURVEY WAS CONDUCTED BY MARTIN M. ROY ASSOCIATES.

UTILITY NOTE

THE UTILITIES EXISTING ON THE SURFACE AND SHOWN ON THIS DRAWING HAVE BEEN LOCATED BY FIELD SURVEY. ALL UNDERGROUND UTILITIES SHOWN ON THIS DRAWING ARE FROM RECORDS OF THE VARIOUS UTILITY COMPANIES AND THE SURVEYOR DOES NOT ASSUME RESPONSIBILITY FOR THEIR COMPLETENESS, INDICATED LOCATION OR SIZE. RECORD UTILITY LOCATION SHOULD BE CONFIRMED BY EXPOSING THE UTILITY. DUE TO THE PROLIFERATION OF TELECOMMUNICATION COMPANIES, NOT ALL UNDERGROUND RECORDS ARE AVAILABLE. THEREFORE, THERE MAY BE TELECOMMUNICATION LINES NOT SHOWN HEREON.



CATHEDRAL HILL HOSPITAL

ARCHITECT
SMITHGROUP
architecture engineering interiors planning
 301 Battery Street, 7th Floor
 San Francisco, CA 94111
 T 415.227.0100
 F 415.908.0862
 www.smithgroup.com

CIVIL ENGINEER
BKF
Engineers / Surveyors / Planners
 1646 N. California Blvd., Suite 400
 Walnut Creek, CA 94596
 925.940.2200

LANDSCAPE ARCHITECT
WRT
 487 Bryant Street, First Floor
 San Francisco, CA 94107
 415.575.4722

SEALS AND SIGNATURES



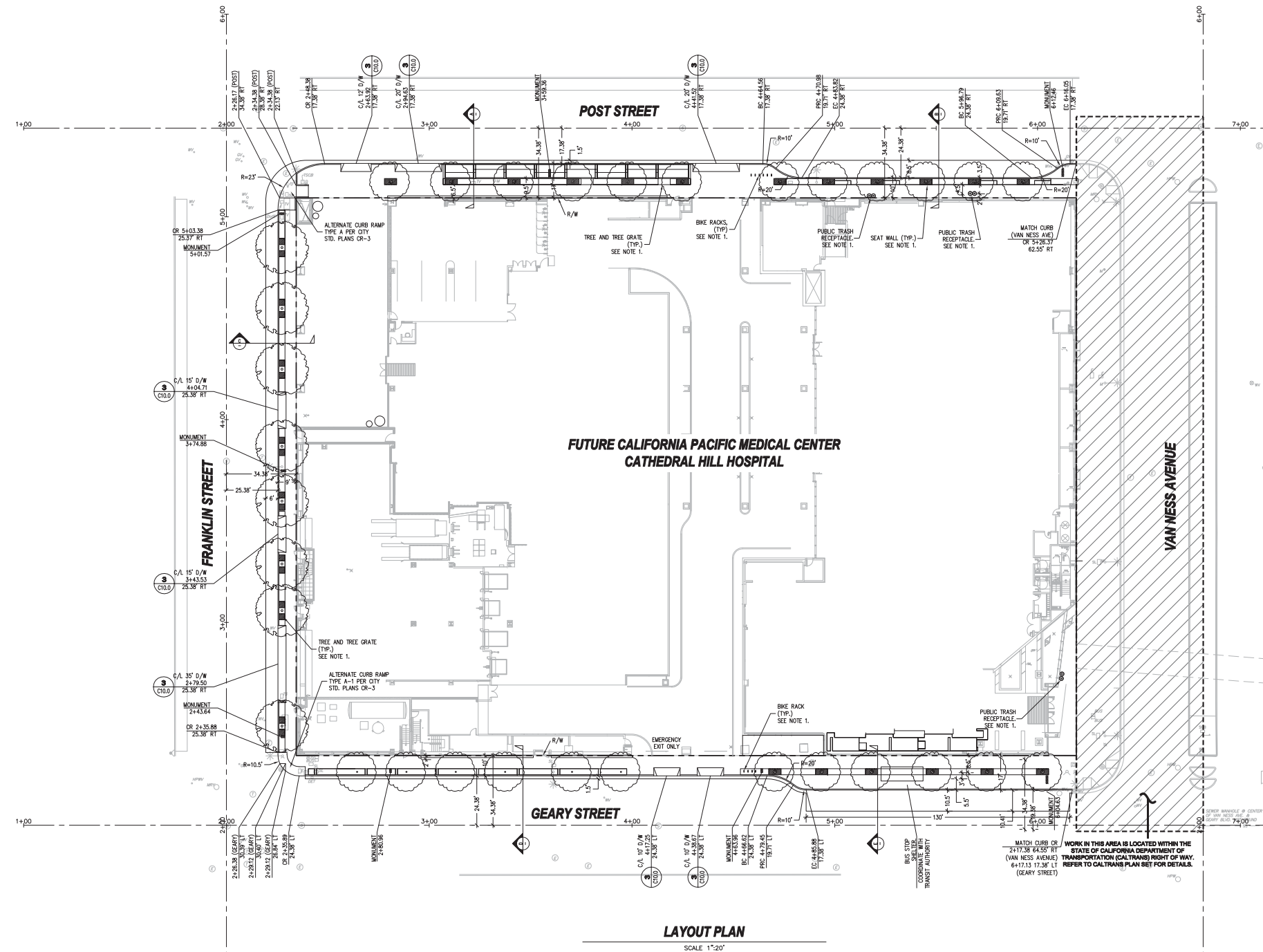
STREET IMPROVEMENT PERMIT SUBMITTAL

ISSUE	REV	DATE
100% DD		09/23/2010
PERMIT SET		07/15/2011
PERMIT SET	1	01/03/2012
PERMIT SET	2	02/17/2012

FOR PERMIT APPROVAL
 NOT FOR CONSTRUCTION

DRAWING TITLE
LAYOUT PLAN

SCALE AS SHOWN
 PROJECT NUMBER 31891.000
 DRAWING NUMBER **C3.0**

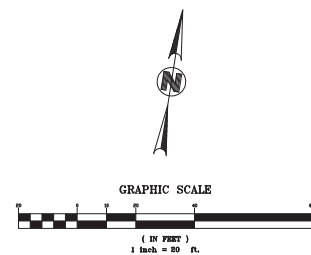
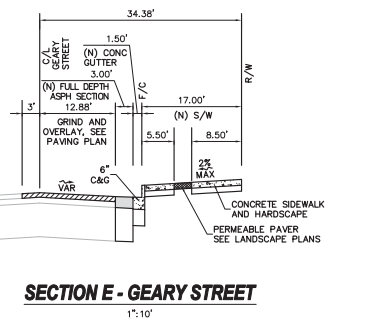
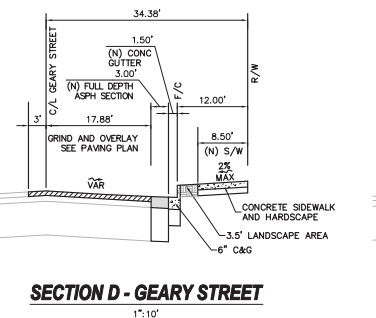
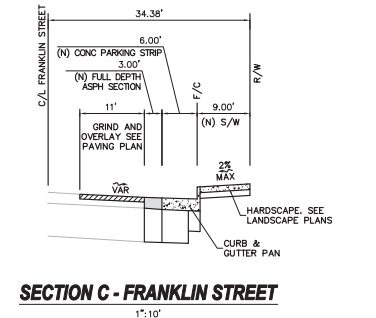
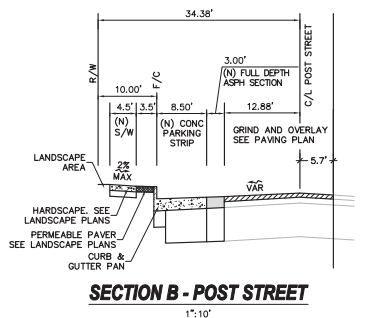
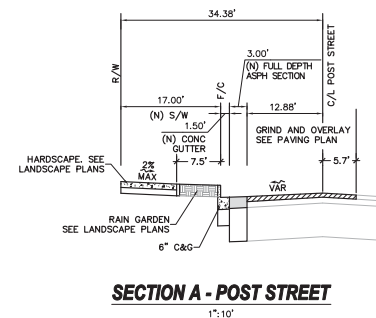


- NOTE**
- REFER TO LANDSCAPE PLANS FOR PAVEMENT FINISH, PAVEMENT JOINT AND SCORE PATTERNS, TREE AND TREE GRATES, FURNISHING, AND OTHER SITE ELEMENT DETAILS.
 - CONTRACTOR SHALL ADHERE TO STANDARDS LISTED IN REGULATIONS FOR WORKING IN SAN FRANCISCO STREETS (THE BLUE BOOK), 8TH EDITION, AT ALL TIMES DURING DEMOLITION AND CONSTRUCTION.

- ABBREVIATIONS**
- AC ASPHALT CONCRETE
 - BC BEGINNING OF CURVE
 - CB CATCH BASIN
 - C/L CENTERLINE
 - CR CURB RETURN
 - DW DRIVEWAY
 - (E) EXISTING
 - EC END OF CURVE
 - F/C FACE OF CURB
 - LT LEFT OFFSET
 - MIN MINIMUM
 - (N) NEW
 - NC NOT IN CONTRACT
 - PRC POINT OF REVERSE CURVATURE
 - R/R RADIUS
 - RT RIGHT OFFSET
 - R/W RIGHT OF WAY LINE
 - SPFW SAN FRANCISCO PUBLIC WORKS
 - TYP. TYPICAL
 - VAR. VARIES

- LEGEND**
- BICYCLE RACKS
SEE LANDSCAPE PLANS
 - MONUMENT
SEE LANDSCAPE PLANS
 - ⊙ PUBLIC TRASH RECEPTACLES
SEE LANDSCAPE PLANS
 - ▲ CURB RAMP PER SPFW STANDARD DETAILS.
SEE ALSO SHEET C7.0 FOR CURB RETURN PROFILES.
 - ▭ CONCRETE DRIVEWAY PER SPFW STANDARD DETAILS. **3**
(DEP)
 - NEW STREET TREE & TREE GRATE.
SEE LANDSCAPE PLANS FOR DETAILS.

LAYOUT PLAN
 SCALE 1"=20'





**California Pacific
Medical Center**

A Sutter Health Affiliate

California Pacific Medical Center
P.O. Box 7999
San Francisco, CA 94120

**CATHEDRAL HILL
HOSPITAL**

ARCHITECT

SMITHGROUP
architecture engineering interiors planning
301 Battery Street, 7th Floor
San Francisco, CA 94111
T 415.227.0100
F 415.908.0862
www.smithgroup.com

CIVIL ENGINEER

Bkf
ENGINEERS / SURVEYORS / PLANNERS

1646 N. California Blvd., Suite 400
Walnut Creek, CA 94596
925.940.2200

LANDSCAPE ARCHITECT

WRT

487 Bryant Street, First Floor
San Francisco, CA 94107
415.575.4722

SEALS AND SIGNATURES



**STREET IMPROVEMENT
PERMIT SUBMITTAL**

ISSUE	REV	DATE
100% DD		08/23/2010
PERMIT SET		07/15/2011
PERMIT SET	1	01/03/2012
PERMIT SET	2	02/17/2012

FOR PERMIT APPROVAL
NOT FOR CONSTRUCTION

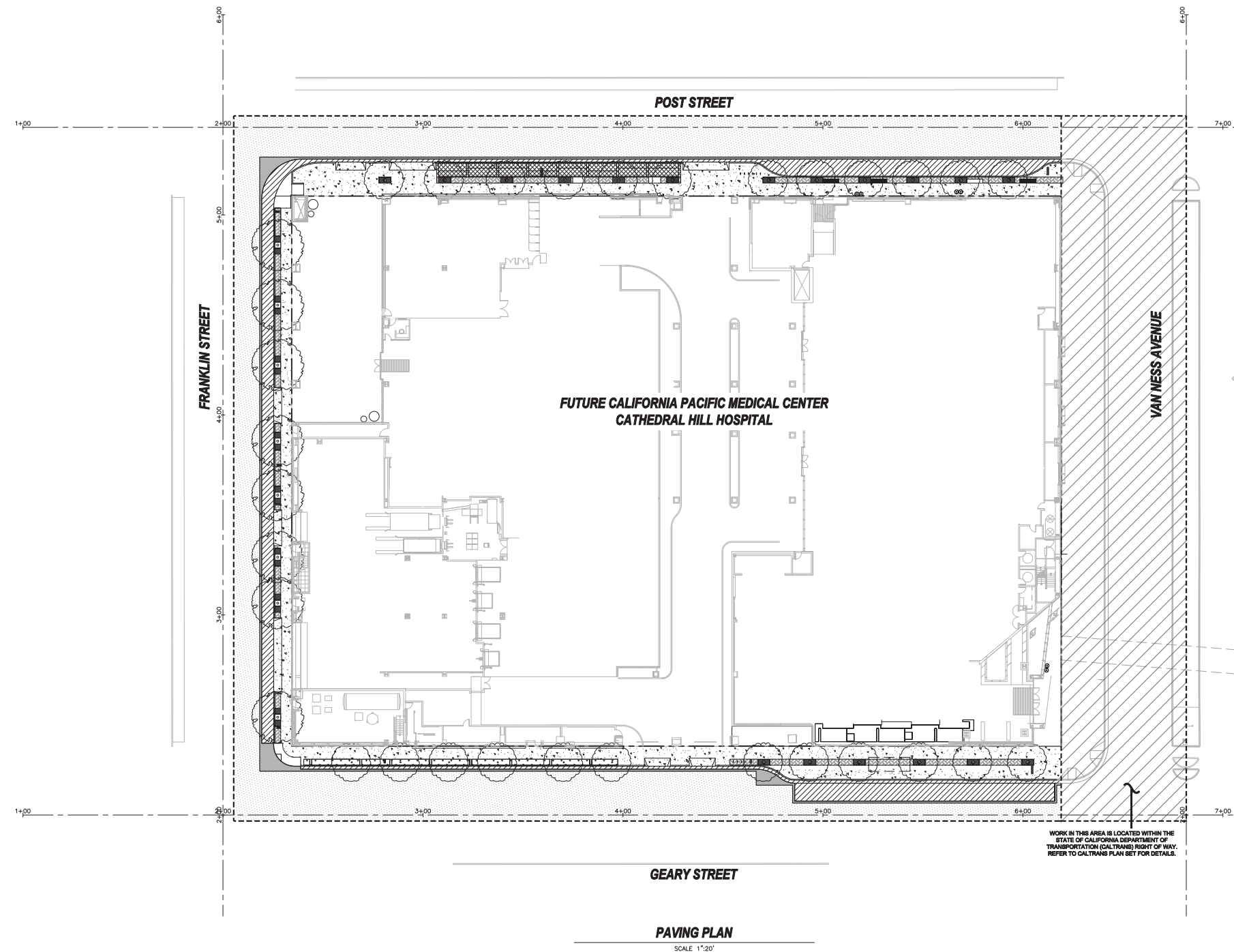
DRAWING TITLE

PAVING PLAN

SCALE AS SHOWN

PROJECT NUMBER 31891.000

DRAWING NUMBER **C4.0**

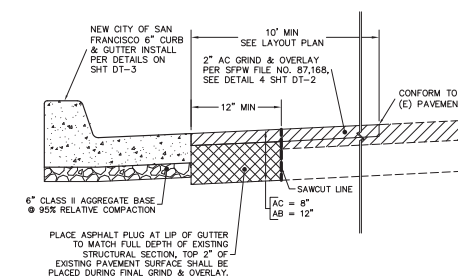


NOTE

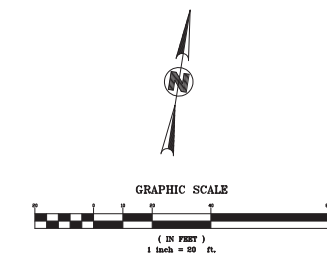
1. REFER TO LANDSCAPE PLANS FOR TREE AND TREE GRATES, FURNISHING, AND OTHER SITE ELEMENTS DETAILS.
2. REFER TO LANDSCAPE PLANS FOR PAVEMENT FINISH, PAVEMENT INFORMATION, AND SCORE PATTERN.
3. ALL UTILITIES WITHIN LIMIT OF WORK SHALL BE ADJUSTED TO NEW GRADE UNLESS OTHERWISE NOTED.

LEGEND

- PCC PAVING. REFER TO LANDSCAPE PLANS FOR DETAILS.
- STANDARD COMBINED CURB AND PARKING STRIP OR GUTTER PER SFPW STANDARD DETAIL FILE NO. 87.170
- AC PLUG. CONTRACTOR TO MATCH FULL DEPTH OF EXISTING STREET
- GRIND AND OVERLAY (2" MIN) TO LIMIT OF WORK PER SFPW STANDARD DETAIL FILE NO. 87.168
- RAIN GARDEN TREATMENT AREA. SEE LANDSCAPE PLANS FOR DETAILS.
- PERMEABLE PAVERS. SEE LANDSCAPE PLANS FOR DETAILS.
- LANDSCAPE AREA. SEE LANDSCAPE PLANS FOR DETAILS.
- SEAT WALL. SEE LANDSCAPE PLANS FOR DETAILS.
- LIMIT OF WORK



1 AC PLUG
NOT TO SCALE





California Pacific Medical Center

A Sutter Health Affiliate

California Pacific Medical Center
P.O. Box 7999
San Francisco, CA 94120

CATHEDRAL HILL HOSPITAL

ARCHITECT

SMITHGROUP
architecture engineering interiors planning

301 Battery Street, 7th Floor
San Francisco, CA 94111
T 415.227.0100
F 415.908.0862
www.smithgroup.com

CIVIL ENGINEER

Bkf
ENGINEERS / SURVEYORS / PLANNERS

1646 N. California Blvd., Suite 400
Walnut Creek, CA 94596
925.940.2200

LANDSCAPE ARCHITECT

WRT

487 Bryant Street, First Floor
San Francisco, CA 94107
415.575.4722

SEALS AND SIGNATURES



STREET IMPROVEMENT PERMIT SUBMITTAL

ISSUE	REV	DATE
100% DD		08/23/2010
PERMIT SET		07/15/2011
PERMIT SET	1	01/03/2012
PERMIT SET	2	02/17/2012

FOR PERMIT APPROVAL
NOT FOR CONSTRUCTION

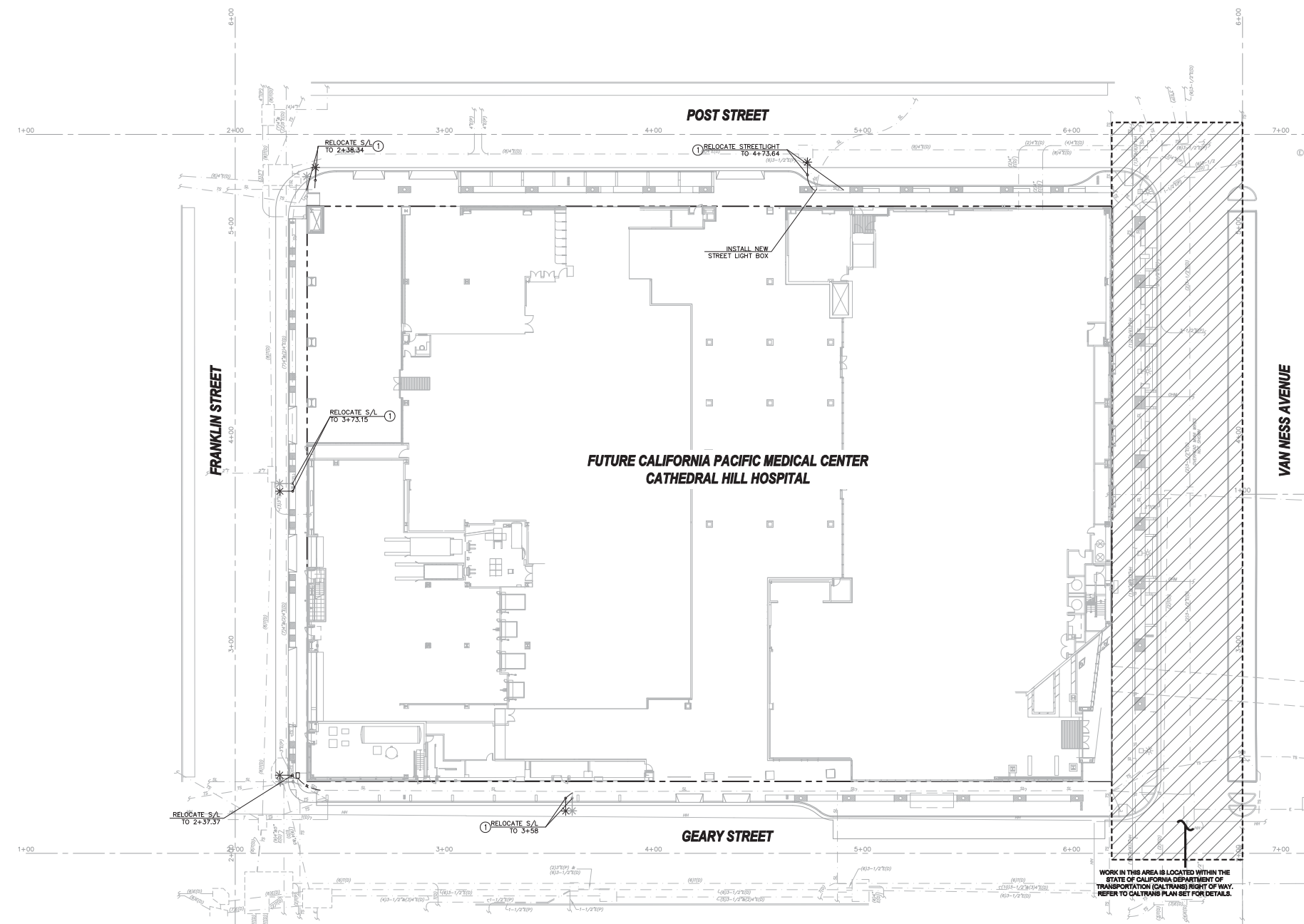
DRAWING TITLE

STREETLIGHT PLAN

SCALE AS SHOWN

PROJECT NUMBER 31891.000

DRAWING NUMBER **C8.0**



- LEGEND:**
- SL — (E) STREETLIGHT ELECTRICAL CONDUIT
 - STREET LIGHT PULL BOX
 - *→ RELOCATED STREETLIGHT
 - SL — (N) 2" PVC OR GRS STREETLIGHT CONDUIT (SEE NOTE 1)

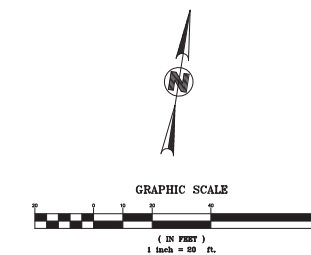
- KEYNOTES:**
- ① RELOCATE EXISTING STREET LIGHT PER SFPW STANDARD PLANS. INSTALL NEW 2" CONDUIT AND CONDUCTORS TO CONNECT TO EXISTING SYSTEM.

- NOTES:**
1. CONTRACTOR TO COORDINATE RELOCATION OF STREETLIGHTS AND CONDUIT WITH OWNER. STREETLIGHTS LOCATED ON BLVD ARE OWNED BY PG&E. STREETLIGHTS LOCATED ON FRANKLIN AND POST STREETS ARE OWNED BY SFPUC.

- ABBREVIATIONS:**
- (E) EXISTING
 - GRS GALVANIZED RIGID STEEL
 - (N) NEW
 - PG&E PACIFIC GAS AND ELECTRIC COMPANY
 - PVC POLYVINYL CHLORIDE
 - SFPUC SAN FRANCISCO PUBLIC UTILITY COMMISSION
 - SFPW SAN FRANCISCO PUBLIC WORKS

STREETLIGHT PLAN

SCALE 1"=20'





California Pacific Medical Center

A Sutter Health Affiliate

California Pacific Medical Center
P.O. Box 7999
San Francisco, CA 94120

CATHEDRAL HILL HOSPITAL

ARCHITECT

SMITHGROUP
architecture engineering interiors planning
301 Battery Street, 7th Floor
San Francisco, CA 94111
T 415.227.0100
F 415.908.0862
www.smithgroup.com

CIVIL ENGINEER

BKF
ENGINEERS / SURVEYORS / PLANNERS

1646 N. California Blvd., Suite 400
Walnut Creek, CA 94596
925.940.2200

LANDSCAPE ARCHITECT

WRT
487 Bryant Street, First Floor
San Francisco, CA 94107
415.575.4722

SEALS AND SIGNATURES



STREET IMPROVEMENT PERMIT SUBMITTAL

ISSUE	REV	DATE
100% DD		08/23/2010
PERMIT SET		07/15/2011
PERMIT SET	1	01/03/2012
PERMIT SET	2	02/17/2012

FOR PERMIT APPROVAL
NOT FOR CONSTRUCTION

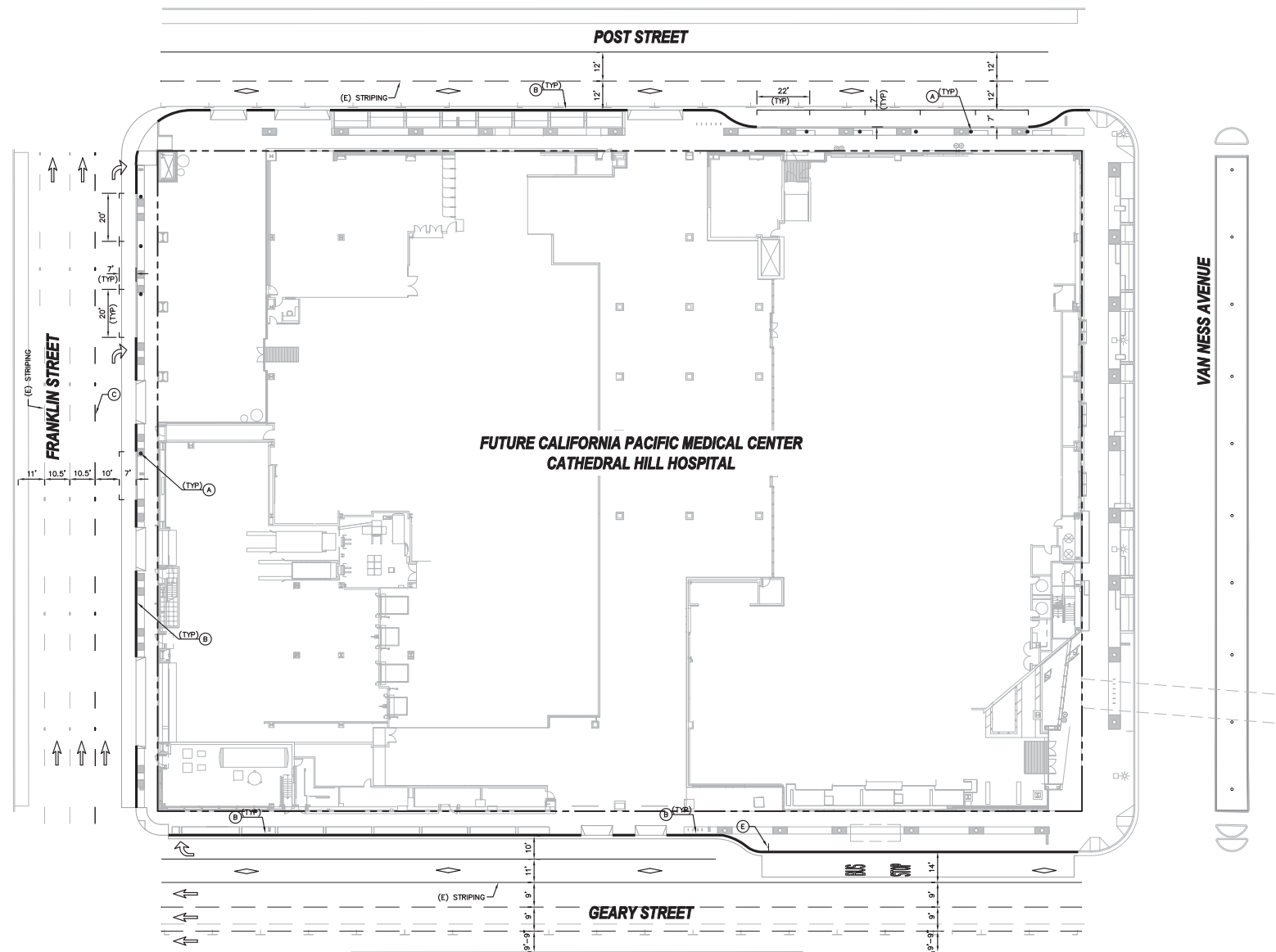
DRAWING TITLE

SIGNAGE AND STRIPING PLAN

SCALE AS SHOWN

PROJECT NUMBER 31891.000

DRAWING NUMBER **C9.0**

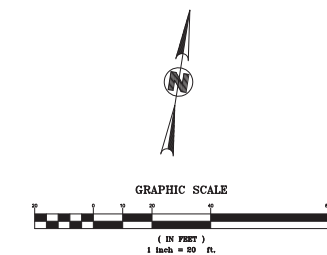


- LEGEND:**
- (A) INSTALL PARKING METER 2' AWAY FROM FACE OF CURB.
 - (B) PAINT RED CURB
 - (C) 4" WHITE THERMOPLASTIC STRIPING PER DETAIL 2 OF PAVEMENT MARKERS AND TRAFFIC LINES TYPICAL DETAILS FILE NUMBER 46012 (CITY AND COUNTY OF SAN FRANCISCO STANDARDS)
 - (D) 12" WHITE THERMOPLASTIC STRIPE PER 2006 STANDARD CALTRANS PLAN A24E CROSSWALK DETAIL.
 - (E) INSTALL BUS STOP SIGN PER LOCAL TRANSIT AUTHORITY STANDARDS
- SYMBOLS:**
- PARKING STRIPING
 - TYPE I (18'-0") ARROW PER CALTRANS STD PLAN A24A
 - TYPE IV (R) ARROW PER CALTRANS STD PLAN A24A
 - PAVEMENT MARKING WORDS PER CALTRANS STD PLAN A24D

NOTES:

1. UNLESS OTHERWISE NOTED ALL PARKING STALLS SHALL BE 20'x7' PER STANDARD PARKING STALL MARKING DETAIL FILE NUMBER STR-2706.1 (CITY AND COUNTY OF SAN FRANCISCO STANDARDS)

SIGNAGE AND STRIPING PLAN
SCALE 1"=20'





California Pacific
Medical Center

A Sutter Health Affiliate

California Pacific Medical Center
P.O. Box 7999
San Francisco, CA 94120

CATHEDRAL HILL
HOSPITAL

ARCHITECT

SMITHGROUP
architecture engineering interiors planning
301 Battery Street, 7th Floor
San Francisco, CA 94111
T 415.227.0100
F 415.908.0862
www.smithgroup.com

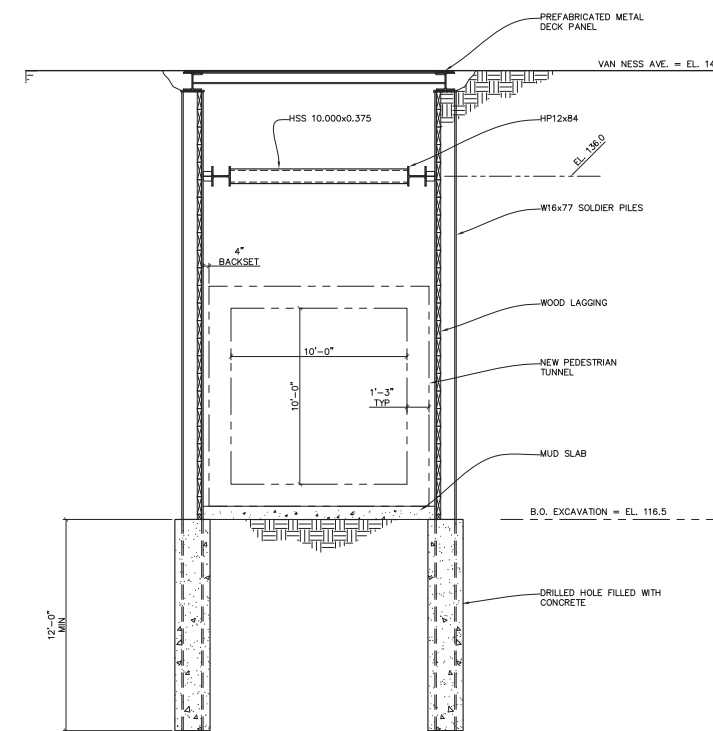
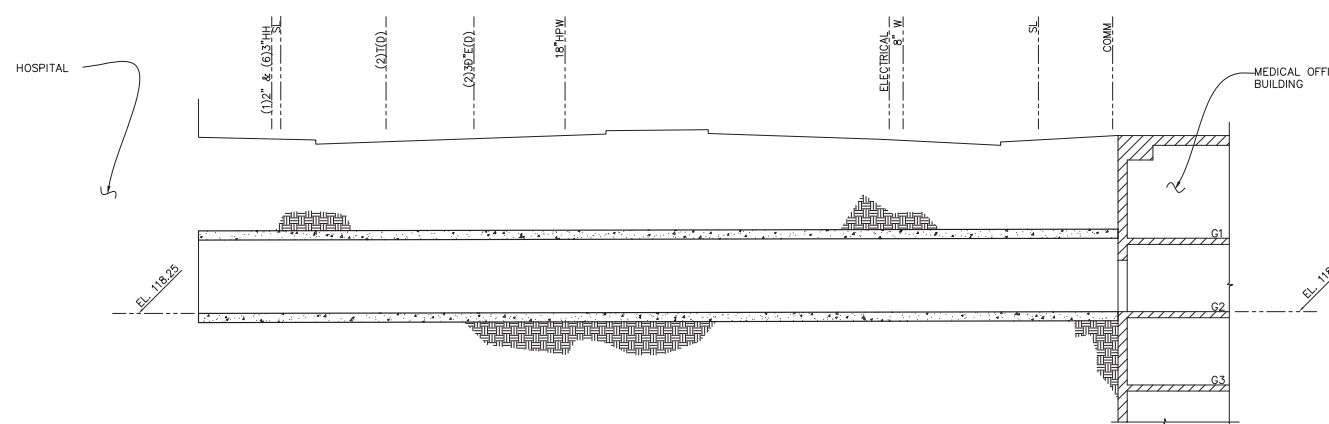
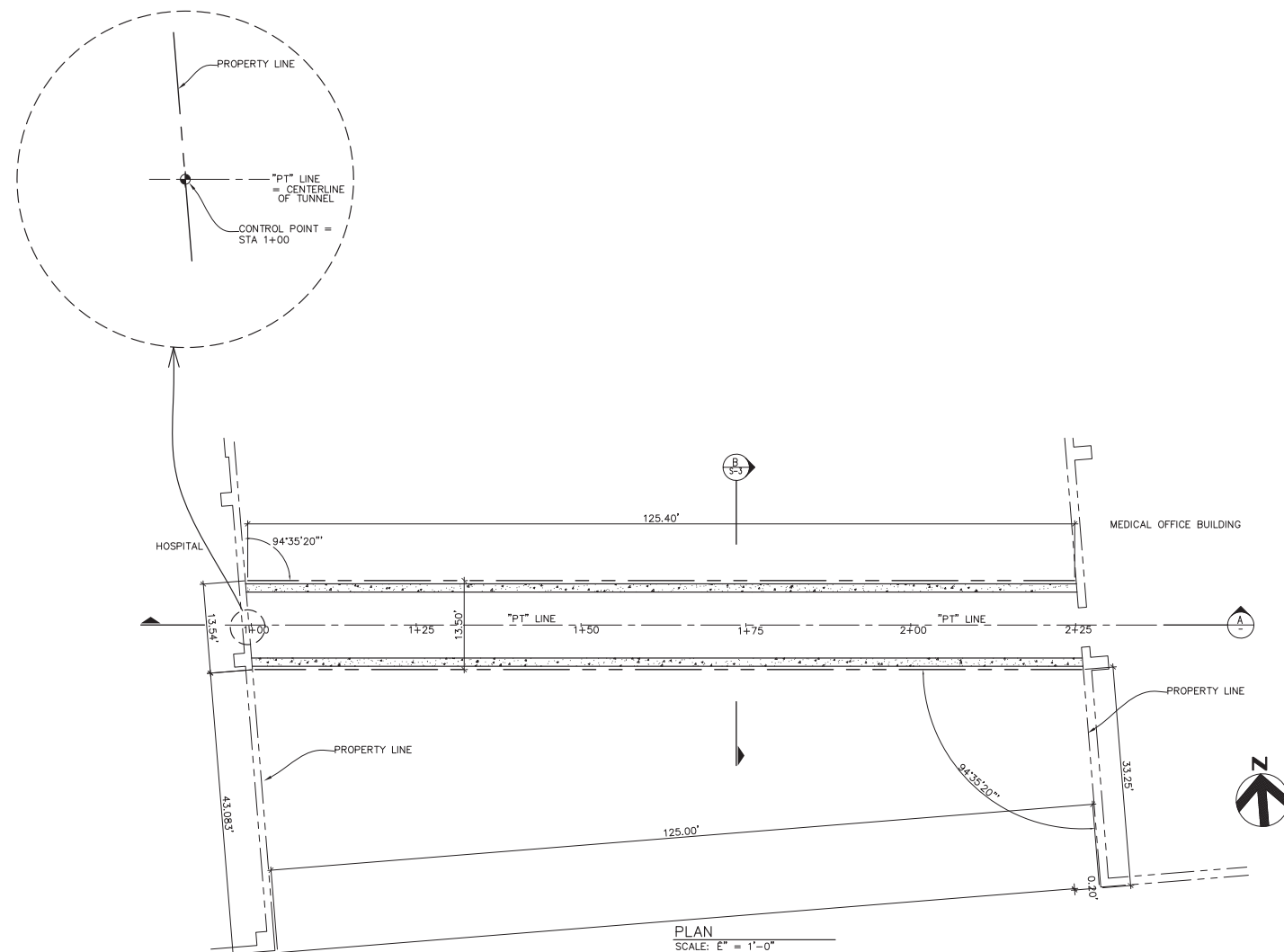
CIVIL ENGINEER

BKF
ENGINEERS / SURVEYORS / PLANNERS

1646 N. California Blvd., Suite 400
Walnut Creek, CA 94596
925.940.2200

LANDSCAPE ARCHITECT

WRT
487 Bryant Street, First Floor
San Francisco, CA 94107
415.575.4722



FOR REFERENCE ONLY

**WORK DONE AS PART OF THE CPMC
MEDICAL OFFICE BUILDING TUNNEL
CONSTRUCTION. SEE CPMC MEDICAL
OFFICE BUILDING PEDESTRIAN TUNNEL
CONSTRUCTION DOCUMENTS FOR
DETAILS.**

SEALS AND SIGNATURES



STREET IMPROVEMENT
PERMIT SUBMITTAL

ISSUE	REV	DATE
100% DD		08/23/2010
PERMIT SET		07/15/2011
PERMIT SET	1	01/03/2012
PERMIT SET	2	02/17/2012

FOR PERMIT APPROVAL
NOT FOR CONSTRUCTION

DRAWING TITLE

PEDESTRIAN
TUNNEL AND
LONGITUDINAL
SECTION

SCALE

PROJECT NUMBER 31891.000

DRAWING NUMBER **C11.0**



California Pacific Medical Center

A Sutter Health Affiliate
California Pacific Medical Center
P.O. Box 7999
San Francisco, CA 94120

CATHEDRAL HILL HOSPITAL

ARCHITECT
SMITHGROUP
architecture engineering interiors planning
301 Battery Street, 7th Floor
San Francisco, CA 94111
T 415.227.0100
F 415.908.0862
www.smithgroup.com

CIVIL ENGINEER
BKF
ENGINEERS / SURVEYORS / PLANNERS
1646 N. California Blvd., Suite 400
Walnut Creek, CA 94596
925.940.2200

LANDSCAPE ARCHITECT
Wallace Roberts & Todd, Inc.
444 Townsend Street, Suite 4
San Francisco, CA 94107
415.575.4722

SEALS AND SIGNATURES



STREET IMPROVEMENT PERMIT SUBMITTAL

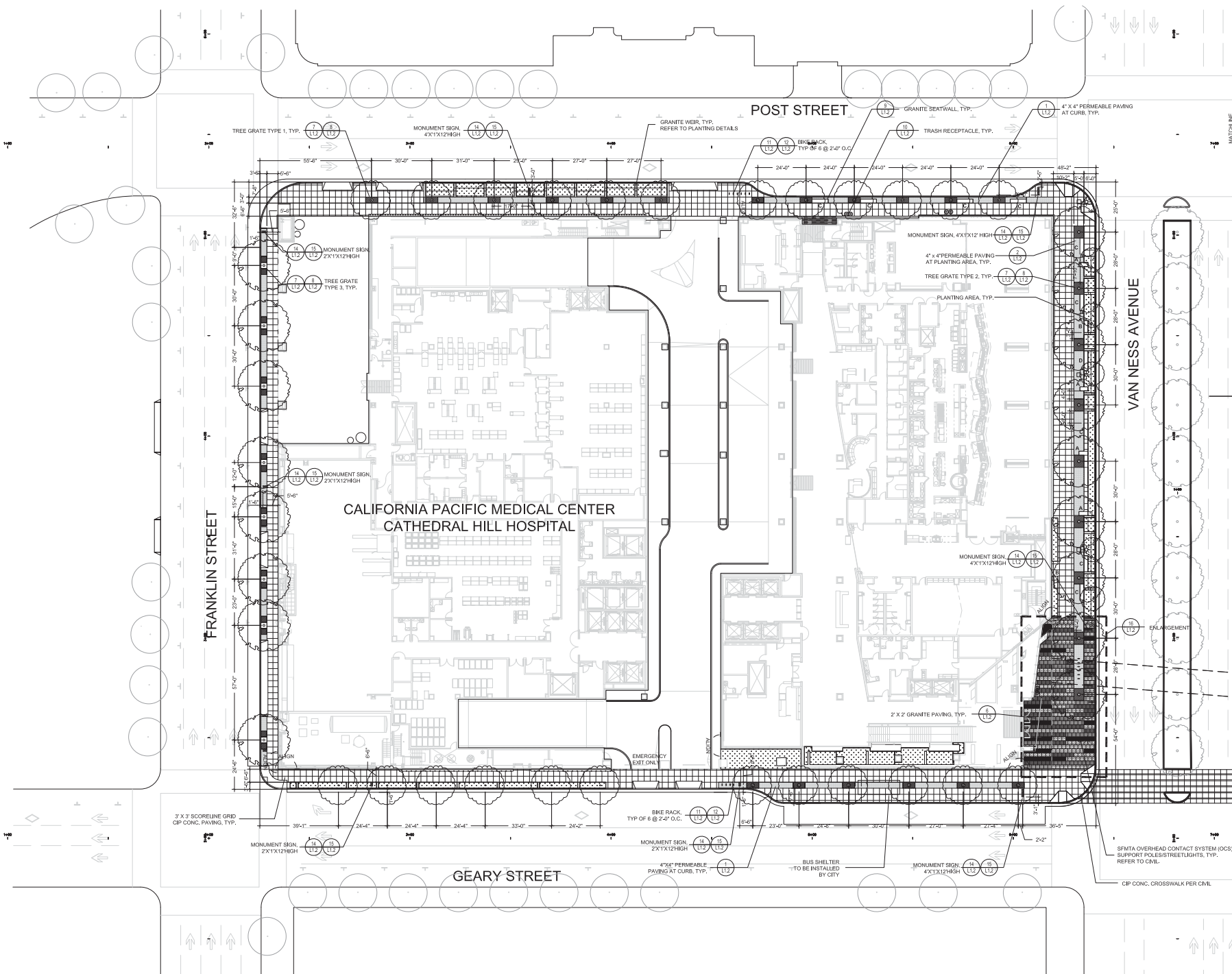
ISSUE	REV	DATE
100% DD		08/23/2010
PERMIT SET		07/15/2011
PERMIT SET	1	01/11/2012
PERMIT SET	2	02/17/2012

FOR PERMIT APPROVAL
NOT FOR CONSTRUCTION

DRAWING TITLE

LAYOUT PLAN

SCALE AS SHOWN
PROJECT NUMBER 31891.000
DRAWING NUMBER **L1.1**



- #### LAYOUT NOTES
- LOCATE EXPANSION JOINTS IN SIDEWALK AT INTERVAL CLOSEST TO 30' BUT NO MORE THAN 30 FEET APART. PLACE EXPANSION JOINTS AT THOSE INTERVALS IN LIEU OF SCORE LINES SHOWN ON PLAN.
 - ELIMINATE SCORE LINES THAT WOULD OCCUR TWO INCHES OR LESS FROM AN EXISTING WALL OR THE LIMIT OF WORK.
 - THE CONTRACTOR SHALL BE RESPONSIBLE FOR THE VERIFICATION OF THE LOCATIONS OF ALL UTILITIES IN THE FIELD. LOCATIONS SHOWN ON THE PLAN ARE APPROXIMATE AND FOR GENERAL INFORMATION ONLY. THE CONTRACTOR SHALL NOTIFY UTILITY SERVICES AT LEAST 48 HOURS PRIOR TO ANY EXCAVATION ON THIS PROJECT.
 - ALL "LAYOUT" WORK SHALL BE APPROVED BY THE ENGINEER PRIOR TO THE START OF ANY EXCAVATION.
 - CONTRACTOR SHALL REPAIR AT HIS/HER OWN EXPENSE ANY DAMAGE, WHETHER INSIDE OR OUTSIDE OR OUTSIDE OF THE LIMIT OF WORK LINE, TO UTILITY SYSTEMS, SURFACE PAVEMENTS, FIXTURES OR STRUCTURES THAT ARE NOT SPECIFICALLY INDICATED TO BE REMOVED OR RELOCATED AS PART OF THE PROJECT CONSTRUCTION.
 - ALL DIMENSIONS AND ELEVATIONS ON THE DRAWINGS ARE IN FEET UNLESS OTHERWISE STATED.
 - THE CONTRACTOR SHALL EXERCISE PARTICULAR CARE WHILE WORKING IN THE VICINITY OF ACTIVE UTILITY AND DRAINAGE STRUCTURES. IN THE EVENT THAT ANY EXISTING STRUCTURES OR UTILITIES ARE DAMAGED AND THE SERVICES DISRUPTED, THE LINES SHALL BE IMMEDIATELY REPAIRED AND THE SERVICES RESTORED AS DIRECTED BY THE ENGINEER AT NO COST TO THE OWNER.

FURNISHING AND SITE ELEMENTS

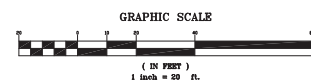
SYMBOL	DESCRIPTION
	TREE GRATE TYPE 1 (2'x3')
	TREE GRATE TYPE 2 (5'x5')
	TREE GRATE TYPE 3 (2@ 3'x3')
	BIKE RACK
	GRANITE SEATWALL (DIMENSION VARIES)
	NEW VAN NESS STREETLIGHTS PER BKT STANDARD
	TRASH RECEPTACLE
	SIGNAGE

PAVEMENT SCHEDULE

SYMBOL	MATERIAL & THICKNESS	DESCRIPTION	FINISH	FRICTION COEFFICIENT
	GRANITE PAVING, TYPE 1	ENTRANCE PLAZA VAN NESS CORRIDOR SIDEWALK & VEHICULAR ACCESS AREA	FLAME	0.70 - 0.80
	GRANITE PAVING, TYPE 2	ENTRANCE PLAZA VAN NESS CORRIDOR VEHICULAR ACCESS AREA	SANDBLAST	0.70 - 0.80
	GRANITE PAVING, TYPE 3	ENTRANCE PLAZA VAN NESS CORRIDOR	HYDRO	0.70 - 0.80
	PERMEABLE PAVING	SIDEWALK	LIGHT SANDBLAST	0.84
	3' X 3' SCORELINE GRID CIP CONC. PAVING	SIDEWALK	LIGHT SANDBLAST	0.84

GRANITE SEATWALL LENGTH SCHEDULE

SYMBOL	LENGTH
A	4'-0"
B	6'-0"
C	8'-0"
D	10'-0"



CATHEDRAL HILL HOSPITAL

ARCHITECT
SMITHGROUP
architecture engineering interiors planning

301 Battery Street, 7th Floor
San Francisco, CA 94111
T 415.227.0100
F 415.908.0862
www.smithgroup.com

CIVIL ENGINEER
Bkf
ENGINEERS / SURVEYORS / PLANNERS

1646 N. California Blvd., Suite 400
Walnut Creek, CA 94596
925.940.2200

LANDSCAPE ARCHITECT
Wallace Roberts & Todd, Inc.
444 Townsend Street, Suite 4
San Francisco, CA 94107
415.575.4722

SEALS AND SIGNATURES



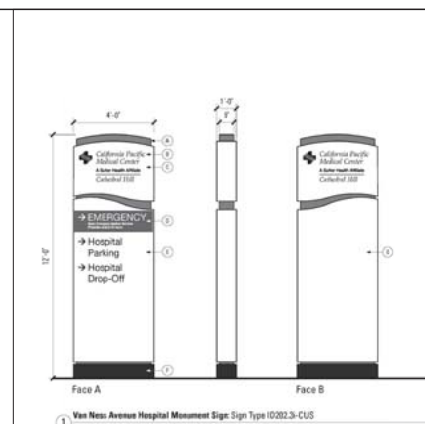
STREET IMPROVEMENT PERMIT SUBMITTAL

ISSUE	REV	DATE
100% DD		08/23/2010
PERMIT SET		07/15/2011
PERMIT SET	1	01/11/2012
PERMIT SET	2	02/17/2012

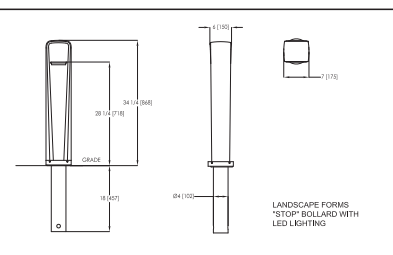
FOR PERMIT APPROVAL
NOT FOR CONSTRUCTION

DRAWING TITLE
PAVING & FURNISHING DETAILS

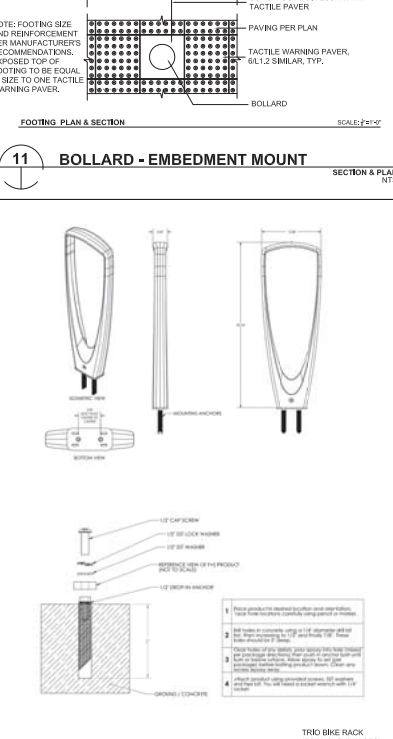
SCALE
PROJECT NUMBER 31891.000
DRAWING NUMBER **L1.2**



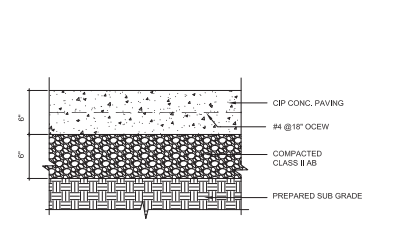
15 DIRECTIONAL MONUMENT SIGN
ELEVATION



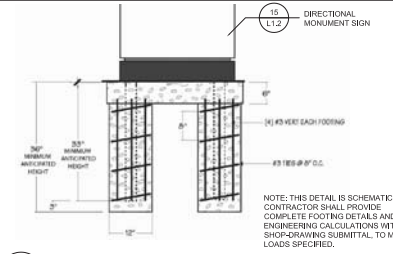
11 BOLLARD - EMBEDMENT MOUNT
SECTION & PLAN NTS



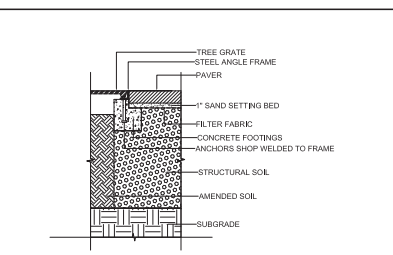
12 BIKE RACK
PLAN & SECTION



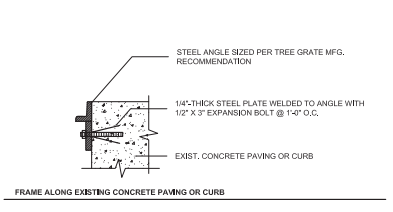
13 CIP CONC. CROSSWALK
SECTION



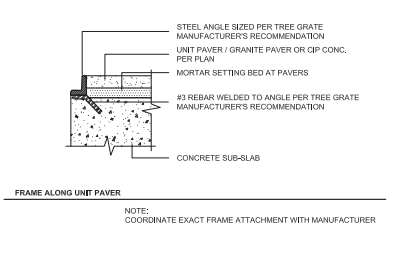
14 DIRECTIONAL MONUMENT SIGN FOOTING
SECTION



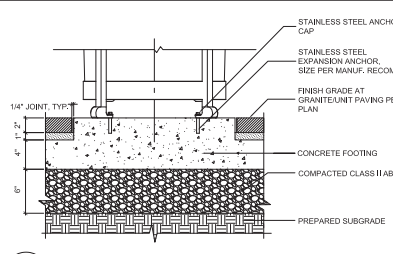
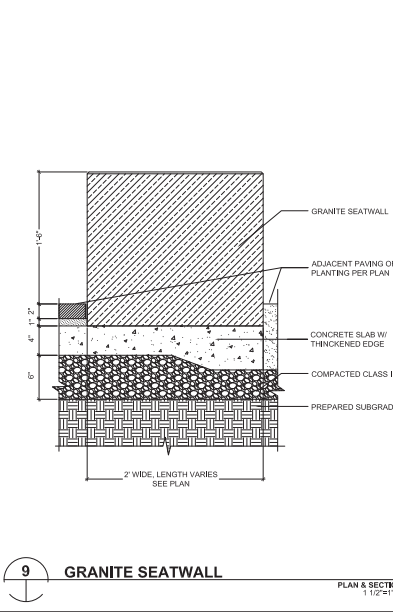
7 TREE GRATE AT PERMEABLE PAVING
SECTION



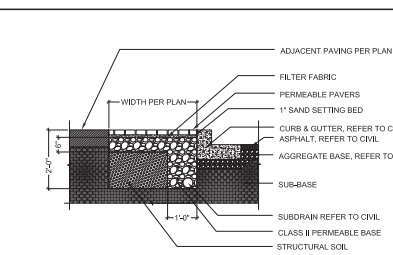
8 TREE GRATE FRAME INSTALLATION
SECTION



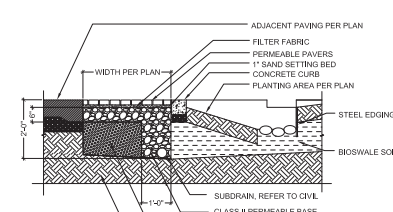
9 GRANITE SEATWALL
PLAN & SECTION



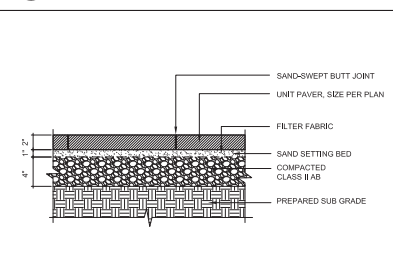
10 TRASH RECEPTACLE SURFACE MOUNT
SECTION



1 PERMEABLE PAVING AT CURB
SECTION



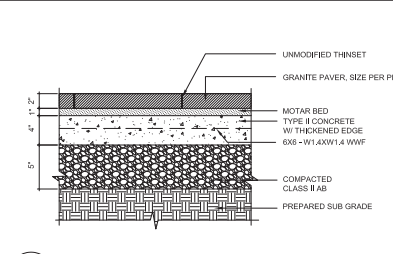

2 PERMEABLE PAVING AT PLANTING AREA
SECTION



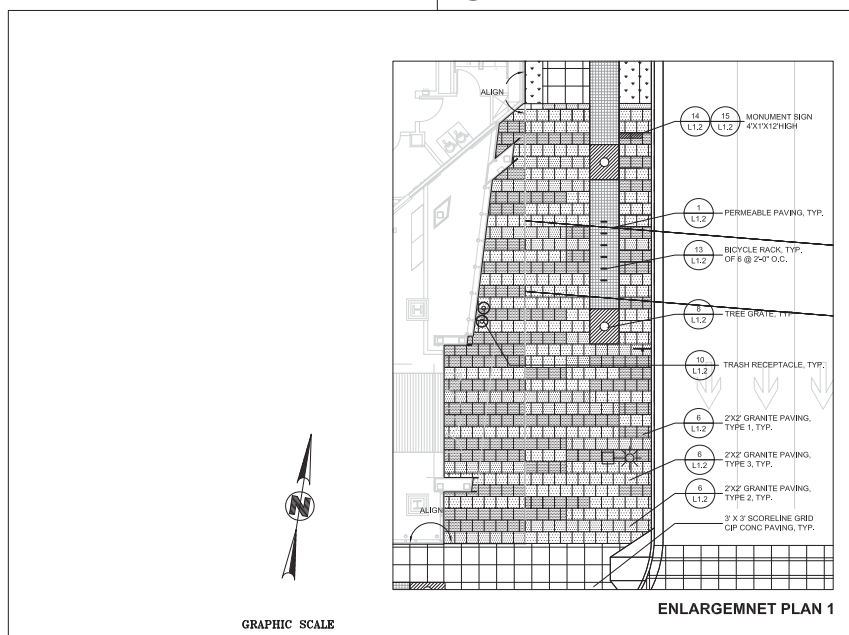
3 UNIT PAVER AT SIDEWALK
SECTION



4 LEFT BLANK INTENTIONALLY
SECTION



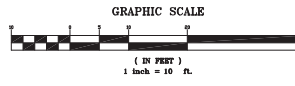
6 GRANITE PAVER
SECTION



16 ENLARGEMENT PLAN
PLAN

PAVEMENT SCHEDULE

SYMBOL	MATERIAL & THICKNESS	DESCRIPTION	FINISH	FRICTION COEFFICIENT
[Symbol]	GRANITE PAVING, TYPE 1	ENTRANCE PLAZA, VAN NESS CORRIDOR, SIDEWALK & VEHICULAR ACCESS AREA	FLAME	0.70 - 0.80
[Symbol]	GRANITE PAVING, TYPE 2	ENTRANCE PLAZA, VAN NESS CORRIDOR, VEHICULAR ACCESS AREA	SANDBLAST	0.70 - 0.80
[Symbol]	GRANITE PAVING, TYPE 3	ENTRANCE PLAZA, VAN NESS CORRIDOR	HYDRO	0.70 - 0.80
[Symbol]	PERMEABLE PAVING	SIDEWALK	LIGHT SANDBLAST	0.84
[Symbol]	3' X 3' SCORELINE GRID, CIP CONC. PAVING	SIDEWALK	LIGHT SANDBLAST	0.84




CATHEDRAL HILL HOSPITAL

ARCHITECT
SMITHGROUP
 architecture engineering interiors planning
 301 Battery Street, 7th Floor
 San Francisco, CA 94111
 T 415.227.0100
 F 415.308.0862
 www.smithgroup.com

CIVIL ENGINEER
BKF
 ENGINEERING / SURVEYING / PLANNING
 1546 N. California Blvd., Suite 400
 Walnut Creek, CA 94596
 925.940.2200

LANDSCAPE ARCHITECT
Wallace Roberts & Todd, Inc.
 444 Townsend Street, Suite 4
 San Francisco, CA 94107
 415.575.4722



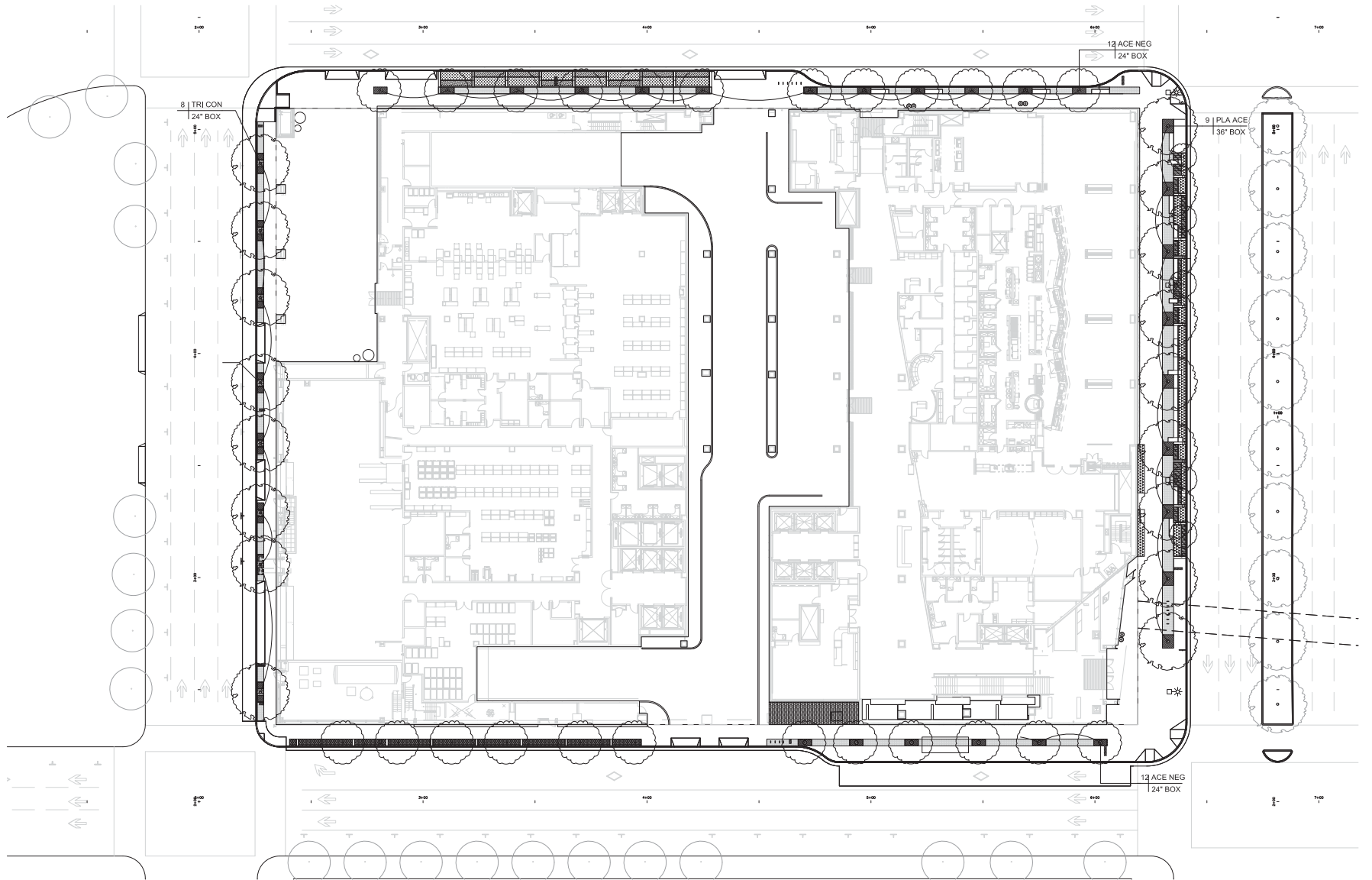
STREET IMPROVEMENT PERMIT SUBMITTAL

ISSUE	REV	DATE
100% DD		08/23/2010
PERMIT SET		07/15/2011
PERMIT SET	1	01/11/2012
PERMIT SET	2	02/17/2012

FOR PERMIT APPROVAL
 NOT FOR CONSTRUCTION

DRAWING TITLE
PLANTING PLAN & DETAILS

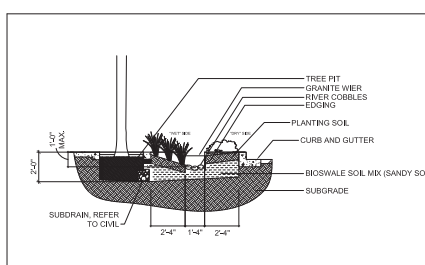
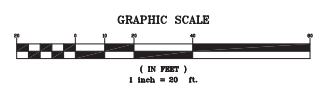
SCALE AS SHOWN
 PROJECT NUMBER 31891.000
 DRAWING NUMBER **L2.0**



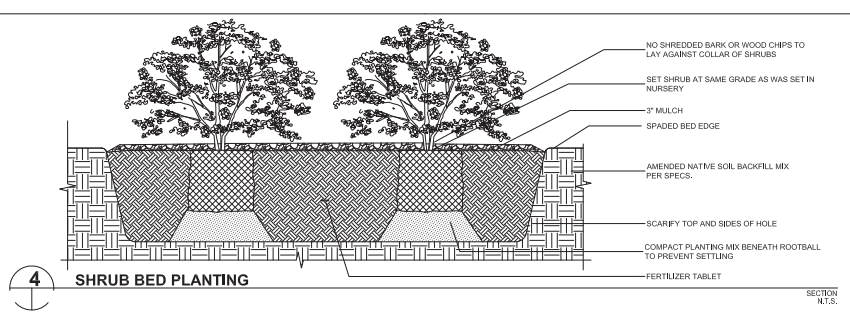
- PLANTING NOTES**
- CONTRACTOR SHALL BE RESPONSIBLE FOR MAKING HIMSELF FAMILIAR WITH ALL UNDERGROUND UTILITIES, PIPES AND STRUCTURES. CONTRACTOR SHALL TAKE SOLE RESPONSIBILITY FOR ANY COST INCURRED DUE TO DAMAGE OF SAID UTILITIES.
 - CONTRACTOR SHALL NOT WILLFULLY PROCEED WITH CONSTRUCTION AS DESIGNED WHEN IT IS OBVIOUS THAT UNKNOWN OBSTRUCTIONS AND/OR GRADE DIFFERENCES EXIST THAT MAY NOT HAVE BEEN KNOWN DURING DESIGN. SUCH CONDITIONS SHALL BE IMMEDIATELY BROUGHT TO THE ATTENTION OF THE AUTHORIZED CITY ENGINEER. THE CONTRACTOR SHALL ASSUME FULL RESPONSIBILITY FOR ALL NECESSARY REVISIONS DUE TO FAILURE TO GIVE SUCH NOTIFICATION.
 - CONTRACTOR SHALL BE RESPONSIBLE FOR ANY COORDINATION WITH SUBCONTRACTORS AS REQUIRED TO ACCOMPLISH PLANTING OPERATIONS.
 - SEE SPECIFICATIONS FOR PLANTING REQUIREMENTS, MATERIALS, EXECUTION, AND MAINTENANCE.
 - SEE DETAILS AND SPECIFICATIONS FOR PLANTING STAKING METHOD AND BACKFILL REQUIREMENTS.
 - IF CONFLICTS ARISE BETWEEN SIZE OF AREAS AND PLANS, CONTRACTOR SHALL CONTACT CITY ENGINEER FOR RESOLUTION. FAILURE TO MAKE SUCH CONFLICTS KNOWN WILL RESULT IN CONTRACTOR'S LIABILITY FOR MATERIALS RELOCATION.
 - GROUNDCOVERS SHALL BE SPACED PER DETAILS.
 - ALL WORK TO BE PERFORMED BY LICENSED (IC27) CONTRACTORS AND EXPERIENCED WORKERS, BY CONSTRUCTION MANAGER PRIOR TO PLANTING.
 - THE CONTRACTOR IS RESPONSIBLE FOR THE PROTECTION OF ALL EXISTING TREES AND LANDSCAPING THAT IS DESIGNATED TO REMAIN. THE CONTRACTOR SHALL PROVIDE TEMPORARY FENCING, BARRICADES OR OTHER SUITABLE GUARDS OUTSIDE DRIP LINE (OUTER PERIMETER OF BRANCHES) TO PROTECT FROM DAMAGE TREES AND OTHER PLANTS THAT ARE TO REMAIN. DO NOT STORE CONSTRUCTION MATERIALS WITHIN DRIP LINES OF TREES TO REMAIN. DO NOT PERMIT VEHICLES WITHIN DRIP LINE. RESTRICT FOOT TRAFFIC WITHIN DRIP LINE TO AVOID EXCESSIVE SOIL COMPACTION. ALL BARRICADES AND PROTECTIVE FENCING SHALL BE PUT IN PLACE PRIOR TO COMMENCEMENT OF ANY OTHER CONSTRUCTION ACTIVITY.
 - INDICATES PLANT SPECIES
 INDICATES PLANT QUANTITY
 INDICATES SIZE OR SQUARE FOOTAGE/ SIZE

PLANTS LEGEND

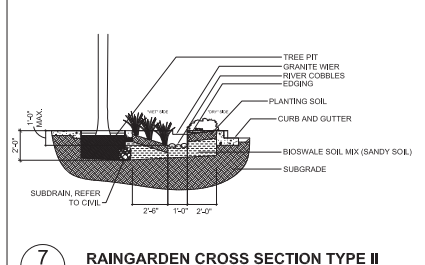
SYMBOL	BOTANICAL NAME	COMMON NAME	SIZE / SPACING
TREE			
ACE NEG	ACER NEGUNDO	BOX ELDER	AS NOTED
TRI CON	TRISTANA CONFERTA	BRISBANE BOX	AS NOTED
PLA ACE	PLATANUS ACERIFOLIA 'COLOMBA'	LONDON PLANE TREE	AS NOTED
CER CAN	CERSIS CANADENSIS	EASTERN REDBUD	AS NOTED
SHRUBS AND GROUNDCOVERS			
DRY SHADY	Berberis thunbergii	JAPANESE BARBERRY	5 GAL / 24" O.C.
	Atropurpurea nana	CREeping MANIONA	5 GAL / 24" O.C.
	Symphoricarpos albus	COMMON SNOWBERRY	1 GAL / 18" O.C.
WET SHADY	Juncus effusus	COMMON RUSH	1 GAL / 18" O.C.
	Lemnus arenarius 'GLAUCUS'	BLUE WILD RYE	1 GAL / 24" O.C.
	Polystichum munitum	SWORD FERN	1 GAL / 30" O.C.
DRY / SEASONAL GARDEN	Tradescantia virginiana	VIRGINIA SPIDERWORT	1 GAL / 30" O.C.
	Achillea 'SUMMERVINE'	YARROW	1 GAL / 18" O.C.
	Ceanothus 'GRISBUS VAR. HORIZONTALIS 'YANKEE POINT'	CARAMEL CEANOTHUS	5 GAL / 24" O.C.
WET / SEASONAL GARDEN	Iris 'COPPER'	PACIFIC COAST IRIS	1 GAL / 24" O.C.
	Euphorbia dulcis 'CHAMELEON'	EUPHORBIA	1 GAL / 18" O.C.
	Westringia fruticosa 'SMOKE'	COAST ROSEMARY	5 GAL / 24" O.C.
WET / SUNNY	Lobelia 'LORD OF THE RAIN'	LORD OF THE RAIN	1 GAL / 18" O.C.
	Lavandula x intermedia cv. 'PHORMIUM 'CREAM DELIGHT'	WHITE GROSS LAVENDER	5 GAL / 24" O.C.
	Phormium 'CREAM DELIGHT'	NEW ZEALAND FLAX	1 GAL / 30" O.C.
WET / SUNNY	Carex morrowii 'SILVER SCEPTER'	SILVER SCEPTER	1 GAL / 18" O.C.
	Leymus arenarius 'GLAUCUS'	BLUE WILD EYE	1 GAL / 12" O.C.
	Miscanthus sinensis 'ADAGIO'	ADAGIO / MODERN GRASS	1 GAL / 24" O.C.
WET / SUNNY	Cereus paraquaculis	CLUSTERED FIELD SEDGE	1 GAL / 12" O.C.
	Ribes Douglasiana	DOUGLAS IRIS	1 GAL / 24" O.C.
	Miscanthus sinensis 'ADAGIO'	SWORD FERN	1 GAL / 30" O.C.
DRY SUNNY	Tradescantia virginiana	VIRGINIA SPIDERWORT	1 GAL / 24" O.C.
	Aeonium arborescens	ARBOREUM	1 GAL / 12" O.C.
	Agave attenuata	FOX TAIL AGAVE	1 GAL / 30" O.C.
WINDY	Agave victoria-reginae	QUEEN VICTORIA AGAVE	1 GAL / 24" O.C.
	Angicostanthos 'ORANGE CROSS'	KANGAROO PAW	1 GAL / 24" O.C.
	Euphorbia x martinii	EUPHORBIA 'MARTINII'	1 GAL / 24" O.C.
	Santolina chamaecyparissus	LEVENDER COTTON	1 GAL / 18" O.C.
	Acorus gramineus 'OGON'	SWEET FLAG	1 GAL / 6" O.C.



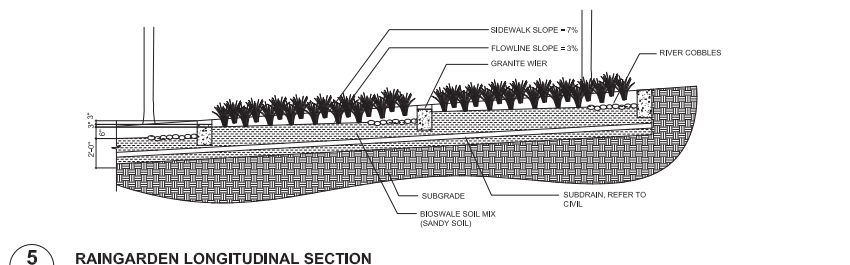
6 RAINGARDEN CROSS SECTION TYPE I



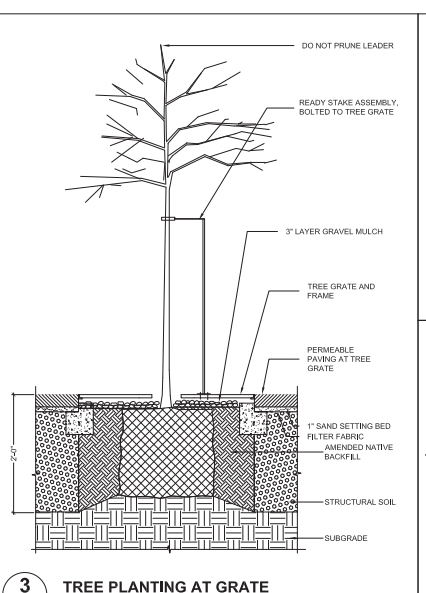
4 SHRUB BED PLANTING



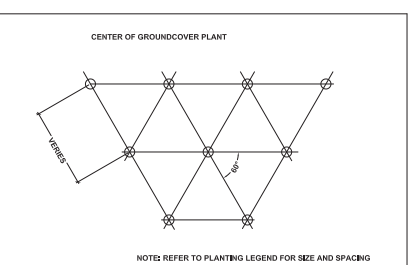
7 RAINGARDEN CROSS SECTION TYPE II



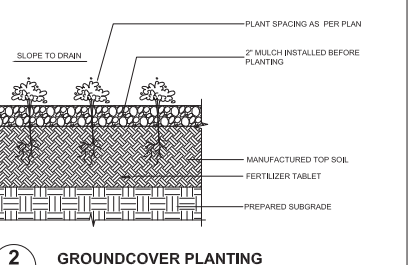
5 RAINGARDEN LONGITUDINAL SECTION



3 TREE PLANTING AT GRATE & PERMEABLE PAVING



1 GROUNDCOVER PLANTING



2 GROUNDCOVER PLANTING

DIST	COUNTY	ROUTE	POST MILES TOTAL PROJECT	SHEET No.	TOTAL SHEETS
04	SFO	101	5.6	3	27

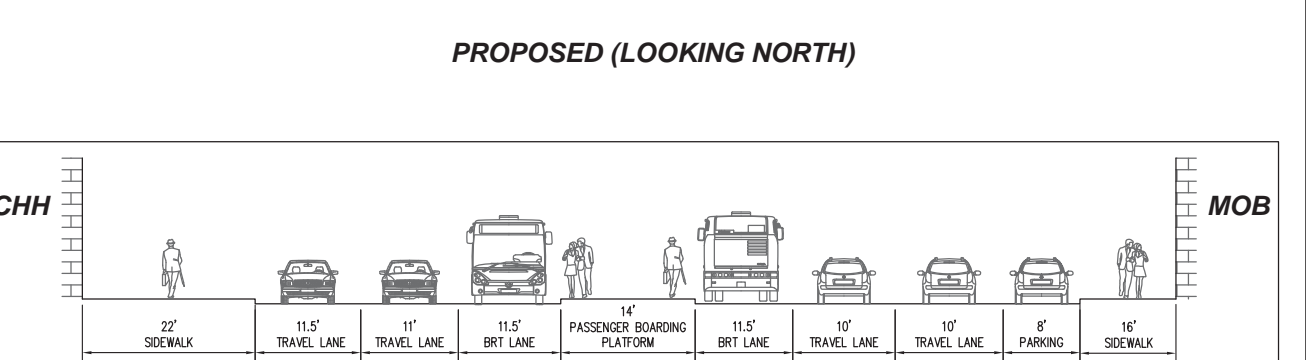
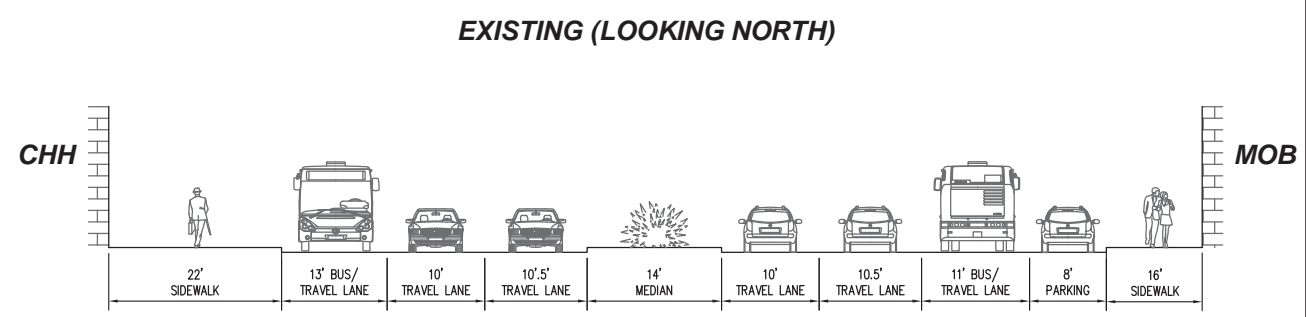
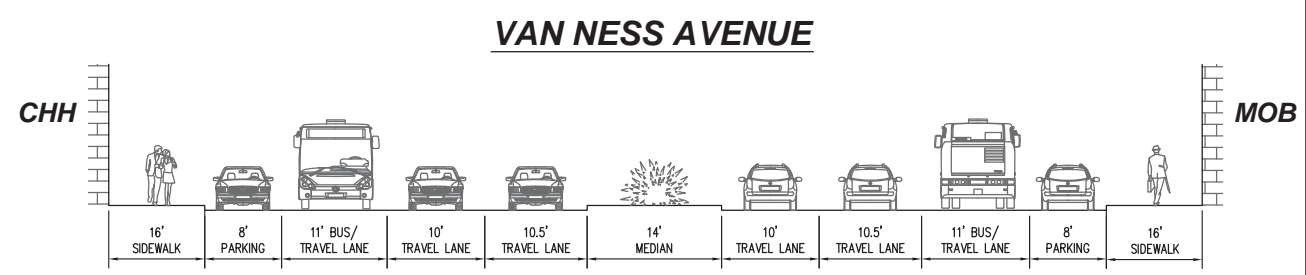
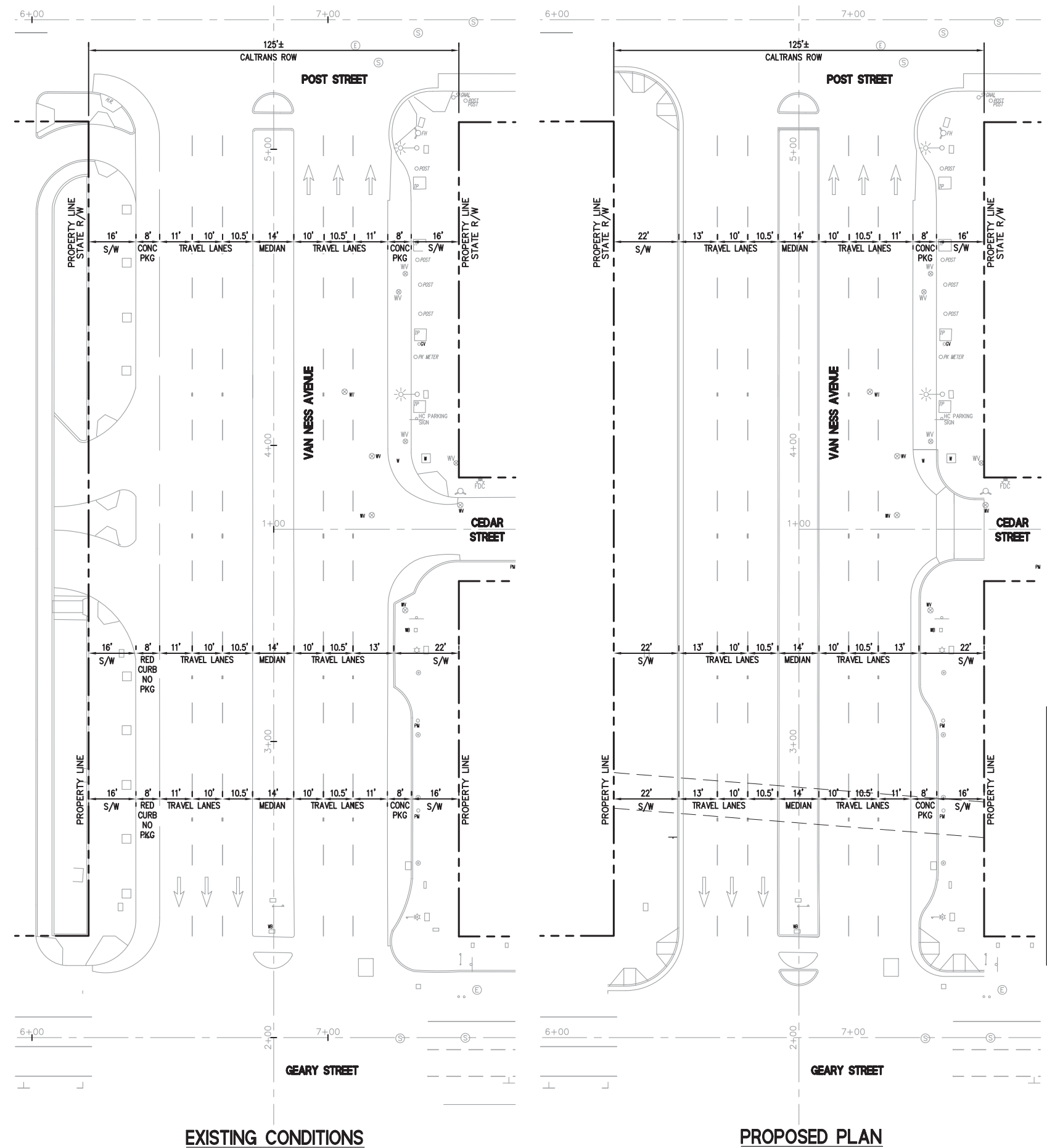
REGISTERED CIVIL ENGINEER _____ DATE _____
 PLANS APPROVAL DATE _____
 THE STATE OF CALIFORNIA OR ITS OFFICERS OR AGENTS SHALL NOT BE RESPONSIBLE FOR THE ACCURACY OR COMPLETENESS OF SCANNED COPIES OF THIS PLAN SHEET.



BKF ENGINEERS
 1646 N.CALIFORNIA BLVD, STE 400
 WALNUT CREEK, CA. 94596

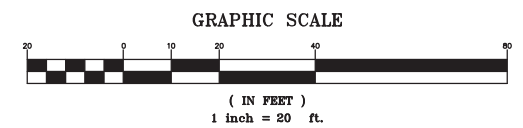
CALIFORNIA PACIFIC MEDICAL CENTER
 P.O. BOX 7999
 SAN FRANCISCO, CA. 94120

STATE OF CALIFORNIA - DEPARTMENT OF TRANSPORTATION
 CONSULTANT FUNCTIONAL SUPERVISOR: ROBERT C. STEVENS
 CALCULATED BY: MM, DESIGNED BY: DU, CHECKED BY: DU, REVISIONS BY: MM, DATE REVISIONS: DU



NOTE:
 1. THE PROPOSED LANE CONFIGURATION AND CURB ALIGNMENT ARE CONSISTENT WITH THE FUTURE BRT IMPROVEMENTS.
 2. THE LANE WIDTHS SHOW ABOVE ARE APPROXIMATE AND DO NOT REFLECT THE FINAL LANE WIDTH CONFIGURATION.

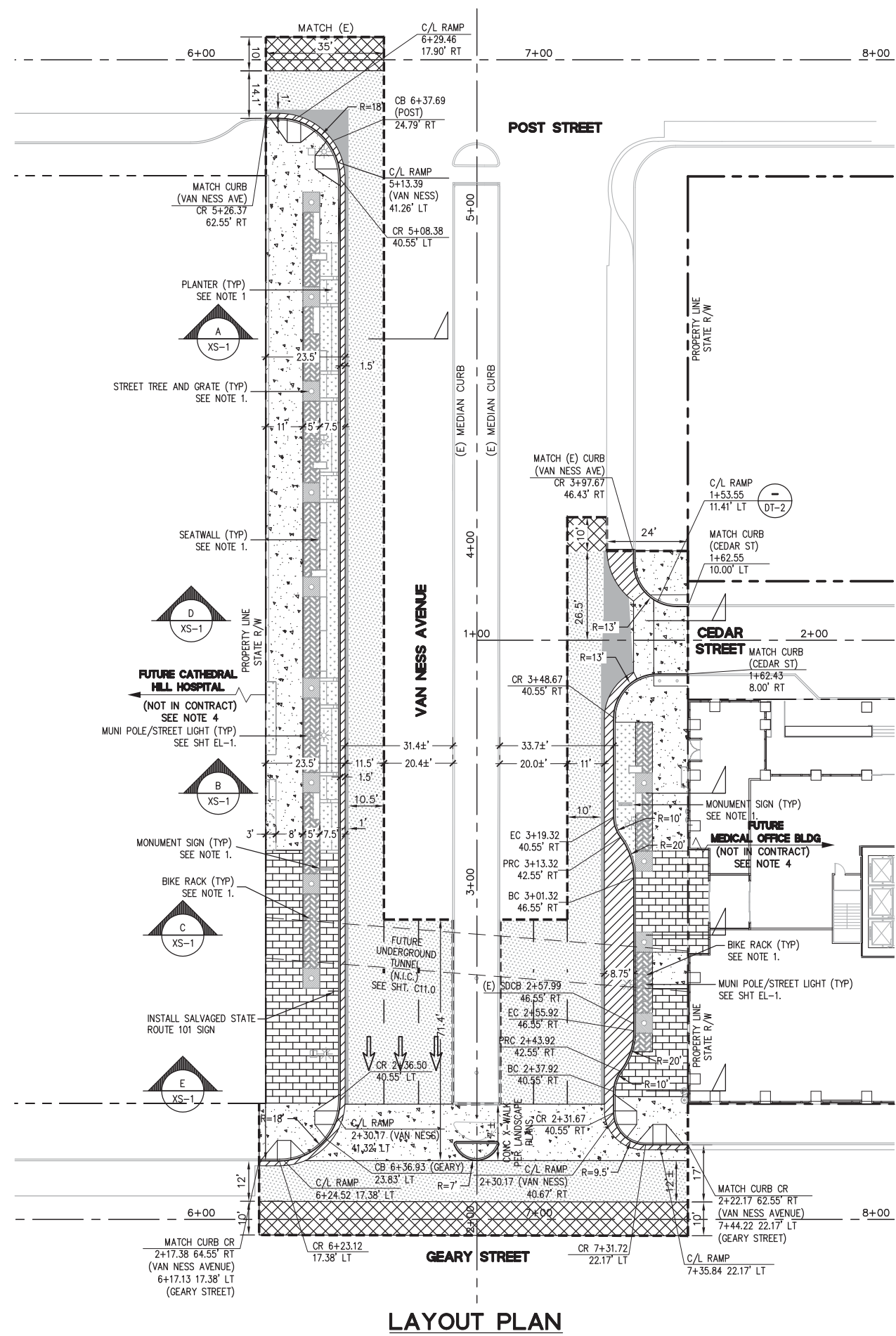
PROPOSED BRT ALTERNATIVE 5: CENTER-CENTER (LOOKING NORTH)



EXISTING & PROPOSED OVERVIEW PLAN
 SCALE 1"=20'
 EP-1

Dist	COUNTY	ROUTE	POST MILES TOTAL PROJECT	SHEET No.	TOTAL SHEETS
04	SFO	101	5.6	5	27

REGISTERED CIVIL ENGINEER: ROBERT C. STEVENS
 No. C 058660
 Exp. 12.31.2012
 PLANS APPROVAL DATE: _____
 THE STATE OF CALIFORNIA OR ITS OFFICERS OR AGENTS SHALL NOT BE RESPONSIBLE FOR THE ACCURACY OR COMPLETENESS OF SCANNED COPIES OF THIS PLAN SHEET.
 BKF ENGINEERS: 1646 N. CALIFORNIA BLVD, STE 400, WALNUT CREEK, CA. 94596
 CALIFORNIA PACIFIC MEDICAL CENTER: P.O. BOX 7999, SAN FRANCISCO, CA. 94120



LAYOUT PLAN LEGEND

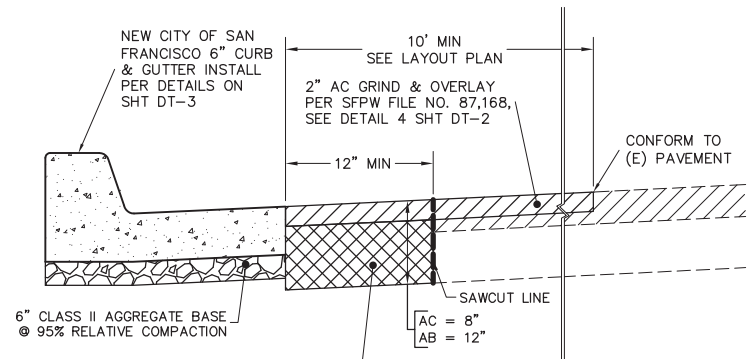
- PCC PAVING, 4" PCC/4" AB. SEE NOTE 2
- GRANITE PAVING. REFER TO LANDSCAPE PLANS FOR DETAILS.
- STANDARD CURB AND GUTTER PER SFPW STANDARD DETAIL SEE DETAIL 1 SHT DT-3
- AC PLUG. CONTRACTOR TO MATCH FULL DEPTH OF EXISTING STREET
- GRIND AND OVERLAY (2" MIN) TO LIMIT OF WORK PER SFPW STANDARD DETAIL
- WEDGE SHAPE COLD PLANNING CONFORM PER SFPW STANDARD DETAIL, SEE DETAIL 4 SHT DT-2
- PERMEABLE PAVERS. REFER TO LANDSCAPE PLANS FOR DETAILS.
- UNIT PAVING. REFER TO LANDSCAPE PLANS FOR DETAILS.
- LANDSCAPE. REFER TO LANDSCAPE PLANS FOR DETAILS.
- CURB & GUTTER, PER SFPW STANDARD DETAILS, SEE DETAILS ON SHT DT-3
- LIMIT OF WORK
- (N) MUNI POLE/STREET LIGHT SEE SHT EL-1
- CURB RAMP PER SFPW STANDARD DETAILS, SEE DETAILS ON SHT DT-2. ALSO, SEE SHT CR-1 FOR ADDITIONAL GRADING INFORMATION

NOTE

1. REFER TO LANDSCAPE PLANS FOR TREE, SITE FURNISHINGS, AND OTHER SITE ELEMENTS DETAILS.
2. REFER TO LANDSCAPE PLANS FOR PAVEMENT FINISH, PAVER INFORMATION, AND SCORE PATTERN.
3. ALL UTILITIES WITHIN LIMIT OF WORK SHALL BE ADJUSTED TO NEW GRADE UNLESS OTHERWISE NOTED.
4. MEDICAL OFFICE BUILDING AND CATHEDRAL HILL HOSPITAL WILL BE CONSTRUCTED AS PART OF THE FUTURE IMPROVEMENT PROJECTS.

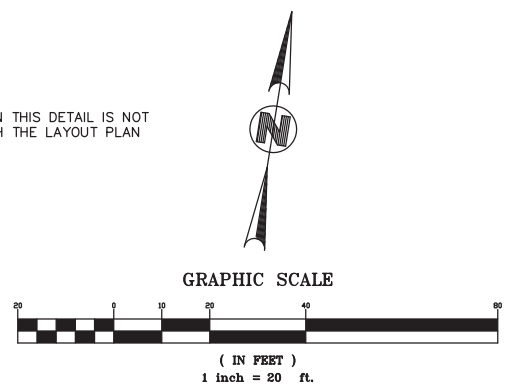
ABBREVIATIONS

AB	AGGREGATE BASE
AC	ASPHALT CONCRETE
BC	BEGINNING OF CURVE
CB	CATCH BASIN
C/L	CENTER LINE
CR	CURB RETURN
DT	DETAIL
(E)	EXISTING
EC	END OF CURVE
LT	LEFT
MIN	MINIMUM
NIC	NOT IN CONTRACT
PCC	PORTLAND CEMENT CONCRETE
PRC	POINT OF REVERSE CURVATURE
R	RADIUS
RT	RIGHT
SFPW	SAN FRANCISCO PUBLIC WORKS
SHT	SHEET
TYP	TYPICAL



PLACE ASPHALT PLUG AT LIP OF GUTTER TO MATCH FULL DEPTH OF EXISTING STRUCTURAL SECTION, TOP 2" OF EXISTING PAVEMENT SURFACE SHALL BE PLACED DURING FINAL GRIND & OVERLAY.

NOTE: HATCHING SHOWN IN THIS DETAIL IS NOT INTENDED TO MATCH THE LAYOUT PLAN LEGEND (THIS SHT).



LAYOUT AND PAVING PLAN
SCALE 1"=20'
LP-1

DIST	COUNTY	ROUTE	POST MILES TOTAL PROJECT	SHEET No.	TOTAL SHEETS
04	SFO	101	5.6	10	27

REGISTERED CIVIL ENGINEER DATE _____
 PLANS APPROVAL DATE _____
 THE STATE OF CALIFORNIA OR ITS OFFICERS OR AGENTS SHALL NOT BE RESPONSIBLE FOR THE ACCURACY OR COMPLETENESS OF SCANNED COPIES OF THIS PLAN SHEET.

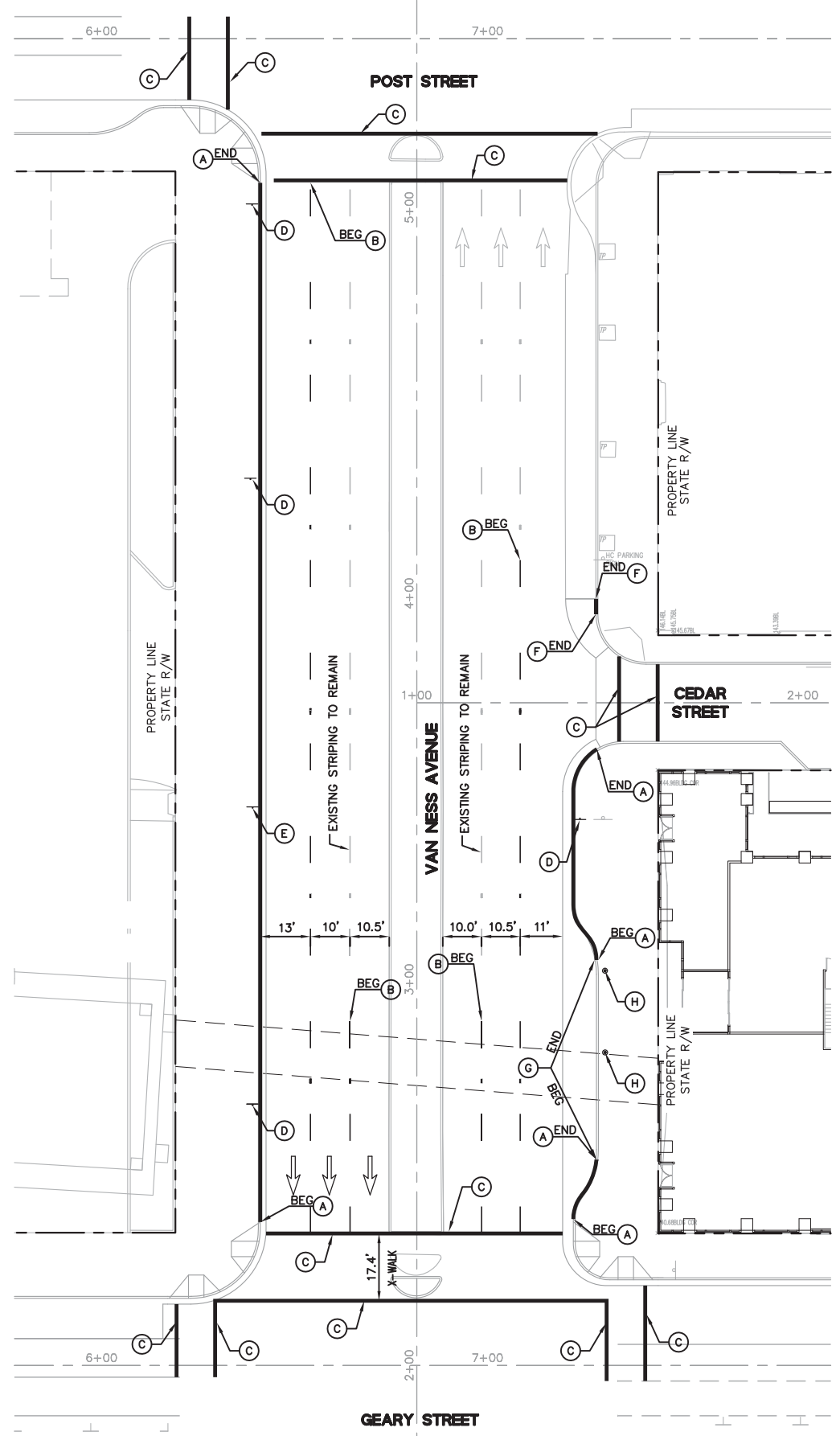


BKF ENGINEERS
 1646 N.CALIFORNIA BLVD, STE 400
 WALNUT CREEK, CA. 94596

CALIFORNIA PACIFIC MEDICAL CENTER
 P.O. BOX 7999
 SAN FRANCISCO, CA. 94120

REVISION	DATE	BY	REASON

STATE OF CALIFORNIA - DEPARTMENT OF TRANSPORTATION
 CONSULTANT FUNCTIONAL SUPERVISOR
 ROBERT C. STEVENS

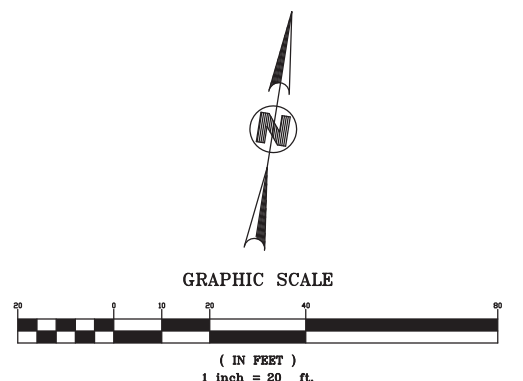


STRIPING AND SIGNAGE LEGEND

- (A) PAINT RED CURB
 - (B) 4" WHITE THERMOPLASTIC STRIPE PER 2006 STANDARD CALTRANS PLAN A20A DETAIL 9.
 - (C) 12" WHITE THERMOPLASTIC STRIPE PER 2006 STANDARD CALTRANS PLAN A24E CROSSWALK DETAIL.
 - (D) INSTALL "NO PARKING" SIGN PER (CA)MUTCD STANDARDS & CITY OF SAN FRANCISCO STANDARDS, COORDINATE WITH CITY OF SAN FRANCISCO MTA
 - (E) INSTALL STATE ROUTE 101 SIGN, COORDINATE WITH CALTRANS
 - (F) PAINT BLUE CURB
 - (G) PAINT YELLOW CURB
 - (H) INSTALL PARKING METER 2' AWAY FROM FACE OF CURB
- ← ROADWAY STRIPING
 TYPE I ARROW (18'-0") PER CALTRANS STANDARD PLAN A24A

STRIPING AND SIGNAGE NOTES

1. INSTALL NEW STRIPING IN KIND WITH EXISTING STRIPING AND MAINTAIN SPACING AND PATTERN REQUIREMENTS PER CALTRANS STANDARD PLANS, MAY 2006.



STRIPING PLAN
 SCALE 1"=20'
ST-1

Dist	COUNTY	ROUTE	POST MILES TOTAL PROJECT	SHEET No.	TOTAL SHEETS
04	SFO	101	5.6		27

REGISTERED LANDSCAPE ARCHITECT DATE

PLANS APPROVAL DATE

THE STATE OF CALIFORNIA OR ITS OFFICERS OR AGENTS SHALL NOT BE RESPONSIBLE FOR THE ACCURACY OR COMPLETENESS OF SCANNED COPIES OF THIS PLAN SHEET.

BKF ENGINEERS
1646 N.CALIFORNIA BLVD, STE 400
WALNUT CREEK, CA. 94596

CALIFORNIA PACIFIC MEDICAL CENTER
P.O. BOX 7999
SAN FRANCISCO, CA. 94120

LAYOUT NOTES

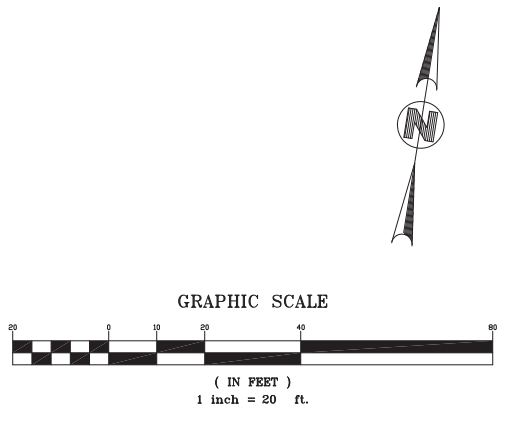
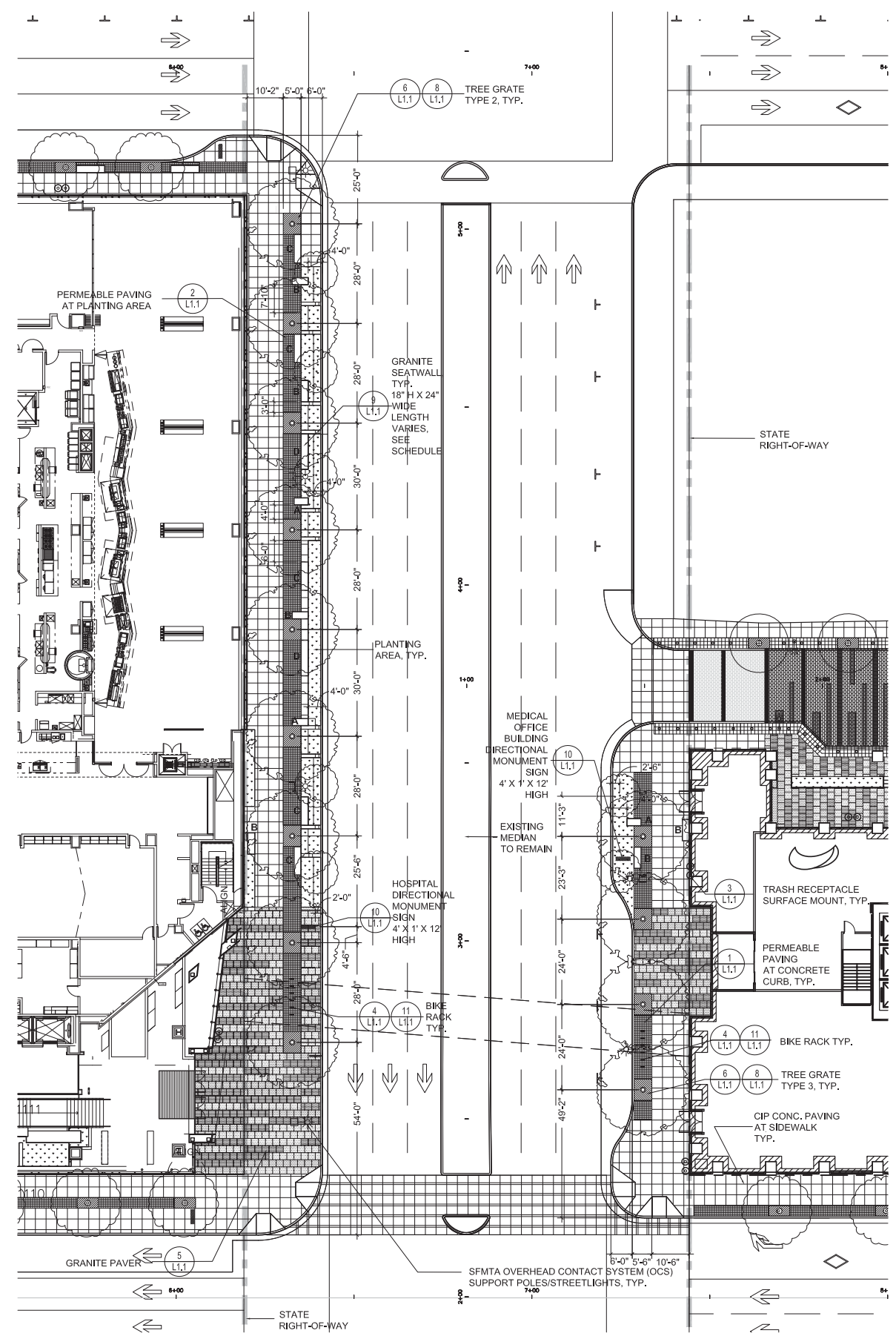
1. LOCATE EXPANSION JOINTS IN SIDEWALK AT INTERVAL CLOSEST TO 30' BUT NO MORE THAN 30 FEET APART. PLACE EXPANSION JOINTS AT THOSE INTERVALS IN LIEU OF SCORE LINES SHOWN ON PLAN.
2. ELIMINATE SCORE LINES THAT WOULD OCCUR TWO INCHES OR LESS FROM AN EXISTING WALL OR THE LIMIT OF WORK.
3. THE CONTRACTOR SHALL BE RESPONSIBLE FOR THE VERIFICATION OF THE LOCATIONS OF ALL UTILITIES IN THE FIELD. LOCATIONS SHOWN ON THE PLAN ARE APPROXIMATE AND FOR GENERAL INFORMATION ONLY. THE CONTRACTOR SHALL NOTIFY UTILITY SERVICES AT LEAST 48 HOURS PRIOR TO ANY EXCAVATION ON THIS PROJECT.
4. ALL "LAYOUT" WORK SHALL BE APPROVED BY THE ENGINEER PRIOR TO THE START OF ANY EXCAVATION.
5. CONTRACTOR SHALL REPAIR AT HIS/HER OWN EXPENSE ANY DAMAGE, WHETHER INSIDE OR OUTSIDE OR OUTSIDE OF THE LIMIT OF WORK LINE, TO UTILITY SYSTEMS, SURFACE PAVEMENTS, FIXTURES OR STRUCTURES THAT ARE NOT SPECIFICALLY INDICATED TO BE REMOVED OR RELOCATED AS PART OF THE PROJECT CONSTRUCTION.
6. ALL DIMENSIONS AND ELEVATIONS ON THE DRAWINGS ARE IN FEET UNLESS OTHERWISE STATED.
7. THE CONTRACTOR SHALL EXERCISE PARTICULAR CARE WHILE WORKING IN THE VICINITY OF ACTIVE UTILITY AND DRAINAGE STRUCTURES. IN THE EVENT THAT ANY EXISTING STRUCTURES OR UTILITIES ARE DAMAGED AND THE SERVICES DISRUPTED, THE LINES SHALL BE IMMEDIATELY REPAIRED AND THE SERVICES RESTORED AS DIRECTED BY THE ENGINEER AT NO COST TO THE OWNER.

PAVEMENT SCHEDULE (OVERALL PLAN SHEET L1.0)

SYMBOL	MATERIAL	FINISH	FRICTION COEFFICIENT
	GRANITE PAVING, TYPE 1	FLAME	0.70-0.80
	GRANITE PAVING, TYPE 2	SANDBLAST	0.70-0.80
	GRANITE PAVING, TYPE 3	HYDRO	0.70-0.80
	PERMEABLE PAVING	LIGHT SANDBLAST	0.84
	CIP CONC. PAVING WITH SCORELINES AT 3' X 3'	LIGHT SANDBLAST	

GRANITE SEATWALL LENGTHS SCHEDULE

SYMBOL	LENGTH
A	4'-0"
B	6'-0"
C	8'-0"
D	10'-0"



STATE OF CALIFORNIA - DEPARTMENT OF TRANSPORTATION

CONSULTANT FUNCTIONAL SUPERVISOR ROBERT C. STEVENS

REVISOR MM DU

DATE 11/30/11

DATE REVISION



BORDER LAST REVISED 4/11/2008

RELATIVE BORDER SCALE IS IN INCHES

USERNAME => \$USER
DGN FILE => \$PROJECT

CU EA 102318

LAYOUT PLAN
L1.0

DATE PLOTTED => Feb. 23 2012
TIME PLOTTED => 8:11 am

x

x

x

x

x

REVISOR
11/30/11

REVISOR
DATE REVISED

DESIGNED BY
CHECKED BY

CONSULTANT SUPERVISOR
ROBERT C. STEVENS

STATE OF CALIFORNIA - DEPARTMENT OF TRANSPORTATION
CALTRANS

DIST	COUNTY	ROUTE	POST MILES TOTAL PROJECT	SHEET No.	TOTAL SHEETS
04	SFO	101	5.6		27

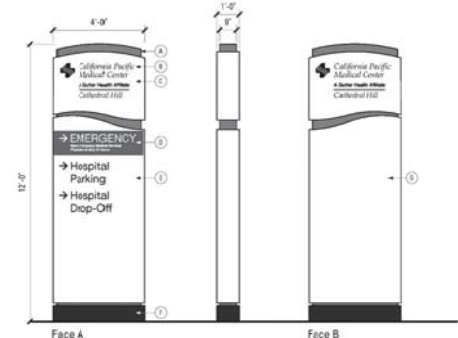
REGISTERED LANDSCAPE ARCHITECT DATE

PLANS APPROVAL DATE

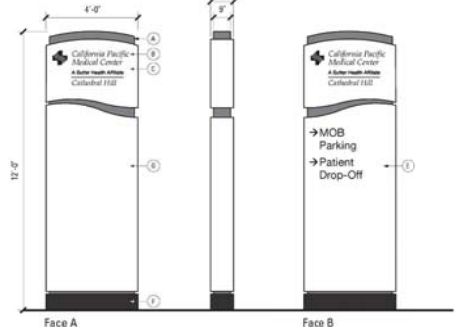
THE STATE OF CALIFORNIA OR ITS OFFICERS OR AGENTS SHALL NOT BE RESPONSIBLE FOR THE ACCURACY OR COMPLETENESS OF SCANNED COPIES OF THIS PLAN SHEET.

BKF ENGINEERS
1646 N. CALIFORNIA BLVD, STE 400
WALNUT CREEK, CA. 94596

CALIFORNIA MEDICAL CENTER
P.O. BOX 7999
SAN FRANCISCO, CA. 94120



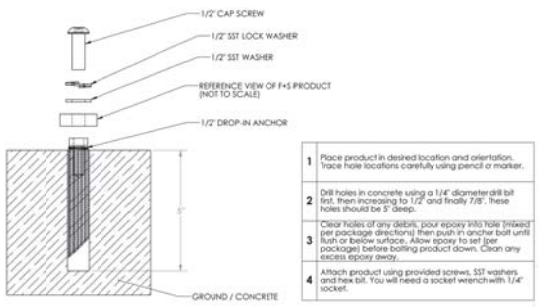
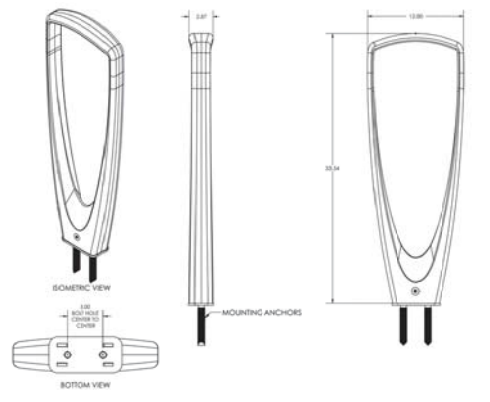
1 Van Ness Avenue Hospital Monument Sign: Sign Type ID022.3-CUS



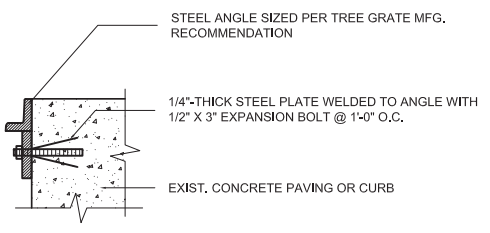
2 Van Ness Avenue Medical Office Building Monument Sign: Sign Type ID022.3-CUS

A. SIGN CORE: PAINTED TO MATCH COLOR P3 (SUTTER GRAY - PMS COOL GRAY 10).
 B. SIGN FACE: REMOVABLE 1/8" THICK ALUMINUM FACE ROUTED OUT FOR GRAPHICS. PAINTED TO MATCH COLOR P1 (PMS 540), 20% GLOSS.
 C. SUTTER LOGO/AFFILIATE NAME AND CAMPUS DESCRIPTION/ROUTE LINE: PUSH THROUGH ACRYLIC TO PROTRUDE 1/8" FROM SIGN FACE TO MATCH COLOR A2 (SUTTER WHITE ACRYLIC - 7228 MLK WHITE). TYPEFACE: PALATINO ITALIC AND HELVETICA NEUE ROMAN SS, 3" CAP HEIGHT.
 D. EMERGENCY PANEL: ACRYLIC PANEL INSET INTO REMOVABLE MESSAGE PANEL WITH OVERLAP STENCIL CUT VINYL TO MATCH COLOR V9 (SUTTER RED TRANSLUCENT - 3M 230-70). COPY TO SHOW THROUGH TO MATCH COLOR A2. TYPEFACE: HELVETICA NEUE ROMAN SS, 4" CAP HEIGHT.
 E. MESSAGE PANEL: REMOVABLE 1/8" THICK ALUMINUM PANEL, FACE ROUTED OUT FOR GRAPHICS AND ARROWS WITH PUSH THROUGH ACRYLIC LETTERS PROTRUDING 1/8" FROM SIGN FACE TO MATCH COLOR A2. PANEL PAINTED TO MATCH COLOR P1, 20% GLOSS. TYPEFACE: HELVETICA NEUE ROMAN SS, 4" CAP HEIGHT.
 F. FABRICATED STONE CLAD BASE COVER POURED IN PLACE CONCRETE FOUNDATION.
 G. THIS PANEL INTENTIONALLY LEFT BLANK.
 H. INTERNAL ILLUMINATION TO BE LED LIGHTSOURCE WITH 110/220 VOLT POWER SOURCE.
 NOTE: REFER TO DETAIL 7/L1.1 FOR FOOTING SCHEMATIC. CONCRETE FOOTING DESIGN AND ENGINEERING CALCULATIONS TO BE PROVIDED BY CONTRACTOR IN SHOP DRAWINGS TO WITHSTAND SPECIFIED LOADS.

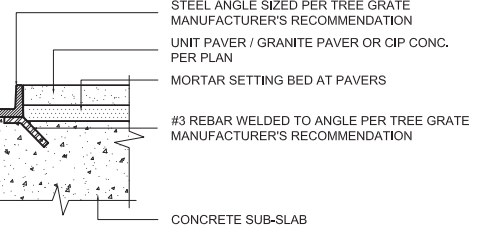
10 DIRECTIONAL MONUMENT SIGN ELEVATION



11 BIKE RACK PLAN & SECTION 1 1/2"=1'-0"



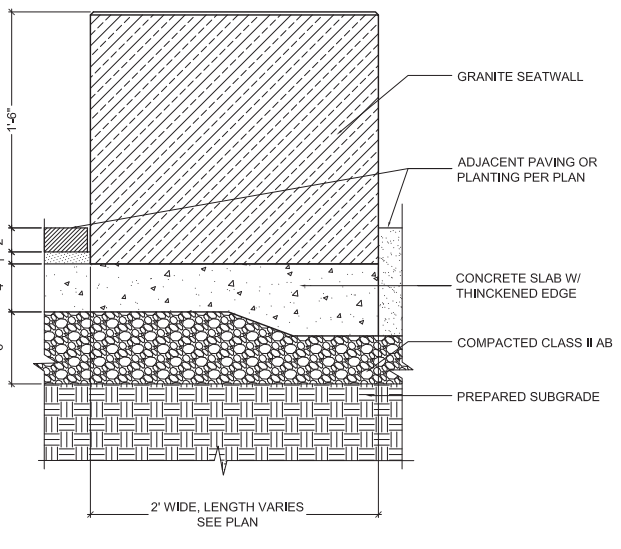
FRAME ALONG EXISTING CONCRETE PAVING OR CURB



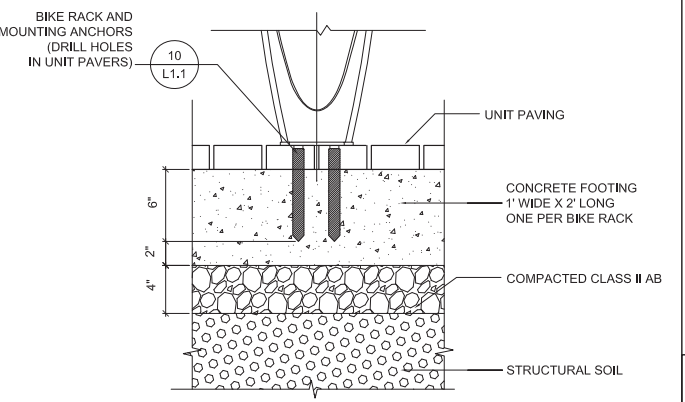
FRAME ALONG UNIT PAVER

NOTE: COORDINATE EXACT FRAME ATTACHMENT WITH MANUFACTURER

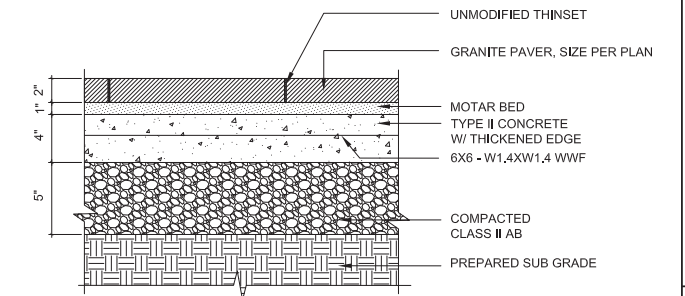
8 TREE GRATE FRAME INSTALLATION SECTION N.T.S.



9 GRANITE SEATWALL PLAN & SECTION 1 1/2"=1'-0"

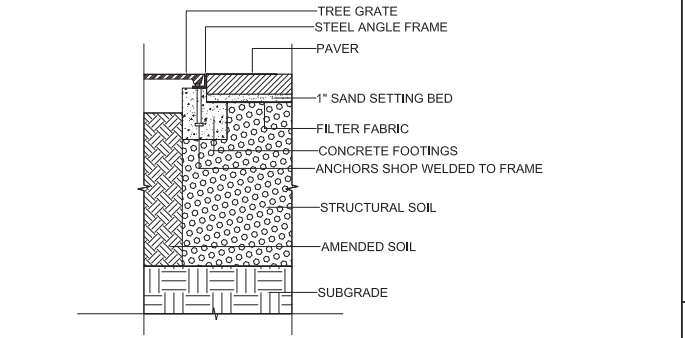


4 BIKE RACK SURFACE MOUNT SECTION 1/8"=1'-0"

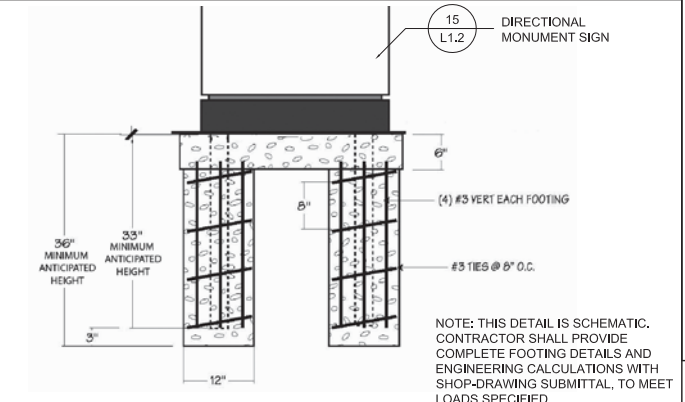


5 GRANITE PAVER SECTION 1/8"=1'-0"

NOTE: INSTALL TACTILE WARNING PAVERS SAME AS GRANITE PAVERS

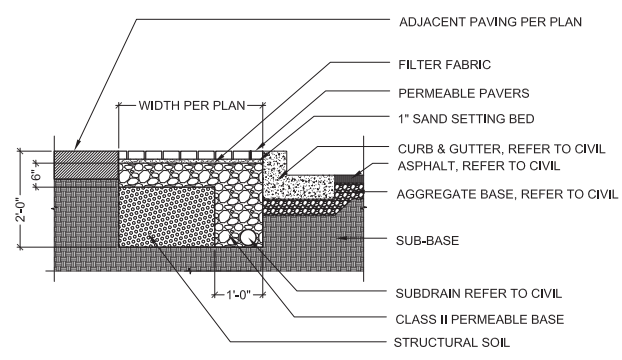


6 TREE GRATE AT PERMEABLE PAVING SECTION 1"=1'-0"

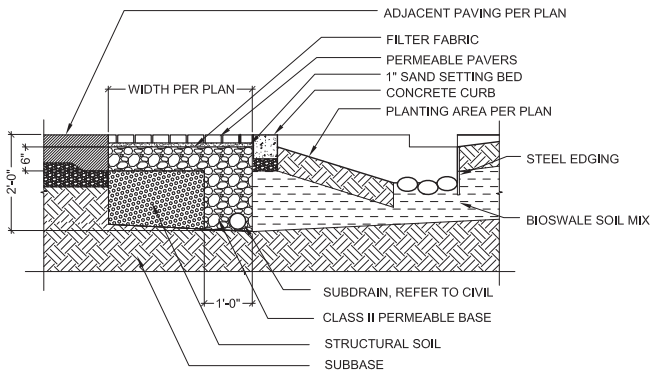


7 DIRECTIONAL MONUMENT SIGN FOOTING SECTION

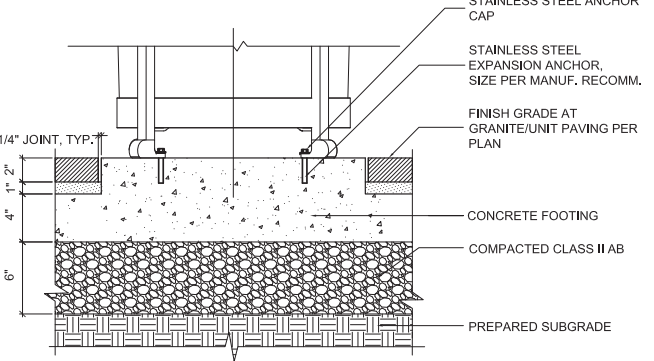
NOTE: THIS DETAIL IS SCHEMATIC. CONTRACTOR SHALL PROVIDE COMPLETE FOOTING DETAILS AND ENGINEERING CALCULATIONS WITH SHOP-DRAWING SUBMITTAL, TO MEET LOADS SPECIFIED.



1 PERMEABLE PAVING AT CURB SECTION 1/2"=1'-0"



2 PERMEABLE PAVING AT PLANTING AREA SECTION 2"=1'-0"



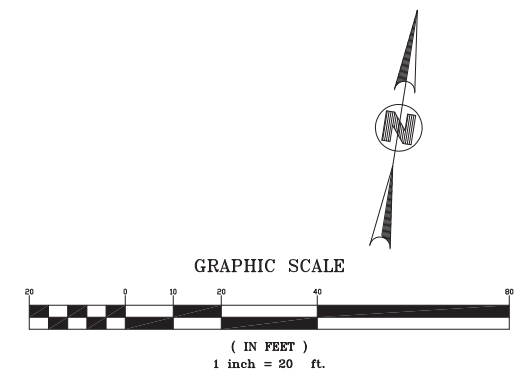
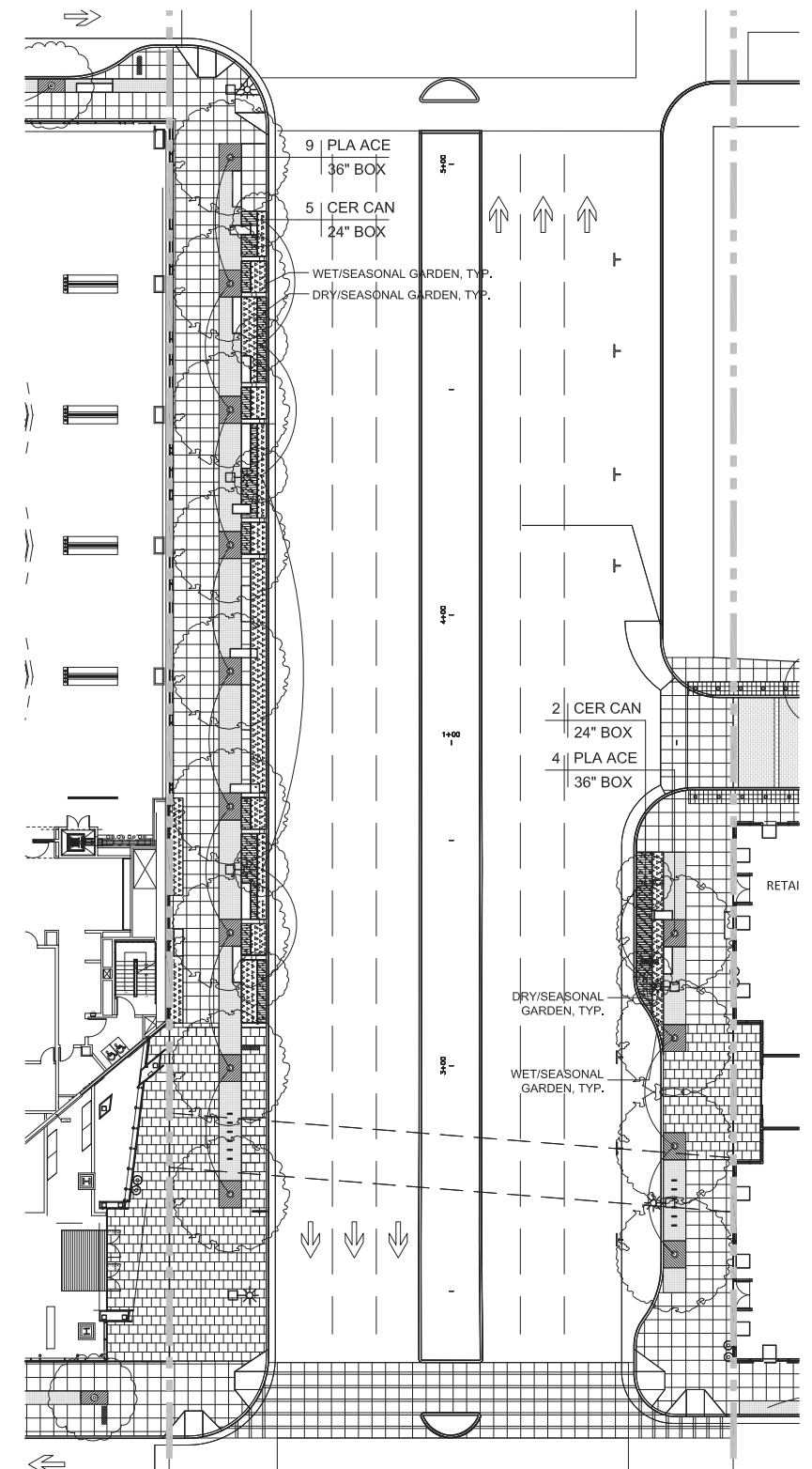
3 TRASH RECEPTACLE SURFACE MOUNT SECTION 1/8"=1'-0"

PAVING & FURNISHING DETAILS L1.1



USERNAME => \$USER
DGN FILE => \$REQUEST

CU EA 102318



PLANTING NOTES

- CONTRACTOR SHALL BE RESPONSIBLE FOR MAKING HIM/HER SELF FAMILIAR WITH ALL UNDERGROUND UTILITIES, PIPES AND STRUCTURES. CONTRACTOR SHALL TAKE SOLE RESPONSIBILITY FOR ANY COST INCURRED DUE TO DAMAGE OF SAID UTILITIES.
- CONTRACTOR SHALL NOT WILLFULLY PROCEED WITH CONSTRUCTION AS DESIGNED WHEN IT IS OBVIOUS THAT UNKNOWN OBSTRUCTIONS AND/OR GRADE DIFFERENCES EXIST THAT MAY NOT HAVE BEEN KNOWN DURING DESIGN. SUCH CONDITIONS SHALL BE IMMEDIATELY BROUGHT TO THE ATTENTION OF THE AUTHORIZED CITY ENGINEER, THE CONTRACTOR SHALL ASSUME FULL RESPONSIBILITY FOR ALL NECESSARY REVISIONS DUE TO FAILURE TO GIVE SUCH NOTIFICATION.
- CONTRACTOR SHALL BE RESPONSIBLE FOR ANY COORDINATION WITH SUBCONTRACTORS AS REQUIRED TO ACCOMPLISH PLANTING OPERATIONS.
- SEE SPECIFICATIONS FOR PLANTING REQUIREMENTS, MATERIALS, EXECUTION, AND MAINTENANCE.
- SEE DETAILS AND SPECIFICATIONS FOR PLANTING STAKING METHOD AND BACKFILL REQUIREMENTS.
- IF CONFLICTS ARISE BETWEEN SIZE OF AREAS AND PLANS, CONTRACTOR SHALL CONTACT ENGINEER FOR RESOLUTION. FAILURE TO MAKE SUCH CONFLICTS KNOWN WILL RESULT IN CONTRACTOR'S LIABILITY FOR MATERIALS RELOCATION.
- GROUNDCOVERS SHALL BE SPACED PER DETAILS.
- ALL WORK TO BE PERFORMED BY LICENSED (C27) CONTRACTORS AND EXPERIENCED WORKERS, BY CONSTRUCTION MANAGER PRIOR TO PLANTING.
- THE CONTRACTOR IS RESPONSIBLE FOR THE PROTECTION OF ALL EXISTING TREES AND LANDSCAPING THAT IS DESIGNATED TO REMAIN. THE CONTRACTOR SHALL PROVIDE TEMPORARY FENCING, BARRICADES OR OTHER SUITABLE GUARDS OUTSIDE DRIP LINE (OUTER PERIMETER OF BRANCHES) TO PROTECT FROM DAMAGE TREES AND OTHER PLANTS THAT ARE TO REMAIN. DO NOT STORE CONSTRUCTION MATERIALS WITHIN DRIP LINES OF TREES TO REMAIN. DO NOT PERMIT VEHICLES WITHIN DRIP LINE. RESTRICT FOOT TRAFFIC WITHIN DRIP LINE TO AVOID EXCESSIVE SOIL COMPACTION. ALL BARRICADES AND PROTECTIVE FENCING SHALL BE PUT IN PLACE PRIOR TO COMMENCEMENT OF ANY OTHER CONSTRUCTION ACTIVITY.
- INDICATES PLANT SPECIES _____
 INDICATES PLANT QUANTITY _____ 1Q ACE NEG
 INDICATES SIZE OR SQUARE FOOTAGE/ SIZE _____ 24" BOX

PLANTS LEGEND

SYMBOL	BOTANICAL NAME	COMMON NAME	SIZE / REMARKS
TREE			
PLA ACE	PLATANUS ACERIFOLIA 'COLOMBIA'	LONDON PLANE TREE	AS NOTED
CER CAN	CERSIS CANADENSIS	EASTERN REDBUD	AS NOTED
SHRUBS AND GROUNDCOVERS			
DRY / SEASONAL GARDEN	ACHILEA 'SUMMERVINE' CEANOTHUS GRISEUS VAR. 'YANKEE POINT' IRIS 'COPPER' EUPHORBIA DULCIS 'CHAMELEON' WESTRINGIA FRUTICOSA 'SMOKEY' LOROPETALUM 'PURPLE PIXIE' LAVANDULA X INERMEDIA CV. PHORMIUM 'CREAM DELIGHT'	YARRROW CAMEL CEANOTHUS PACIFIC COAST IRIS EUPHORBIA COASE ROSEMARY LOROPETALUM WHITE GROSSO LAVENDER NEW ZEALAND FLAX	SHRUBS: 5 GAL. GROUNDCOVERS & GRASSES: 1GAL.
WET / SEASONAL GARDEN	CARES MORROWLL 'SILVER SCEPTER' LEYMUS ARENARIUS 'GLAUCUS' MISCANTHUS SCIENSIS 'ADAGIO'	SILVER SCEPTER BLUE WILD EYE ADAGIO MAIDERN GRASS	

Dist	COUNTY	ROUTE	POST MILES TOTAL PROJECT	SHEET No.	TOTAL SHEETS
04	SFO	101	5.6		27

REGISTERED LANDSCAPE ARCHITECT DATE _____
 PLANS APPROVAL DATE _____

THE STATE OF CALIFORNIA OR ITS OFFICERS OR AGENTS SHALL NOT BE RESPONSIBLE FOR THE ACCURACY OR COMPLETENESS OF SCANNED COPIES OF THIS PLAN SHEET.

BKF ENGINEERS
 1646 N.CALIFORNIA BLVD, STE 400
 WALNUT CREEK, CA. 94596

CALIFORNIA PACIFIC MEDICAL CENTER
 P.O. BOX 7999
 SAN FRANCISCO, CA. 94120

PLANTING PLAN L2.0

