

# California Pacific Medical Center Rebuild Plan

*Informational hearing before the  
San Francisco Planning Commission  
May 12, 2011*







California



Pacific



Davies



St. Luke's










Patient Room



Nurses Station



Charting Station



Patient Room





- Complex 21<sup>st</sup> century hospital programs
- Committed to sustainable design
- Scaled and articulated to fit neighborhoods
- Set within inviting streetscapes
- Appropriate high-quality materials



## CPMC Davies – The Neurosciences Institute



- 49,000 square foot
- Clinical and medical office space
- Four stories
- Connected to existing hospital
- Improved public access









 Vehicular Access  
 Pedestrian Access











## CPMC St. Luke's – Replacement Hospital and Medical Office Building

- Full Service Hospital
- 80 beds
- 150,000 square foot
- 5 stories
- Multispecialty clinic and medical office building
- 120,000 square foot
- 5 stories
- 220 parking spaces below grade
- San Jose Avenue plaza



























## CPMC Hospital and Medical Office Building at Van Ness and Geary

- Full Service Hospital
- 555 beds
- 15 stories
- 513 parking spaces
- CPMC hub, local and regional
- Multispecialty clinic and medical office building
- 250,000 square foot
- 9 stories
- 540 parking spaces below grade
- Tunnel below Van Ness









# Hospital at Van Ness and Geary











*California Pacific Medical Center*  
A Sutter Health Affiliate

Hospital - View from Franklin and Post

29





# Medical Office Building at Van Ness and Geary









## Streetscape at Van Ness and Geary

















