

THE HUB PLAN - SITES IN PLAY

1 OAK

STATUS	EEA
HEIGHT	400/120
UNITS	258
- affordable	31 (12%)
PARKING	69
RETAIL	7,000sf

10 South Van Ness

STATUS	PPA
HEIGHT	400/120
UNITS	767
- affordable	0 (0%)
PARKING	275
RETAIL	20,400sf

1550 Market

STATUS	EEA
HEIGHT	120
UNITS	109
- affordable	13 (12%)
PARKING	28
RETAIL	4,560sf

1500 Mission

STATUS	EEA	
HEIGHT	250/85	320/120 (office)
UNITS	550	--
- affordable	110 (20%)	--
PARKING	275	89
RETAIL/OFFICE	45,900sf retail	462,800sf office

1601 Market

STATUS	EEA
HEIGHT	120
UNITS	584
- affordable	107 (18%)
PARKING	264
RETAIL	9,275sf






1601 Mission

STATUS	EEA
HEIGHT	120
UNITS	220
- affordable	26 (12%)
PARKING	106
RETAIL	9,900sf

1699 Market

STATUS	EEA
HEIGHT	85
UNITS	162
- affordable	19 (12%)
PARKING	97
RETAIL	3,937sf

LEGEND

-  MARKET-OCTAVIA AREA PLAN
-  MARKET/VAN NESS SUD
-  WESTERN SOMA SUD
-  RECENTLY COMPLETED
-  PIPELINE/FUTURE DEVELOPMENT

