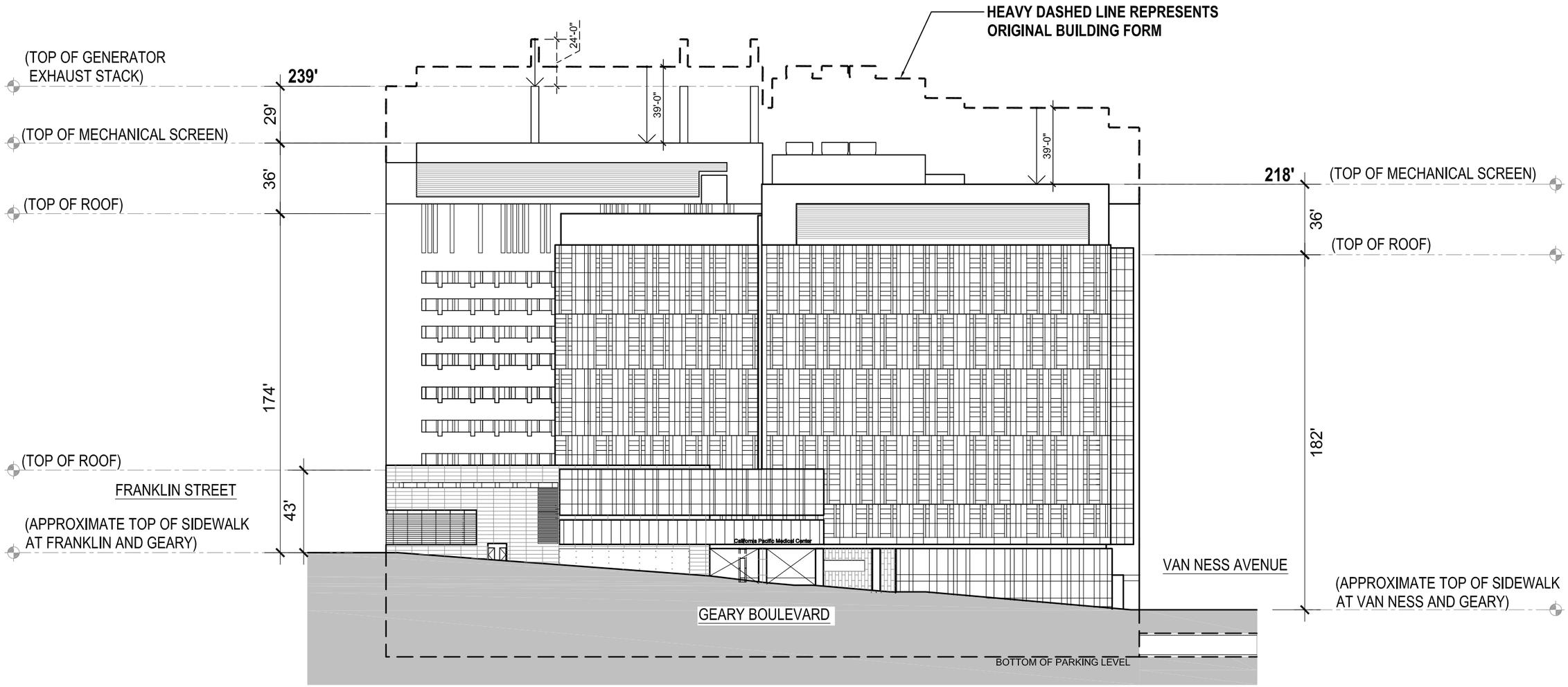

NOTE: BUILDING HEIGHTS SHOWN ARE APPROXIMATE.
BUILDING HEIGHTS MEASURED FROM TOP OF SIDEWALK AT INTERSECTIONS INDICATED

APPROXIMATE SCALE 0' 10' 20' 50'

CPMC Sutter Health

Height Change Diagram - South Elevation

CATHEDRAL HILL CAMPUS

5/6/2013

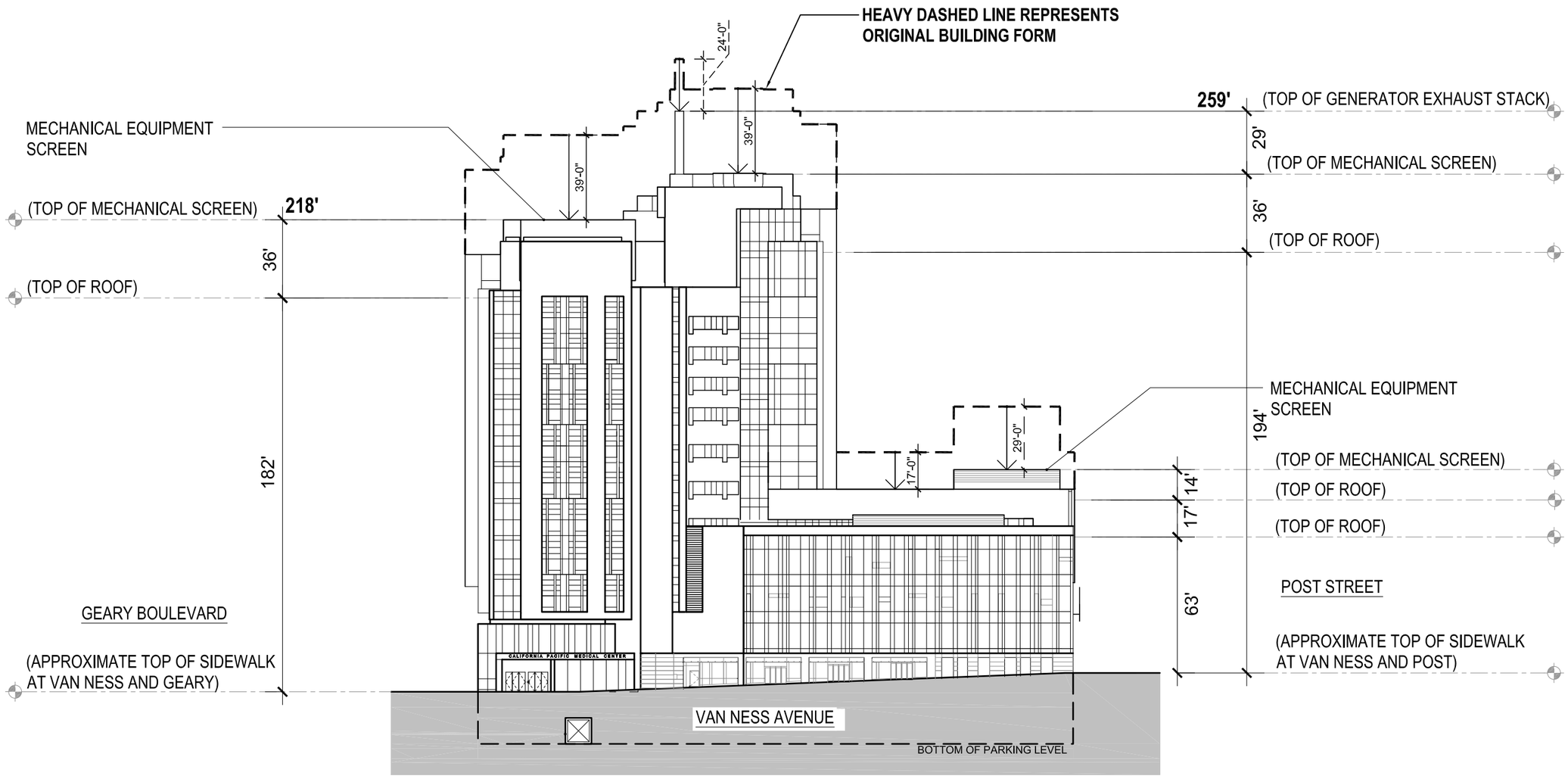

NOTE: BUILDING HEIGHTS SHOWN ARE APPROXIMATE.
BUILDING HEIGHTS MEASURED FROM TOP OF SIDEWALK AT INTERSECTIONS INDICATED

APPROXIMATE SCALE 0' 10' 20' 50'

CPMC™ Sutter Health

Height Change Diagram - East Elevation

CATHEDRAL HILL CAMPUS

5/6/2013

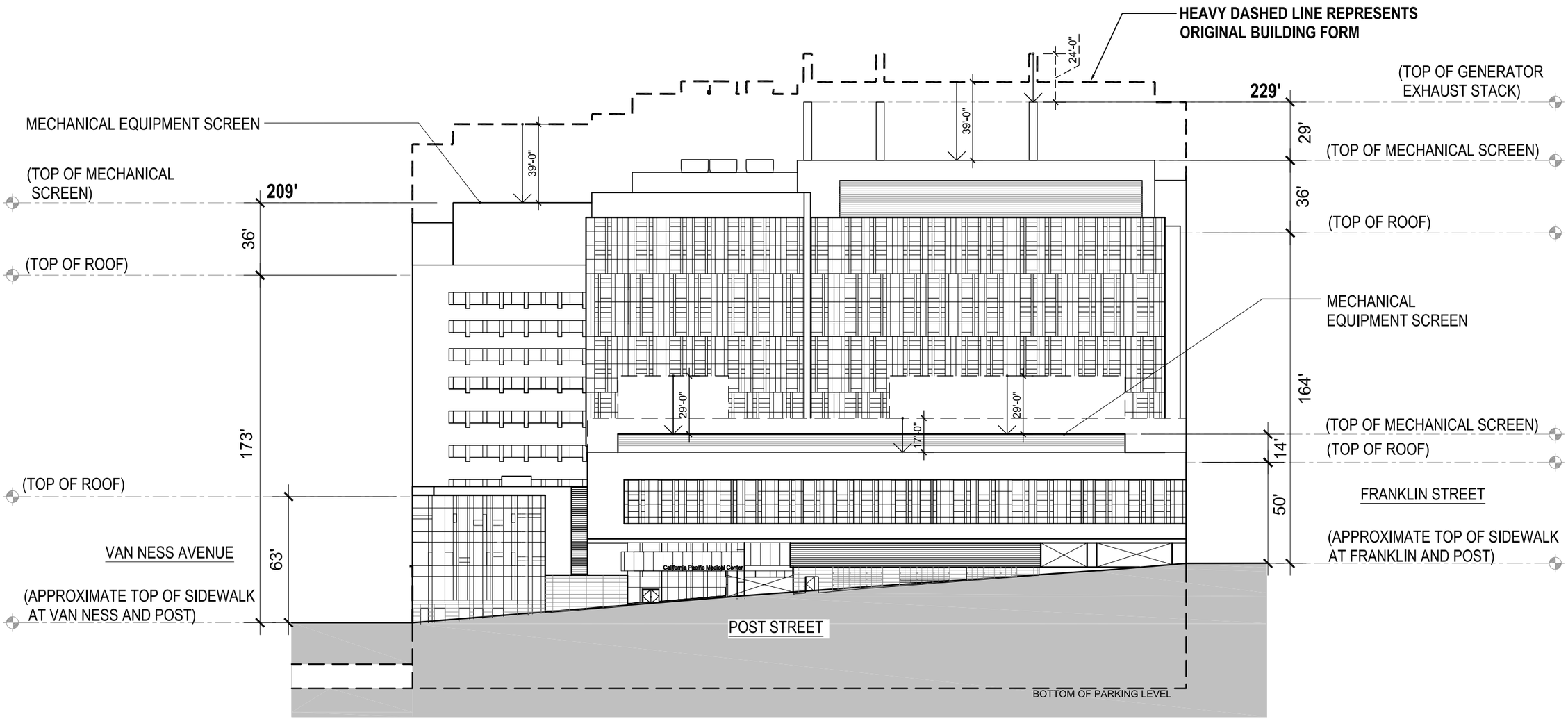

NOTE: BUILDING HEIGHTS SHOWN ARE APPROXIMATE.
BUILDING HEIGHTS MEASURED FROM TOP OF SIDEWALK AT INTERSECTIONS INDICATED

APPROXIMATE SCALE 0' 10' 20' 50'

CPMC™ Sutter Health

Height Change Diagram - North Elevation

CATHEDRAL HILL CAMPUS

5/6/2013

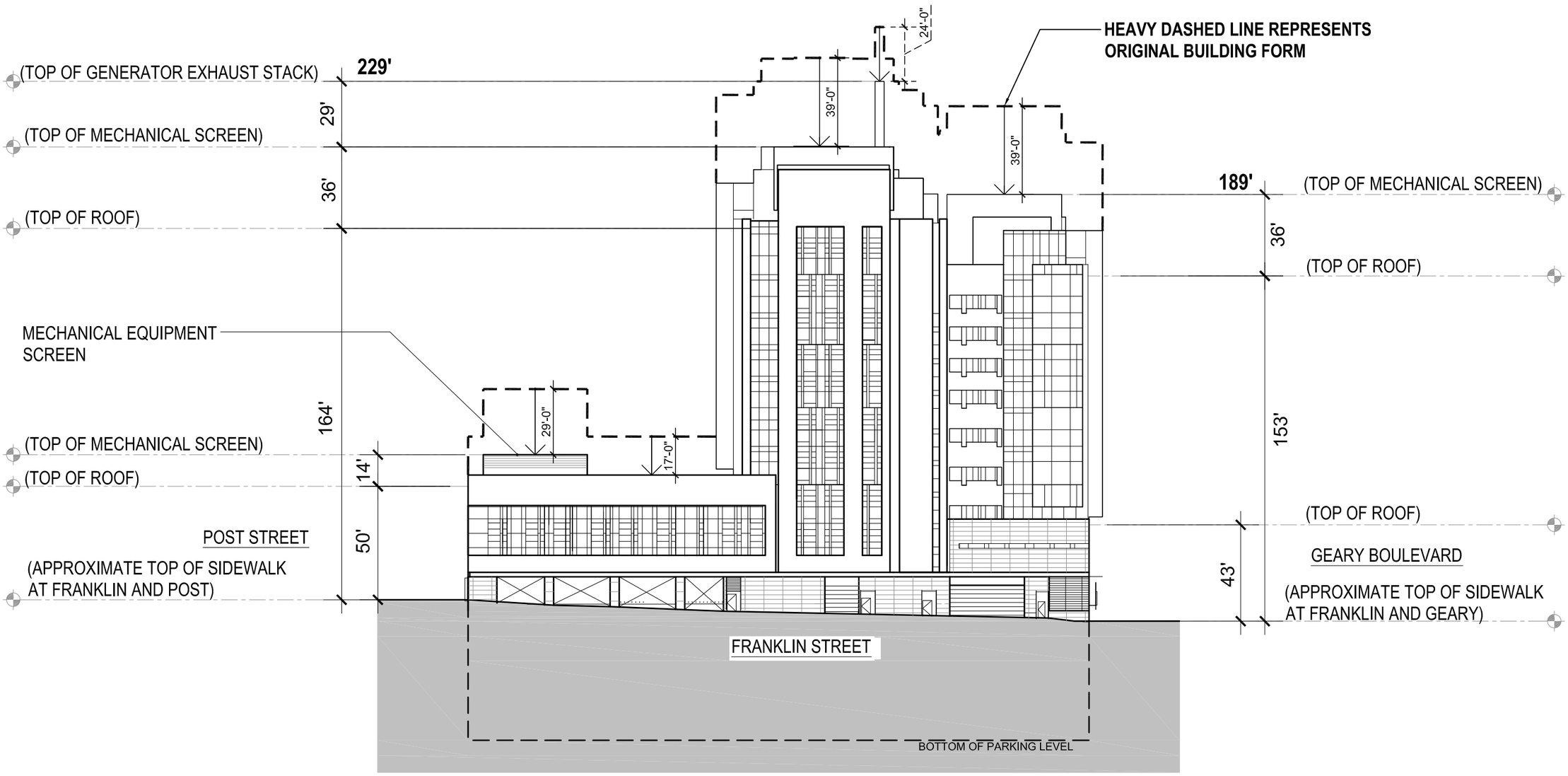

NOTE: BUILDING HEIGHTS SHOWN ARE APPROXIMATE.
BUILDING HEIGHTS MEASURED FROM TOP OF SIDEWALK AT INTERSECTIONS INDICATED

APPROXIMATE SCALE 0' 10' 20' 50'

CPMC Sutter Health

Height Change Diagram - West Elevation

CATHEDRAL HILL CAMPUS

5/6/2013

California Pacific Medical Center
Cathedral Hill Hospital
Acute Care and Women & Children's Hospital

Conditional Use Permit Application Update 4

SHEET INDEX

INDEX - GENERAL

G0.01 COVER SHEET & SHEET INDEX
G1.0 KEY PLAN - SITE PLAN
G2.0 KEY PLAN - STREETSCAPE PLAN

INDEX - ARCHITECTURAL

A2.P3 LEVEL P3 OVERALL PLAN
A2.P2 LEVEL P2 OVERALL PLAN
A2.01 LEVEL 1/P1 OVERALL PLAN
A2.02 LEVEL 2 OVERALL PLAN
A2.03 LEVEL 3 OVERALL PLAN
A2.04 LEVEL 4 OVERALL PLAN
A2.05 LEVEL 5 OVERALL PLAN
A2.06 LEVEL 6 OVERALL PLAN
A2.07 LEVEL 7 OVERALL PLAN
A2.08 LEVEL 8 OVERALL PLAN
A2.09 LEVEL 9 OVERALL PLAN
A2.10 LEVEL 10 OVERALL PLAN
A2.11 LEVEL 11 OVERALL PLAN
A2.12 LEVEL 12 OVERALL PLAN
A2.13 LEVEL 13 ROOF PLAN

A4.1.01 NORTH ELEVATION
A4.1.02 EAST ELEVATION
A4.1.03 SOUTH ELEVATION
A4.1.04 WEST ELEVATION

A4.2.01 BUILDING SECTION
A4.2.02 BUILDING SECTION

INDEX - CIVIL (FROM STREET IMPROVEMENT PERMIT SUBMITTAL DATED 02/17/2012)

C1.0 EXISTING CONDITIONS
C3.0 LAYOUT PLAN SITE
C4.0 PAVING PLAN
C8.0 STREETLIGHT PLAN
C9.0 SIGNAGE & STRIPING PLAN
C11.0 PEDESTRIAN TUNNEL AND LONGITUDINAL SECTION

INDEX - LANDSCAPE (FROM STREET IMPROVEMENT PERMIT SUBMITTAL DATED 02/17/2012)

L1.1 LAYOUT PLAN
L1.2 PAVING & FURNISHING DETAILS
L2.0 PLANTING PLAN & DETAILS

INDEX - VAN NESS AVENUE SITE INFORMATION (CALTRANS PERMIT SET DATED 02/17/2012)

EP-1 EXISTING & PROPOSED OVERVIEW PLAN
LP-1 LAYOUT & PAVING PLAN
ST-1 STRIPING PLAN
L1.0 LAYOUT PLAN
L1.1 PAVING & FURNISHING DETAILS
L2.0 PLANTING PLAN
L2.1 PLANTING DETAILS

PROJECT DESCRIPTION

The proposed Cathedral Hill Hospital is an approximate 730,888-sq.-ft, 12-story hospital providing 304 licensed beds, and includes inpatient medical care, labor and delivery, post partum care, an emergency department and other specialized programs. Retail, a cafeteria, education space, a private outdoor courtyard, and parking for approximately 276 vehicles is also included.

Primary pedestrian access is at a Level 1 building entrance lobby on Van Ness. The hospital's main vehicular access and passenger drop-off zone would be located on Level 2, in a vehicular drive-through-drop-off connecting Geary Boulevard with Post Street Secondary access and the emergency department drop-off is on Level 3, from Franklin Street.

California Pacific Medical Center
A Sutter Health Affiliate

California Pacific Medical Center
P.O. Box 7999
San Francisco, CA 94120

CATHEDRAL HILL HOSPITAL
OSHPD # IS-080885-38

ARCHITECT
SMITHGROUP
architecture engineering interiors planning
301 Battery Street, 7th Floor
San Francisco, CA 94111
T 415.227.0100
F 415.908.0862
www.smithgroup.com

STRUCTURAL ENGINEER
Degenkolb Engineers
300 Frank H. Ogawa Plaza
Oakland, CA 94612
510.272.9040

MECHANICAL ENGINEER
Ted Jacob Engineering Group. Inc
1763 Broadway
Oakland, CA 94612
510.763.4880

ELECTRICAL ENGINEER
Silverman & Light
1201 Park Avenue, Suite 100
Emeryville, CA 94608
510.655.1200

SEALS AND SIGNATURES

ISSUE	REV	DATE
OSHPD REVIEW	ORIGINAL	09/01/08
CU APPLICATION		11/16/2009
CU APPLICATION UPDATE		06/03/2010
CU APPLICATION UPDATE 2		05/27/2011
CU APPLICATION UPDATE 3		02/22/2012
CU APPLICATION UPDATE 4		05/06/2013

DRAWING TITLE
COVER SHEET & SHEET INDEX

SCALE

PROJECT NUMBER 31891.000

DRAWING NUMBER **G0.01**

5/1/2013 2:44:27 PM

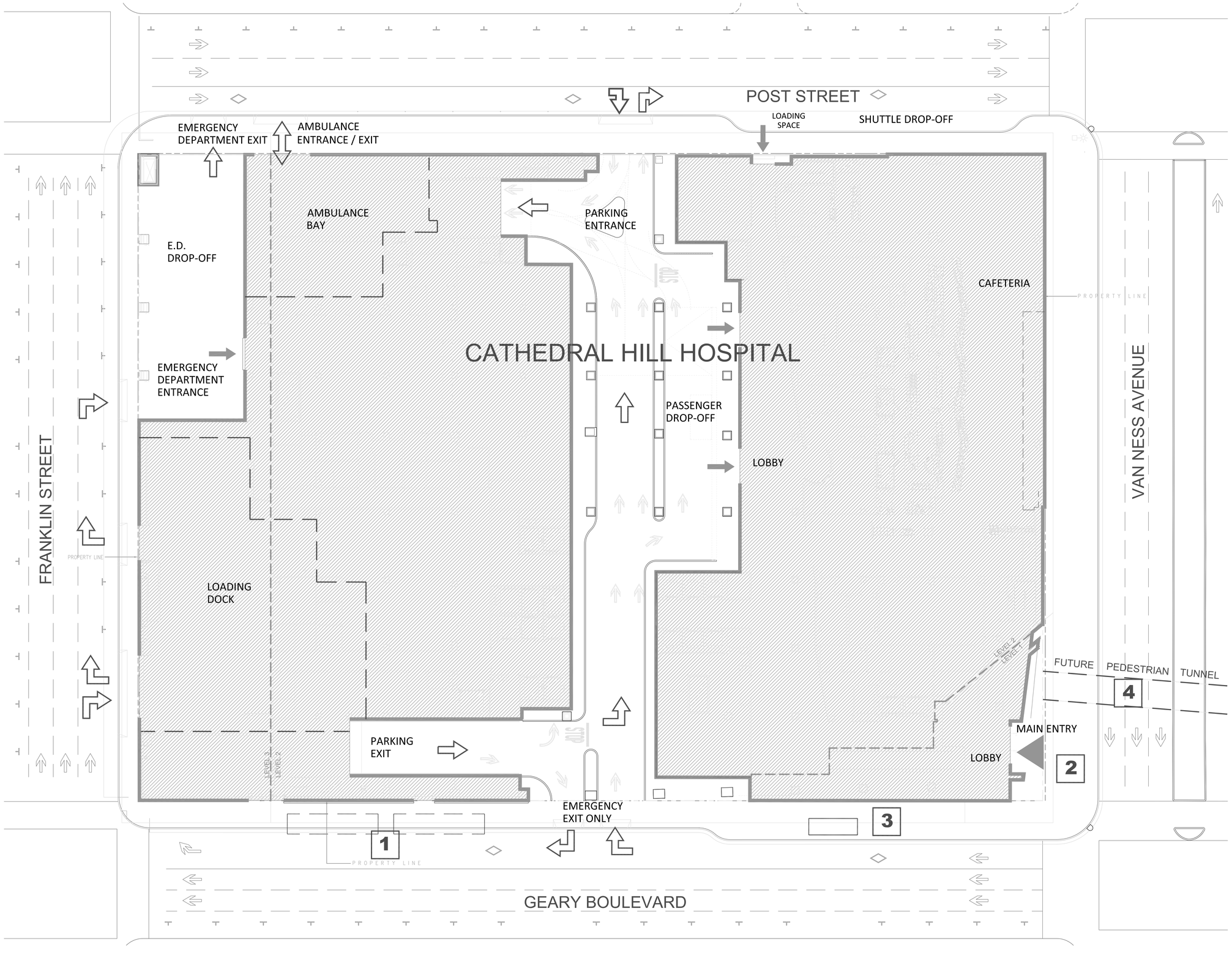

SITE PLAN NOTES

1. Underground emergency generator fuel storage tanks beneath Geary Boulevard and sidewalk right of way.
2. Entry plaza at the Van Ness Avenue and Geary Boulevard entrance. Reference Sheet L1.1 from the Street Improvement Permit set, for details.
3. Relocation of existing 38/38L Geary Line bus stop and construction of new bus and shuttle stop benches. Reference Sheet L1.1 from the Street Improvement Permit set, for details.
4. Proposed Pedestrian Tunnel. Reference Sheet C11.0.

NOTES:

1. Refer to drawing C3.0 for dimensions
2. Refer to drawing C9.0 for Signage and Striping Plan
3. Refer to CalTrans dwg. EP-1 for Van Ness Ave. Exisiting & Proposed Overview plan
4. Refer to CalTrans dwg. ST-1 for Striping Plan

LEGEND

- VEHICULAR ACCESS
- PEDESTRIAN ACCESS (MAIN ENTRANCE)
- PEDESTRIAN ACCESS (SECONDARY ENTRANCE)

0' 10' 20' 50'

N

California Pacific Medical Center
A Sutter Health Affiliate

California Pacific Medical Center
P.O. Box 7999
San Francisco, CA 94120

CATHEDRAL HILL HOSPITAL

OSHPD # IS-080885-38

ARCHITECT
SMITHGROUP
architecture engineering interiors planning
301 Battery Street, 7th Floor
San Francisco, CA 94111
T 415.227.0100
F 415.908.0862
www.smithgroup.com

STRUCTURAL ENGINEER
Degenkolb Engineers
300 Frank H. Ogawa Plaza
Oakland, CA 94612
510.272.9040

MECHANICAL ENGINEER
Ted Jacob Engineering Group. Inc
1763 Broadway
Oakland, CA 94612
510.763.4880

ELECTRICAL ENGINEER
Silverman & Light
1201 Park Avenue, Suite 100
Emeryville, CA 94608
510.655.1200

SEALS AND SIGNATURES

ISSUE	REV	DATE
OSHPD REVIEW	ORIGINAL	09/01/08
CU APPLICATION		11/16/2009
CU APPLICATION UPDATE		06/03/2010
CU APPLICATION UPDATE 2		05/27/2011
CU APPLICATION UPDATE 3		02/22/2012
CU APPLICATION UPDATE 4		05/06/2013

DRAWING TITLE
KEY PLAN
SITE

SCALE	1/16"=1'-0"
PROJECT NUMBER	31891.000
DRAWING NUMBER	G1.0

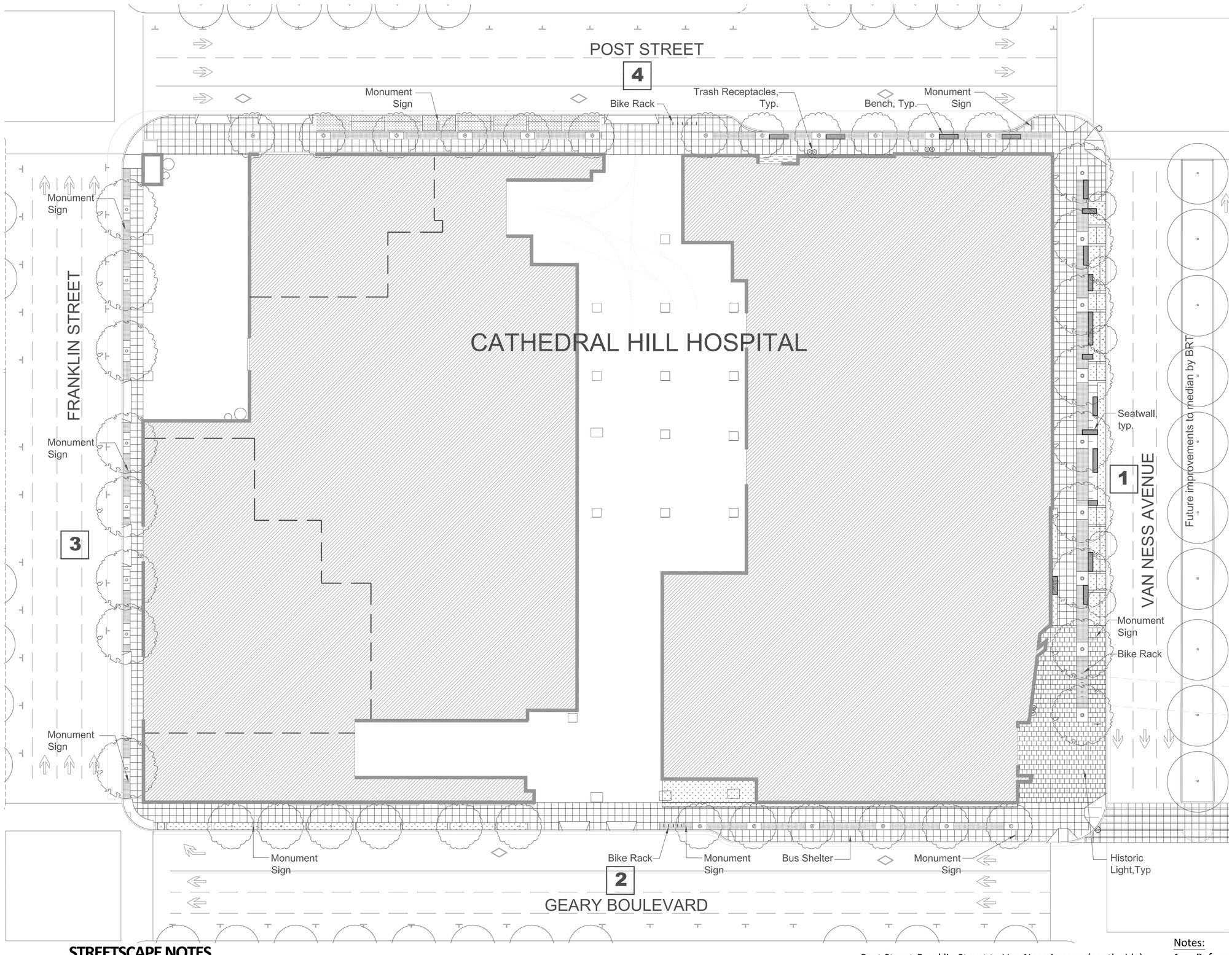

LEGEND

- Existing trees
- Proposed trees
- Tree Grates
- Rain Garden
- Permeable Paving
- Bicycle Racks
- Monument Sign
- Trash Receptacles
- Seatwall / Benches

0' 10' 20' 50'

N

STREETSCAPE NOTES

1 Van Ness Avenue-Post Street to Geary Boulevard (west side):
Improvements include: widened sidewalk, new street trees, new paving along entire sidewalk, special paving at art-glass at corner of Van Ness and Post, permeable paving along 5'-wide tree planting zone, seating area at retail kiosks, seatwalls incorporated into planting area, and new streetlights per the City's standard for Van Ness Ave.

2 Geary Blvd.-Van Ness Avenue to Franklin Street (north side):
Improvements include: new street trees, new paving along entire sidewalk, permeable paving along 3'-wide planting area on west-half of block, 2' wide planting area along east-half of block, bicycle racks, and a 5'-wide bulb out for bus stop at Van Ness corner.

3 Franklin Street-Geary Blvd. to Post Street (east side)
Improvements include new street trees, new paving along entire sidewalk, and permeable paving along 3'-wide tree planting zone.

4 Post Street-Franklin Street to Van Ness Avenue (south side)
Improvements include: widened sidewalk, new street trees, new paving along entire sidewalk, permeable paving along 7'-wide tree planting zone (except at van-shuttle loading), seating walls at shuttle loading area, bulb-out at corner of Post Street and Van Ness, special paving at art-glass at corner of Van Ness and Post, bicycle racks, and trash/recycling receptacles at building entries.

Notes:

1. Reference Street Improvement Permit Set for: C4.0 for paving plan; C8.0 for Streetlight plan; and, L1.1 and L2.0 for landscape layout and planting plans.
2. Reference CalTrans sheets for Van Ness Information: LP-1 for paving, and L1.0 for landscape layout and L.2.0 for planting plans.

California Pacific Medical Center
A Sutter Health Affiliate

California Pacific Medical Center
P.O. Box 7999
San Francisco, CA 94120

CATHEDRAL HILL HOSPITAL

OSHPD # IS-080885-38

ARCHITECT
SMITHGROUP
architecture engineering interiors planning
301 Battery Street, 7th Floor
San Francisco, CA 94111
T 415.227.0100
F 415.908.0862
www.smithgroup.com

STRUCTURAL ENGINEER
Degenkolb Engineers
300 Frank H. Ogawa Plaza
Oakland, CA 94612
510.272.9040

MECHANICAL ENGINEER
Ted Jacob Engineering Group. Inc
1763 Broadway
Oakland, CA 94612
510.763.4880

ELECTRICAL ENGINEER
Silverman & Light
1201 Park Avenue, Suite 100
Emeryville, CA 94608
510.655.1200

SEALS AND SIGNATURES

ISSUE	REV	DATE
OSHPD REVIEW	ORIGINAL	09/01/08
CU APPLICATION		11/16/2009
CU APPLICATION UPDATE		06/03/2010
CU APPLICATION UPDATE 2		05/27/2011
CU APPLICATION UPDATE 3		02/22/2012
CU APPLICATION UPDATE 4		05/06/2013

DRAWING TITLE
KEY PLAN
STREETSCAPE

SCALE	1/16"=1'-0"
PROJECT NUMBER	31891.000
DRAWING NUMBER	G2.0

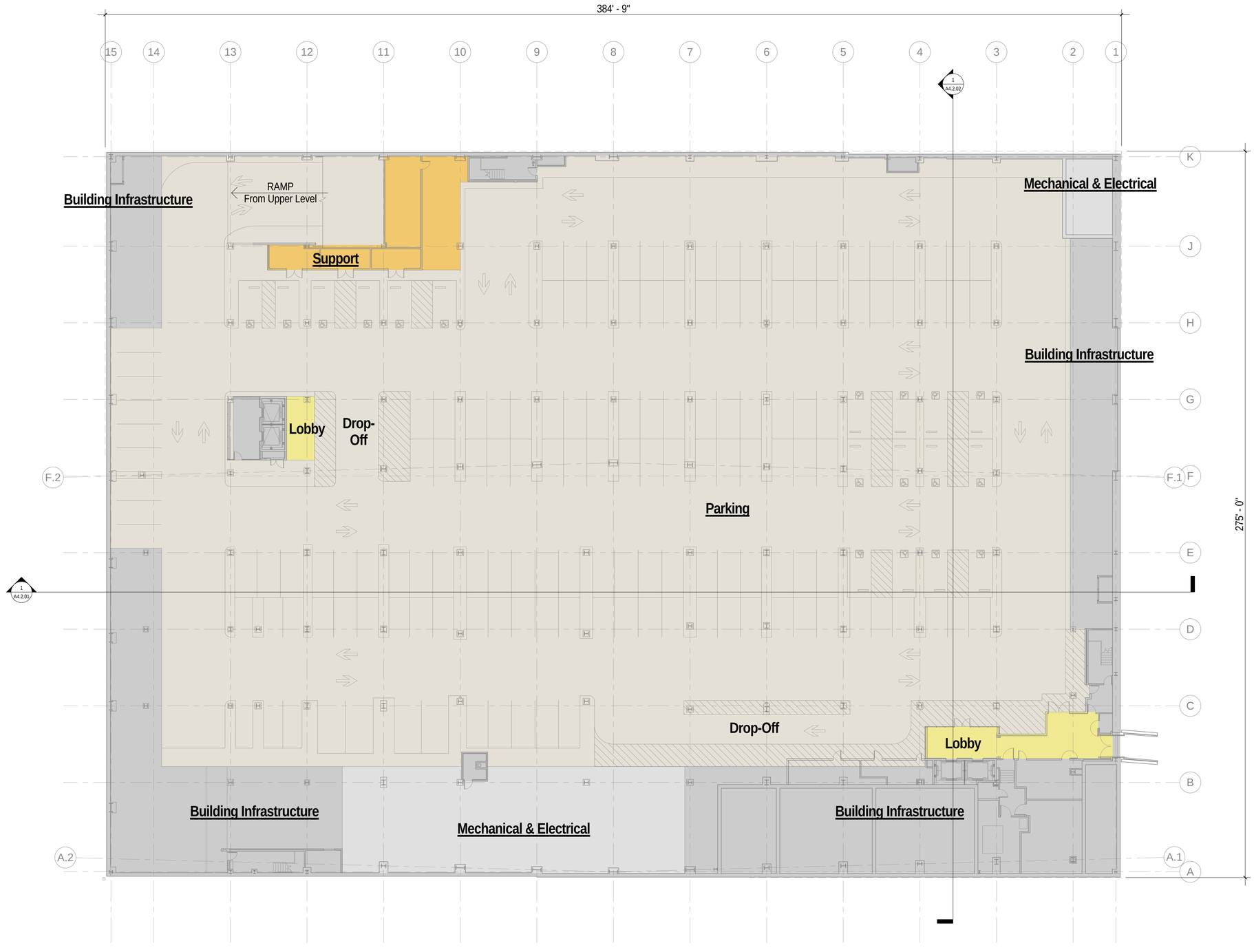

California Pacific Medical Center

A Sutter Health Affiliate

California Pacific Medical Center
P.O. Box 7999
San Francisco, CA 94120

CATHEDRAL HILL HOSPITAL

OSHPD # IS-080885-38

ARCHITECT

SMITHGROUP
architecture engineering interiors planning

301 Battery Street, 7th Floor
San Francisco, CA 94111
T 415.227.0100
F 415.908.0862
www.smithgroup.com

STRUCTURAL ENGINEER

Degenkolb Engineers
300 Frank H. Ogawa Plaza
Oakland, CA 94612
510.272.9040

MECHANICAL ENGINEER

Ted Jacob Engineering Group. Inc
1763 Broadway
Oakland, CA 94612
510.763.4880

ELECTRICAL ENGINEER

Silverman & Light
1201 Park Avenue, Suite 100
Emeryville, CA 94608
510.655.1200

SEALS AND SIGNATURES

ISSUE	REV	DATE
OSHPD REVIEW	ORIGINAL	09/01/08
CU APPLICATION		11/16/2009
CU APPLICATION UPDATE		06/03/2010
CU APPLICATION UPDATE 2		05/27/2011
CU APPLICATION UPDATE 3		02/22/2012
CU APPLICATION UPDATE 4		05/06/2013

DRAWING TITLE

LEVEL P3 OVERALL PLAN

SCALE 1/16" = 1'-0"

PROJECT NUMBER 31891.000

DRAWING NUMBER **A2.P3**

5/1/2013 2:43:46 PM

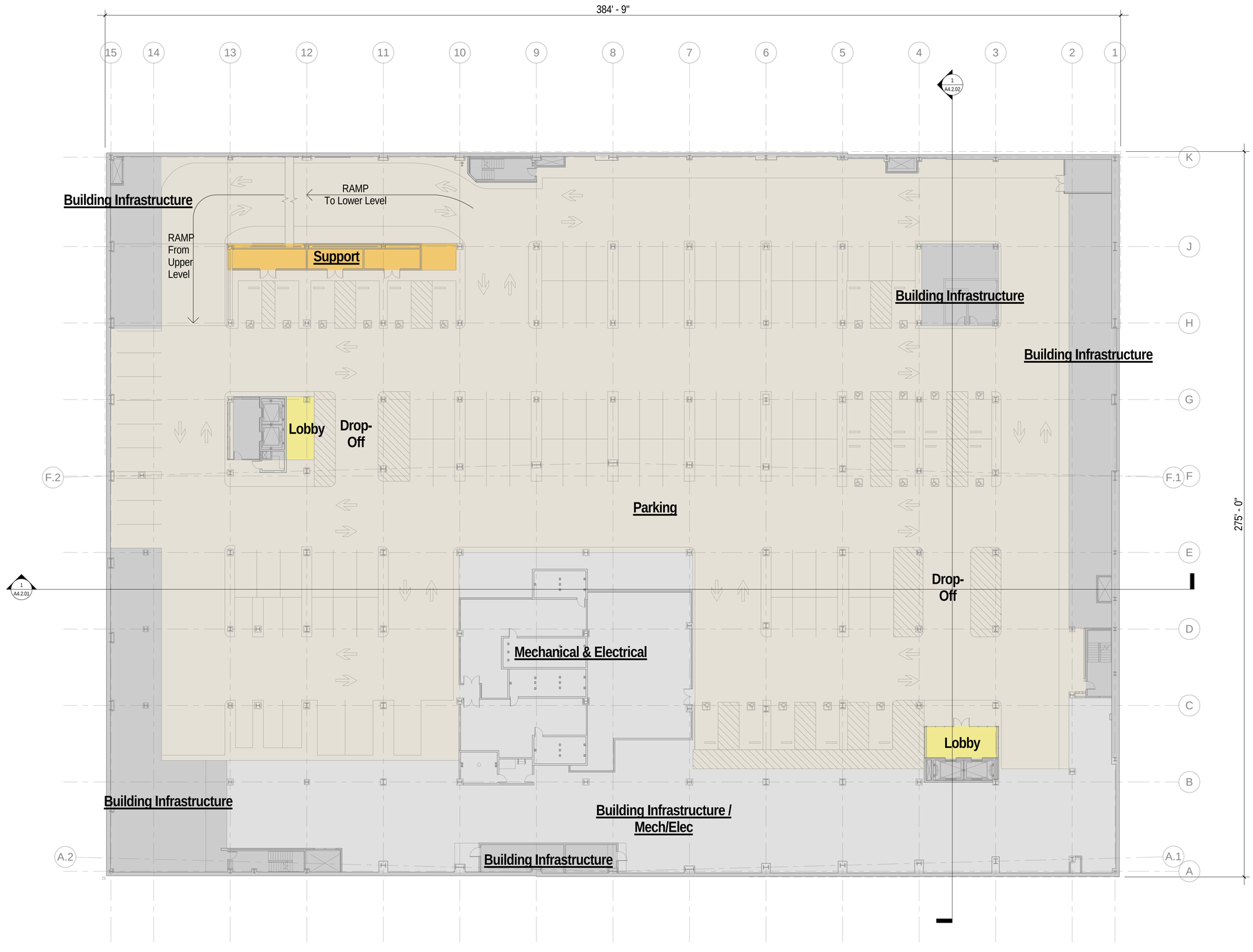

5/1/2013 2:43:38 PM

California Pacific Medical Center

A Sutter Health Affiliate

California Pacific Medical Center
P.O. Box 7999
San Francisco, CA 94120

CATHEDRAL HILL HOSPITAL

OSHPD # IS-080885-38

ARCHITECT

SMITHGROUP
architecture engineering interiors planning

301 Battery Street, 7th Floor
San Francisco, CA 94111
T 415.227.0100
F 415.908.0862
www.smithgroup.com

STRUCTURAL ENGINEER

Degenkolb Engineers
300 Frank H. Ogawa Plaza
Oakland, CA 94612
510.272.9040

MECHANICAL ENGINEER

Ted Jacob Engineering Group. Inc
1763 Broadway
Oakland, CA 94612
510.763.4880

ELECTRICAL ENGINEER

Silverman & Light
1201 Park Avenue, Suite 100
Emeryville, CA 94608
510.655.1200

SEALS AND SIGNATURES

ISSUE	REV	DATE
OSHPD REVIEW	ORIGINAL	09/01/08
CU APPLICATION		11/16/2009
CU APPLICATION UPDATE		06/03/2010
CU APPLICATION UPDATE 2		05/27/2011
CU APPLICATION UPDATE 3		02/22/2012
CU APPLICATION UPDATE 4		05/06/2013

DRAWING TITLE

LEVEL P2 OVERALL PLAN

SCALE 1/16" = 1'-0"

PROJECT NUMBER 31891.000

DRAWING NUMBER **A2.P2**

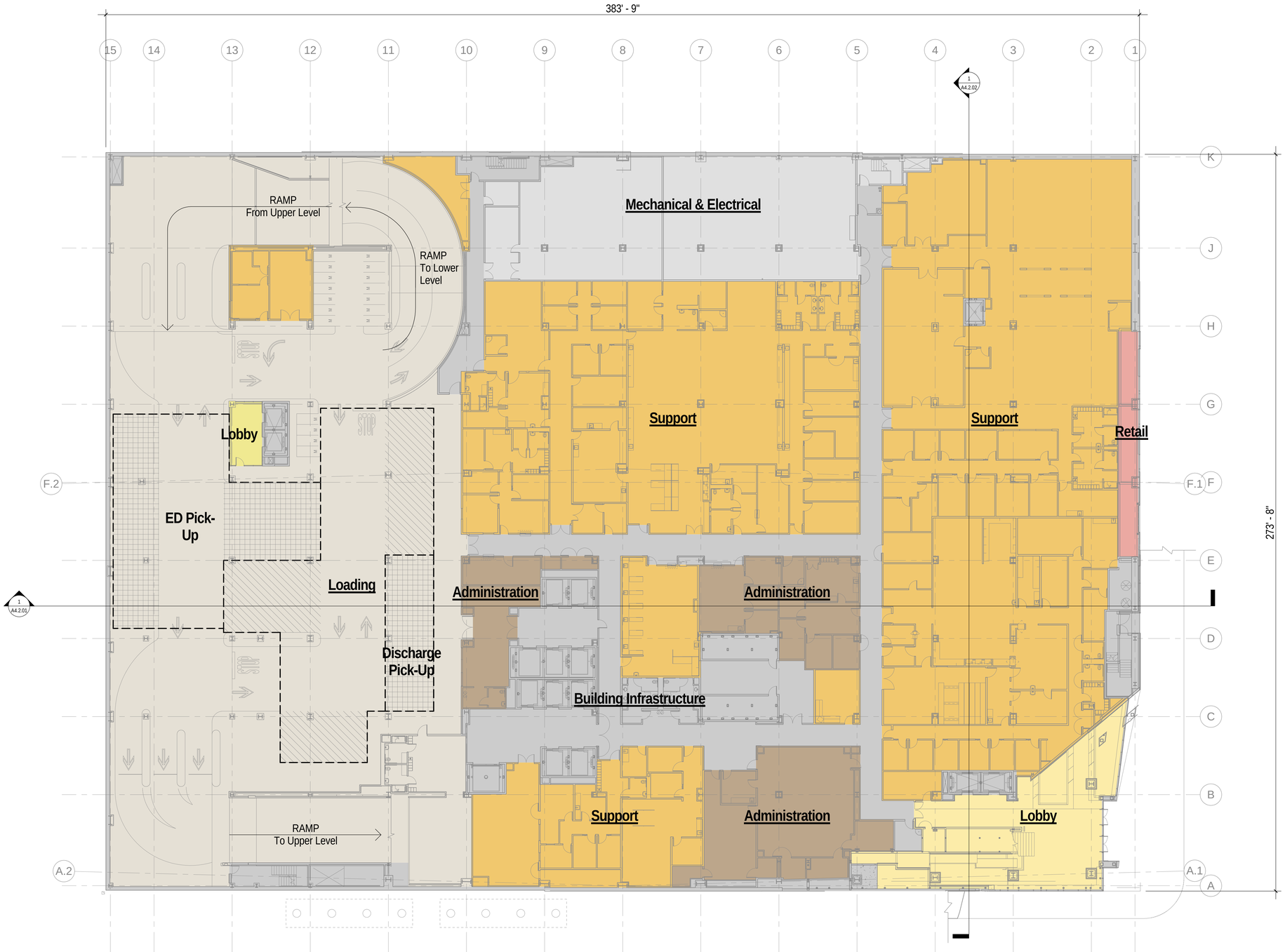

5/1/2013 2:41:27 PM

California Pacific Medical Center

A Sutter Health Affiliate

California Pacific Medical Center
P.O. Box 7999
San Francisco, CA 94120

CATHEDRAL HILL HOSPITAL

OSHPD # IS-080885-38

ARCHITECT

SMITHGROUP
architecture engineering interiors planning

301 Battery Street, 7th Floor
San Francisco, CA 94111
T 415.227.0100
F 415.908.0862
www.smithgroup.com

STRUCTURAL ENGINEER

Degenkolb Engineers
300 Frank H. Ogawa Plaza
Oakland, CA 94612
510.272.9040

MECHANICAL ENGINEER

Ted Jacob Engineering Group. Inc
1763 Broadway
Oakland, CA 94612
510.763.4880

ELECTRICAL ENGINEER

Silverman & Light
1201 Park Avenue, Suite 100
Emeryville, CA 94608
510.655.1200

SEALS AND SIGNATURES

ISSUE	REV	DATE
OSHPD REVIEW	ORIGINAL	09/01/08
CU APPLICATION		11/16/2009
CU APPLICATION UPDATE		06/03/2010
CU APPLICATION UPDATE 2		05/27/2011
CU APPLICATION UPDATE 3		02/22/2012
CU APPLICATION UPDATE 4		05/06/2013

DRAWING TITLE

LEVEL 1 OVERALL PLAN

SCALE 1/16" = 1'-0"

PROJECT NUMBER 31891.000

DRAWING NUMBER **A2.01**

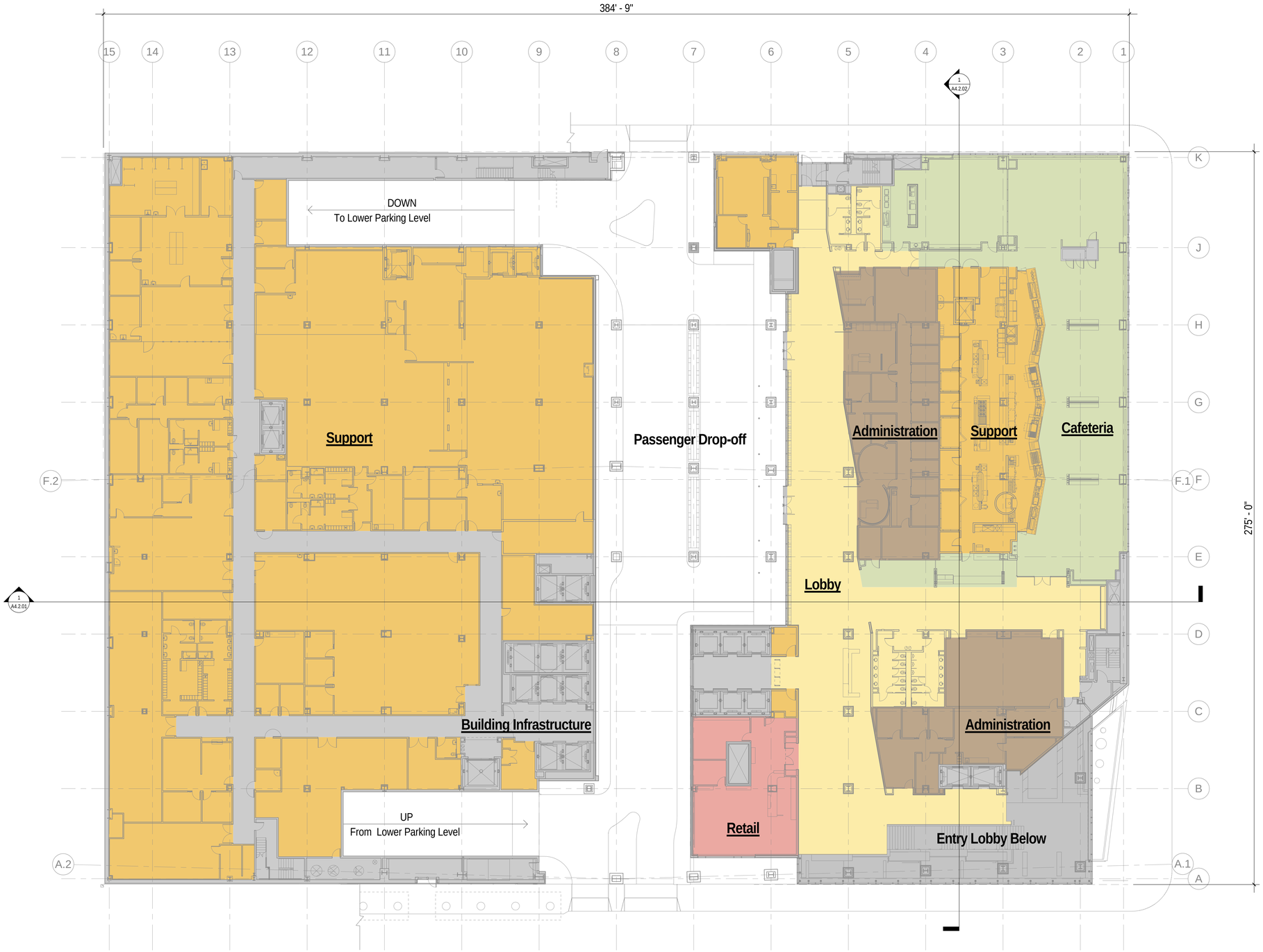

California Pacific Medical Center

A Sutter Health Affiliate

California Pacific Medical Center
P.O. Box 7999
San Francisco, CA 94120

CATHEDRAL HILL HOSPITAL

OSHPD # IS-080885-38

ARCHITECT

SMITHGROUP
architecture engineering interiors planning

301 Battery Street, 7th Floor
San Francisco, CA 94111
T 415.227.0100
F 415.908.0862
www.smithgroup.com

STRUCTURAL ENGINEER

Degenkolb Engineers
300 Frank H. Ogawa Plaza
Oakland, CA 94612
510.272.9040

MECHANICAL ENGINEER

Ted Jacob Engineering Group. Inc
1763 Broadway
Oakland, CA 94612
510.763.4880

ELECTRICAL ENGINEER

Silverman & Light
1201 Park Avenue, Suite 100
Emeryville, CA 94608
510.655.1200

SEALS AND SIGNATURES

ISSUE	REV	DATE
OSHPD REVIEW	ORIGINAL	09/01/08
CU APPLICATION		11/16/2009
CU APPLICATION UPDATE		06/03/2010
CU APPLICATION UPDATE 2		05/27/2011
CU APPLICATION UPDATE 3		02/22/2012
CU APPLICATION UPDATE 4		05/06/2013

DRAWING TITLE

LEVEL 2 OVERALL PLAN

SCALE 1/16" = 1'-0"

PROJECT NUMBER 31891.000

DRAWING NUMBER **A2.02**

5/1/2013 2:41:35 PM

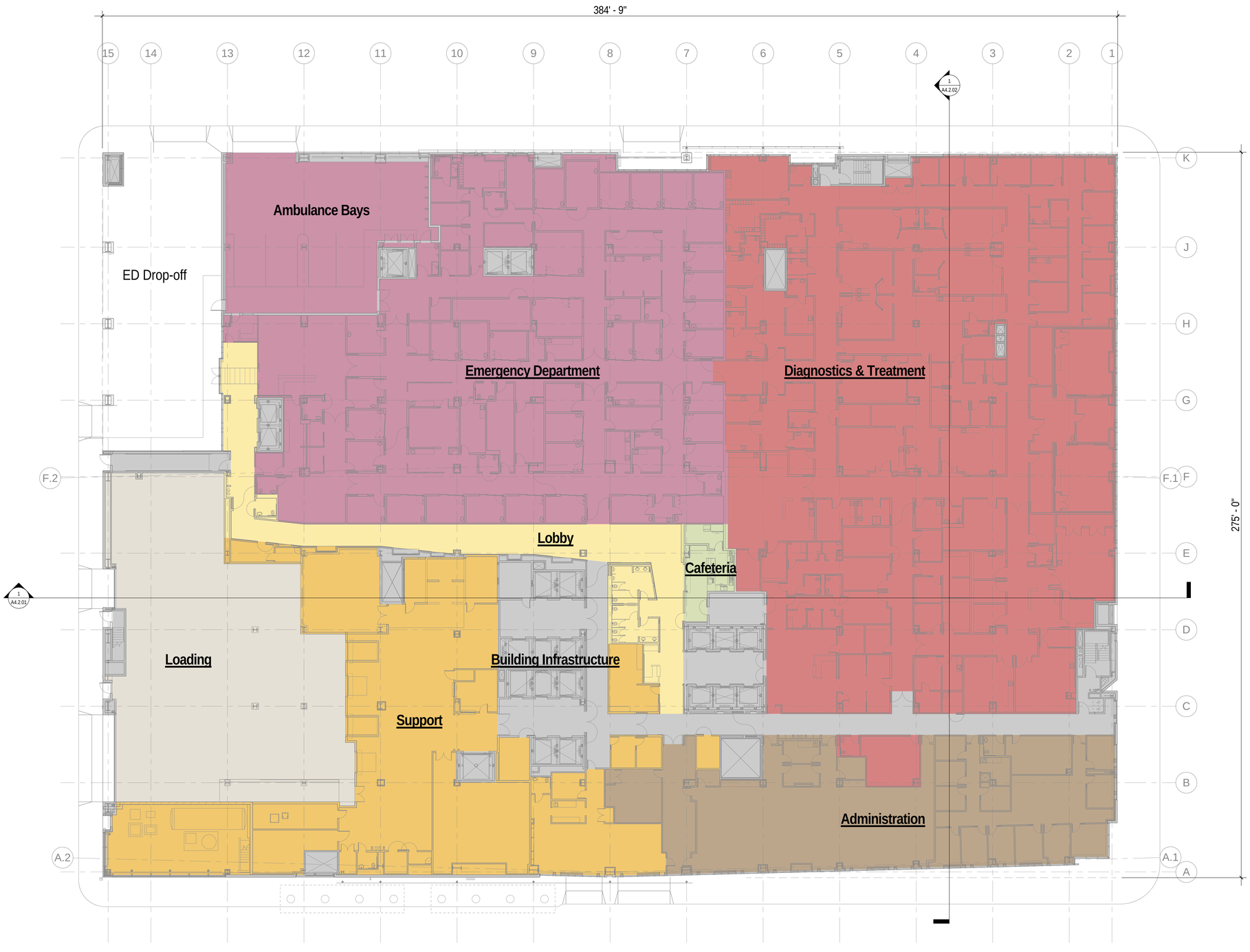

California Pacific Medical Center

A Sutter Health Affiliate

California Pacific Medical Center
P.O. Box 7999
San Francisco, CA 94120

CATHEDRAL HILL HOSPITAL

OSHPD # IS-080885-38

ARCHITECT

SMITHGROUP
architecture engineering interiors planning

301 Battery Street, 7th Floor
San Francisco, CA 94111
T 415.227.0100
F 415.908.0862
www.smithgroup.com

STRUCTURAL ENGINEER

Degenkolb Engineers
300 Frank H. Ogawa Plaza
Oakland, CA 94612
510.272.9040

MECHANICAL ENGINEER

Ted Jacob Engineering Group. Inc
1763 Broadway
Oakland, CA 94612
510.763.4880

ELECTRICAL ENGINEER

Silverman & Light
1201 Park Avenue, Suite 100
Emeryville, CA 94608
510.655.1200

SEALS AND SIGNATURES

ISSUE	REV	DATE
OSHPD REVIEW	ORIGINAL	09/01/08
CU APPLICATION		11/16/2009
CU APPLICATION UPDATE		06/03/2010
CU APPLICATION UPDATE 2		05/27/2011
CU APPLICATION UPDATE 3		02/22/2012
CU APPLICATION UPDATE 4		05/06/2013

DRAWING TITLE

LEVEL 3 OVERALL PLAN

SCALE 1/16" = 1'-0"

PROJECT NUMBER 31891.000

DRAWING NUMBER **A2.03**

5/1/2013 2:41:44 PM

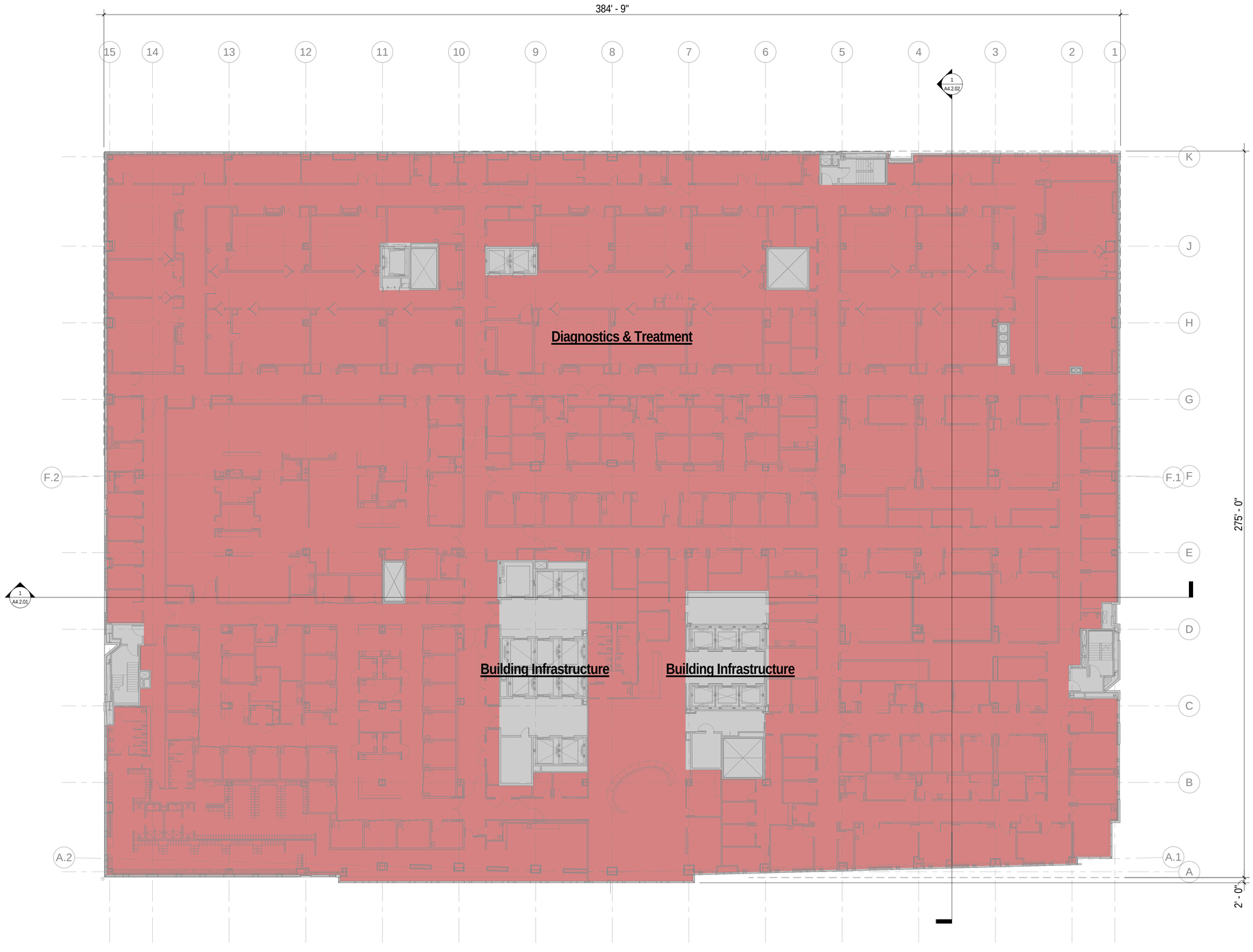

California Pacific Medical Center

A Sutter Health Affiliate

California Pacific Medical Center
P.O. Box 7999
San Francisco, CA 94120

CATHEDRAL HILL HOSPITAL

OSHPD # IS-080885-38

ARCHITECT

SMITHGROUP
architecture engineering interiors planning

301 Battery Street, 7th Floor
San Francisco, CA 94111
T 415.227.0100
F 415.908.0862
www.smithgroup.com

STRUCTURAL ENGINEER

Degenkolb Engineers
300 Frank H. Ogawa Plaza
Oakland, CA 94612
510.272.9040

MECHANICAL ENGINEER

Ted Jacob Engineering Group. Inc
1763 Broadway
Oakland, CA 94612
510.763.4880

ELECTRICAL ENGINEER

Silverman & Light
1201 Park Avenue, Suite 100
Emeryville, CA 94608
510.655.1200

SEALS AND SIGNATURES

ISSUE	REV	DATE
OSHPD REVIEW	ORIGINAL	09/01/08
CU APPLICATION		11/16/2009
CU APPLICATION UPDATE		06/03/2010
CU APPLICATION UPDATE 2		05/27/2011
CU APPLICATION UPDATE 3		02/22/2012
CU APPLICATION UPDATE 4		05/06/2013

DRAWING TITLE

LEVEL 4 OVERALL PLAN

SCALE	1/16" = 1'-0"
PROJECT NUMBER	31891.000
DRAWING NUMBER	**A2.04**

5/1/2013 2:41:52 PM

California Pacific Medical Center

A Sutter Health Affiliate

California Pacific Medical Center
P.O. Box 7999
San Francisco, CA 94120

CATHEDRAL HILL HOSPITAL

OSHPD # IS-080885-38

ARCHITECT

SMITHGROUP
architecture engineering interiors planning

301 Battery Street, 7th Floor
San Francisco, CA 94111
T 415.227.0100
F 415.908.0862
www.smithgroup.com

STRUCTURAL ENGINEER

Degenkolb Engineers
300 Frank H. Ogawa Plaza
Oakland, CA 94612
510.272.9040

MECHANICAL ENGINEER

Ted Jacob Engineering Group. Inc
1763 Broadway
Oakland, CA 94612
510.763.4880

ELECTRICAL ENGINEER

Silverman & Light
1201 Park Avenue, Suite 100
Emeryville, CA 94608
510.655.1200

SEALS AND SIGNATURES

ISSUE	REV	DATE
OSHPD REVIEW	ORIGINAL	09/01/08
CU APPLICATION		11/16/2009
CU APPLICATION UPDATE		06/03/2010
CU APPLICATION UPDATE 2		05/27/2011
CU APPLICATION UPDATE 3		02/22/2012
CU APPLICATION UPDATE 4		05/06/2013

DRAWING TITLE

LEVEL 5 OVERALL PLAN

SCALE 1/16" = 1'-0"

PROJECT NUMBER 31891.000

DRAWING NUMBER **A2.05**

5/1/2013 2:42:03 PM

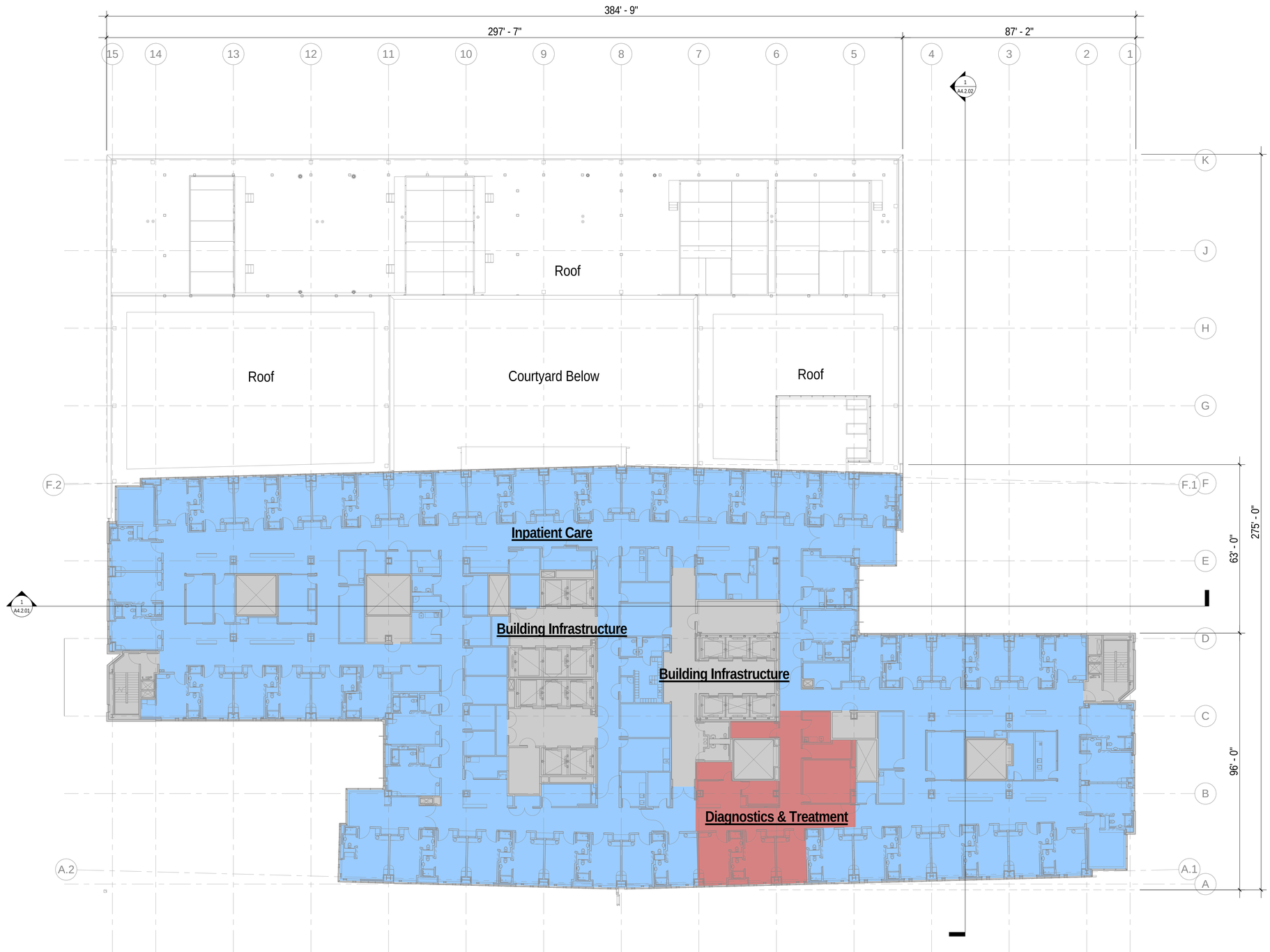

California Pacific Medical Center

A Sutter Health Affiliate

California Pacific Medical Center
P.O. Box 7999
San Francisco, CA 94120

CATHEDRAL HILL HOSPITAL

OSHPD # IS-080885-38

ARCHITECT

SMITHGROUP
architecture engineering interiors planning

301 Battery Street, 7th Floor
San Francisco, CA 94111
T 415.227.0100
F 415.908.0862
www.smithgroup.com

STRUCTURAL ENGINEER

Degenkolb Engineers
300 Frank H. Ogawa Plaza
Oakland, CA 94612
510.272.9040

MECHANICAL ENGINEER

Ted Jacob Engineering Group. Inc
1763 Broadway
Oakland, CA 94612
510.763.4880

ELECTRICAL ENGINEER

Silverman & Light
1201 Park Avenue, Suite 100
Emeryville, CA 94608
510.655.1200

SEALS AND SIGNATURES

ISSUE	REV	DATE
OSHPD REVIEW	ORIGINAL	09/01/08
CU APPLICATION		11/16/2009
CU APPLICATION UPDATE		06/03/2010
CU APPLICATION UPDATE 2		05/27/2011
CU APPLICATION UPDATE 3		02/22/2012
CU APPLICATION UPDATE 4		05/06/2013

DRAWING TITLE

LEVEL 6 OVERALL PLAN

SCALE 1/16" = 1'-0"

PROJECT NUMBER 31891.000

DRAWING NUMBER **A2.06**

5/1/2013 2:42:13 PM

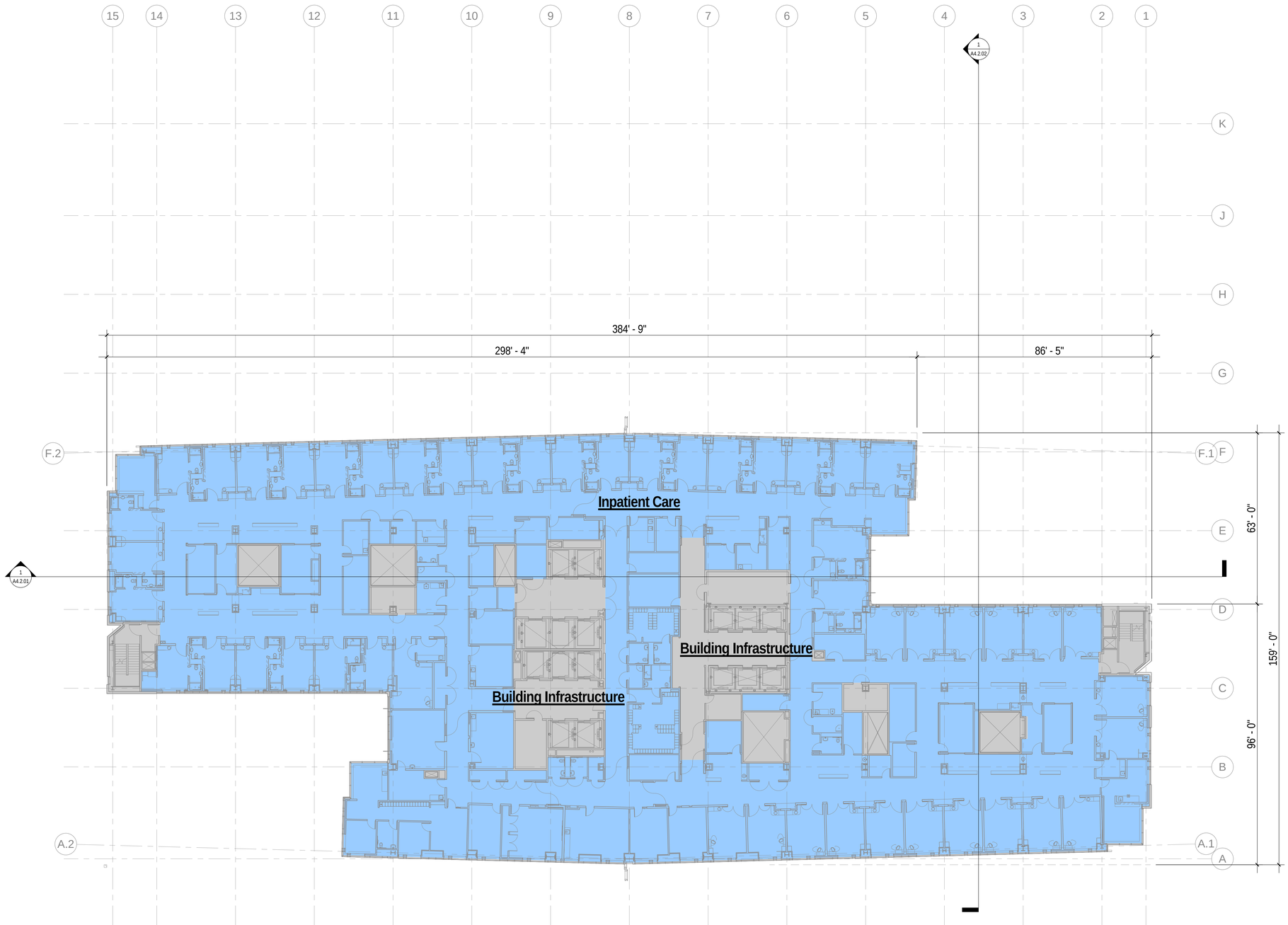

California Pacific Medical Center

A Sutter Health Affiliate

California Pacific Medical Center
P.O. Box 7999
San Francisco, CA 94120

CATHEDRAL HILL HOSPITAL

OSHPD # IS-080885-38

ARCHITECT

SMITHGROUP
architecture engineering interiors planning

301 Battery Street, 7th Floor
San Francisco, CA 94111
T 415.227.0100
F 415.908.0862
www.smithgroup.com

STRUCTURAL ENGINEER

Degenkolb Engineers
300 Frank H. Ogawa Plaza
Oakland, CA 94612
510.272.9040

MECHANICAL ENGINEER

Ted Jacob Engineering Group. Inc
1763 Broadway
Oakland, CA 94612
510.763.4880

ELECTRICAL ENGINEER

Silverman & Light
1201 Park Avenue, Suite 100
Emeryville, CA 94608
510.655.1200

SEALS AND SIGNATURES

ISSUE	REV	DATE
OSHPD REVIEW	ORIGINAL	09/01/08
CU APPLICATION		11/16/2009
CU APPLICATION UPDATE		06/03/2010
CU APPLICATION UPDATE 2		05/27/2011
CU APPLICATION UPDATE 3		02/22/2012
CU APPLICATION UPDATE 4		05/06/2013

DRAWING TITLE

LEVEL 7 OVERALL PLAN

SCALE 1/16" = 1'-0"

PROJECT NUMBER 31891.000

DRAWING NUMBER **A2.07**

5/1/2013 2:42:22 PM

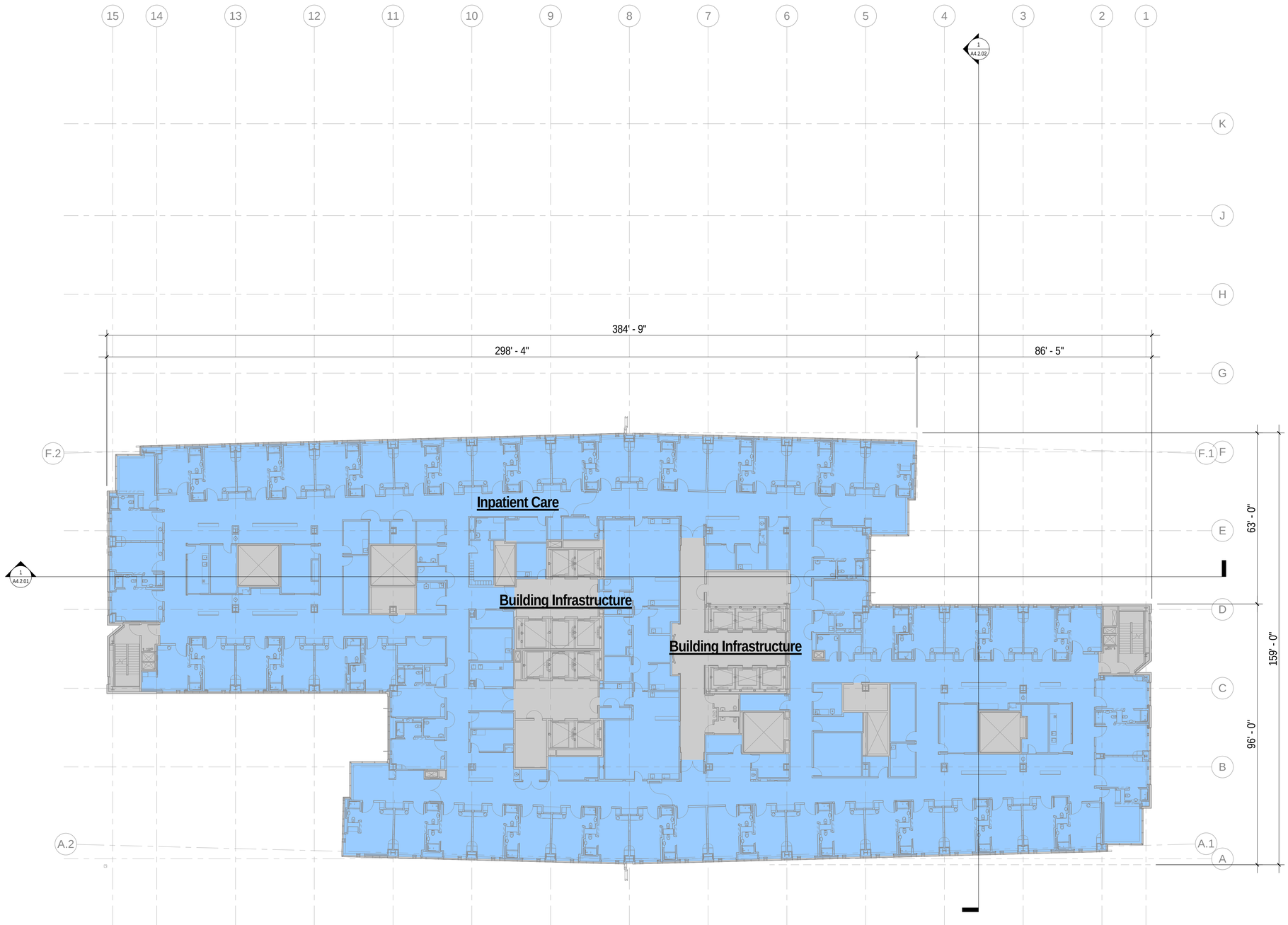

California Pacific Medical Center

A Sutter Health Affiliate

California Pacific Medical Center
P.O. Box 7999
San Francisco, CA 94120

CATHEDRAL HILL HOSPITAL

OSHPD # IS-080885-38

ARCHITECT

SMITHGROUP
architecture engineering interiors planning

301 Battery Street, 7th Floor
San Francisco, CA 94111
T 415.227.0100
F 415.908.0862
www.smithgroup.com

STRUCTURAL ENGINEER

Degenkolb Engineers
300 Frank H. Ogawa Plaza
Oakland, CA 94612
510.272.9040

MECHANICAL ENGINEER

Ted Jacob Engineering Group. Inc
1763 Broadway
Oakland, CA 94612
510.763.4880

ELECTRICAL ENGINEER

Silverman & Light
1201 Park Avenue, Suite 100
Emeryville, CA 94608
510.655.1200

SEALS AND SIGNATURES

ISSUE	REV	DATE
OSHPD REVIEW	ORIGINAL	09/01/08
CU APPLICATION		11/16/2009
CU APPLICATION UPDATE		06/03/2010
CU APPLICATION UPDATE 2		05/27/2011
CU APPLICATION UPDATE 3		02/22/2012
CU APPLICATION UPDATE 4		05/06/2013

DRAWING TITLE

LEVEL 8 OVERALL PLAN

SCALE 1/16" = 1'-0"

PROJECT NUMBER 31891.000

DRAWING NUMBER **A2.08**

5/1/2013 2:42:32 PM

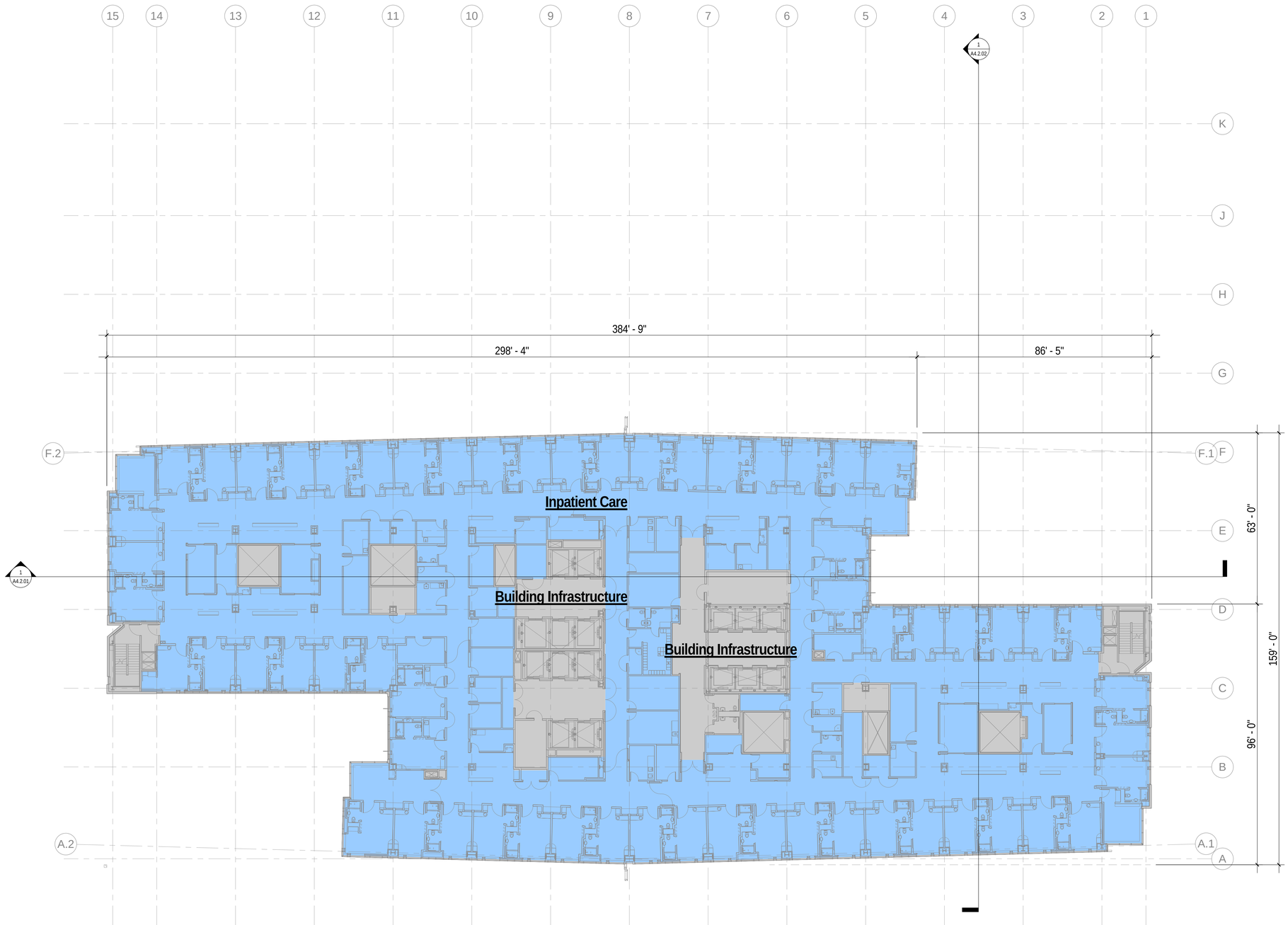

California Pacific Medical Center

A Sutter Health Affiliate

California Pacific Medical Center
P.O. Box 7999
San Francisco, CA 94120

CATHEDRAL HILL HOSPITAL

OSHPD # IS-080885-38

ARCHITECT

SMITHGROUP
architecture engineering interiors planning

301 Battery Street, 7th Floor
San Francisco, CA 94111
T 415.227.0100
F 415.908.0862
www.smithgroup.com

STRUCTURAL ENGINEER

Degenkolb Engineers
300 Frank H. Ogawa Plaza
Oakland, CA 94612
510.272.9040

MECHANICAL ENGINEER

Ted Jacob Engineering Group. Inc
1763 Broadway
Oakland, CA 94612
510.763.4880

ELECTRICAL ENGINEER

Silverman & Light
1201 Park Avenue, Suite 100
Emeryville, CA 94608
510.655.1200

SEALS AND SIGNATURES

ISSUE	REV	DATE
OSHPD REVIEW	ORIGINAL	09/01/08
CU APPLICATION		11/16/2009
CU APPLICATION UPDATE		06/03/2010
CU APPLICATION UPDATE 2		05/27/2011
CU APPLICATION UPDATE 3		02/22/2012
CU APPLICATION UPDATE 4		05/06/2013

DRAWING TITLE

LEVEL 9 OVERALL PLAN

SCALE 1/16" = 1'-0"

PROJECT NUMBER 31891.000

DRAWING NUMBER **A2.09**

5/1/2013 2:42:57 PM



California Pacific Medical Center

A Sutter Health Affiliate

California Pacific Medical Center
P.O. Box 7999
San Francisco, CA 94120

CATHEDRAL HILL HOSPITAL

OSHPD # IS-080885-38

ARCHITECT

SMITHGROUP
architecture engineering interiors planning

301 Battery Street, 7th Floor
San Francisco, CA 94111
T 415.227.0100
F 415.908.0862
www.smithgroup.com

STRUCTURAL ENGINEER

Degenkolb Engineers
300 Frank H. Ogawa Plaza
Oakland, CA 94612
510.272.9040

MECHANICAL ENGINEER

Ted Jacob Engineering Group. Inc
1763 Broadway
Oakland, CA 94612
510.763.4880

ELECTRICAL ENGINEER

Silverman & Light
1201 Park Avenue, Suite 100
Emeryville, CA 94608
510.655.1200

SEALS AND SIGNATURES

ISSUE	REV	DATE
OSHPD REVIEW	ORIGINAL	09/01/08
CU APPLICATION		11/16/2009
CU APPLICATION UPDATE		06/03/2010
CU APPLICATION UPDATE 2		05/27/2011
CU APPLICATION UPDATE 3		02/22/2012
CU APPLICATION UPDATE 4		05/06/2013

DRAWING TITLE

LEVEL 10 OVERALL PLAN

SCALE 1/16" = 1'-0"

PROJECT NUMBER 31891.000

DRAWING NUMBER **A2.10**

5/1/2013 2:43:08 PM

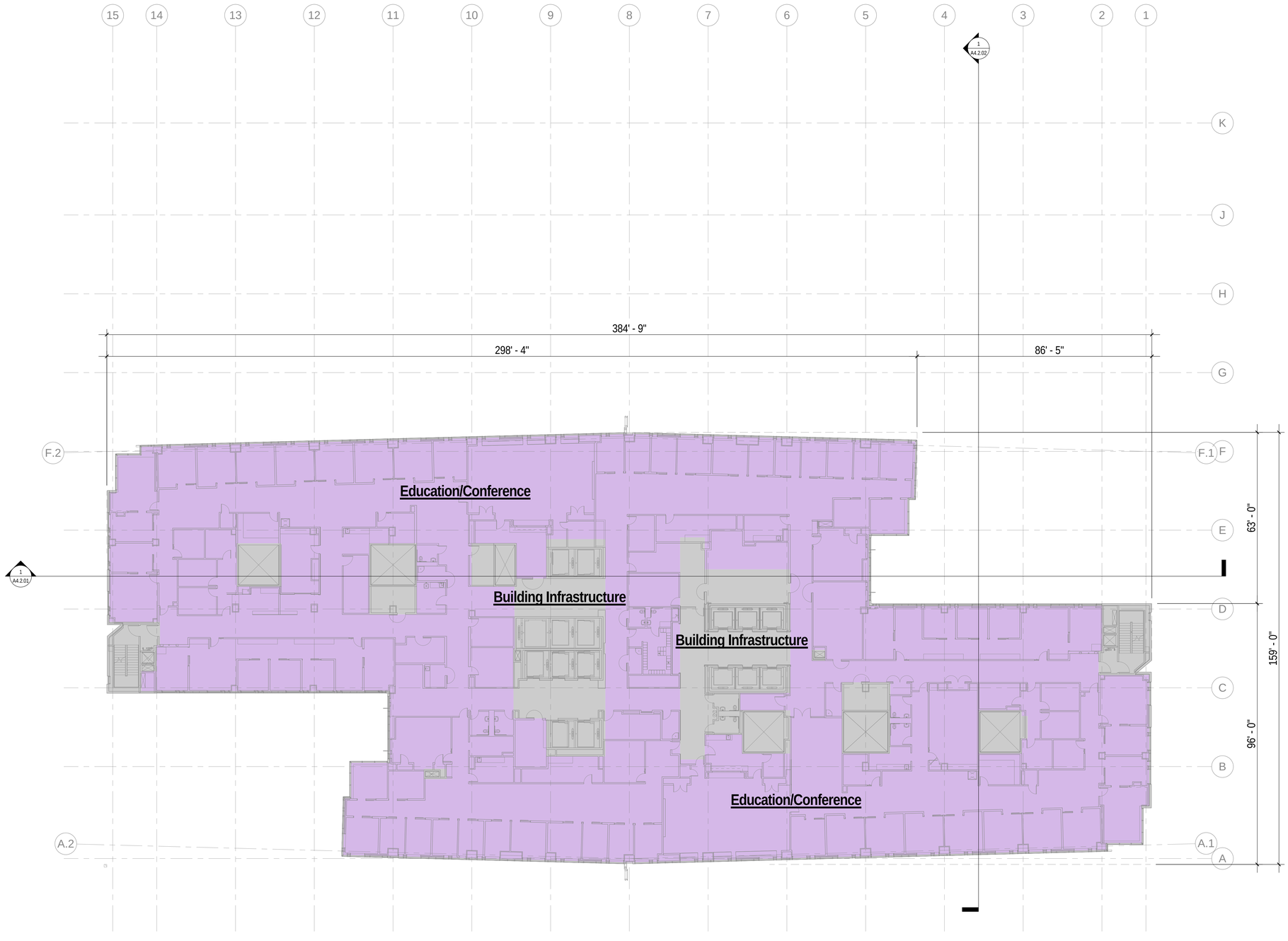

California Pacific Medical Center

A Sutter Health Affiliate

California Pacific Medical Center
P.O. Box 7999
San Francisco, CA 94120

CATHEDRAL HILL HOSPITAL

OSHPD # IS-080885-38

ARCHITECT

SMITHGROUP
architecture engineering interiors planning

301 Battery Street, 7th Floor
San Francisco, CA 94111
T 415.227.0100
F 415.908.0862
www.smithgroup.com

STRUCTURAL ENGINEER

Degenkolb Engineers
300 Frank H. Ogawa Plaza
Oakland, CA 94612
510.272.9040

MECHANICAL ENGINEER

Ted Jacob Engineering Group. Inc
1763 Broadway
Oakland, CA 94612
510.763.4880

ELECTRICAL ENGINEER

Silverman & Light
1201 Park Avenue, Suite 100
Emeryville, CA 94608
510.655.1200

SEALS AND SIGNATURES

ISSUE	REV	DATE
OSHPD REVIEW	ORIGINAL	09/01/08
CU APPLICATION		11/16/2009
CU APPLICATION UPDATE		06/03/2010
CU APPLICATION UPDATE 2		05/27/2011
CU APPLICATION UPDATE 3		02/22/2012
CU APPLICATION UPDATE 4		05/06/2013

DRAWING TITLE

LEVEL 11 OVERALL PLAN

SCALE 1/16" = 1'-0"

PROJECT NUMBER 31891.000

DRAWING NUMBER **A2.11**

5/1/2013 2:43:14 PM

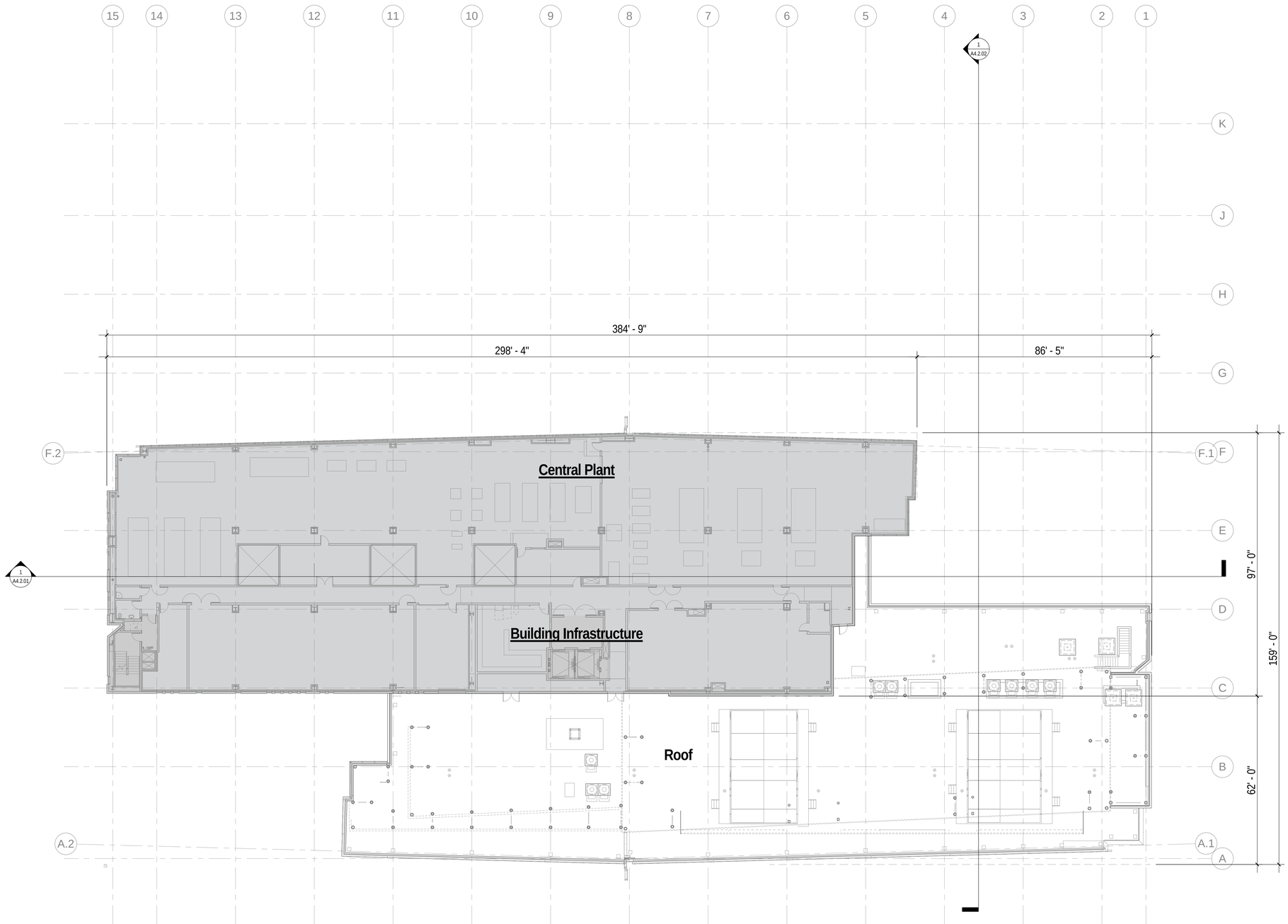

California Pacific Medical Center

A Sutter Health Affiliate

California Pacific Medical Center
P.O. Box 7999
San Francisco, CA 94120

CATHEDRAL HILL HOSPITAL

OSHPD # IS-080885-38

ARCHITECT

SMITHGROUP
architecture engineering interiors planning

301 Battery Street, 7th Floor
San Francisco, CA 94111
T 415.227.0100
F 415.908.0862
www.smithgroup.com

STRUCTURAL ENGINEER

Degenkolb Engineers
300 Frank H. Ogawa Plaza
Oakland, CA 94612
510.272.9040

MECHANICAL ENGINEER

Ted Jacob Engineering Group. Inc
1763 Broadway
Oakland, CA 94612
510.763.4880

ELECTRICAL ENGINEER

Silverman & Light
1201 Park Avenue, Suite 100
Emeryville, CA 94608
510.655.1200

SEALS AND SIGNATURES

ISSUE	REV	DATE
OSHPD REVIEW	ORIGINAL	09/01/08
CU APPLICATION		11/16/2009
CU APPLICATION UPDATE		06/03/2010
CU APPLICATION UPDATE 2		05/27/2011
CU APPLICATION UPDATE 3		02/22/2012
CU APPLICATION UPDATE 4		05/06/2013

DRAWING TITLE

LEVEL 12 OVERALL PLAN

SCALE 1/16" = 1'-0"

PROJECT NUMBER 31891.000

DRAWING NUMBER **A2.12**

5/1/2013 2:43:20 PM

California Pacific Medical Center

A Sutter Health Affiliate

California Pacific Medical Center
P.O. Box 7999
San Francisco, CA 94120

CATHEDRAL HILL HOSPITAL

OSHPD # IS-080885-38

ARCHITECT

SMITHGROUP
architecture engineering interiors planning

301 Battery Street, 7th Floor
San Francisco, CA 94111
T 415.227.0100
F 415.908.0862
www.smithgroup.com

STRUCTURAL ENGINEER

Degenkolb Engineers
300 Frank H. Ogawa Plaza
Oakland, CA 94612
510.272.9040

MECHANICAL ENGINEER

Ted Jacob Engineering Group. Inc
1763 Broadway
Oakland, CA 94612
510.763.4880

ELECTRICAL ENGINEER

Silverman & Light
1201 Park Avenue, Suite 100
Emeryville, CA 94608
510.655.1200

SEALS AND SIGNATURES

ISSUE	REV	DATE
OSHPD REVIEW	ORIGINAL	09/01/08
CU APPLICATION		11/16/2009
CU APPLICATION UPDATE		06/03/2010
CU APPLICATION UPDATE 2		05/27/2011
CU APPLICATION UPDATE 3		02/22/2012
CU APPLICATION UPDATE 4		05/06/2013

DRAWING TITLE

LEVEL 13 ROOF PLAN

SCALE 1/16" = 1'-0"

PROJECT NUMBER 31891.000

DRAWING NUMBER **A2.13**

5/1/2013 2:43:29 PM

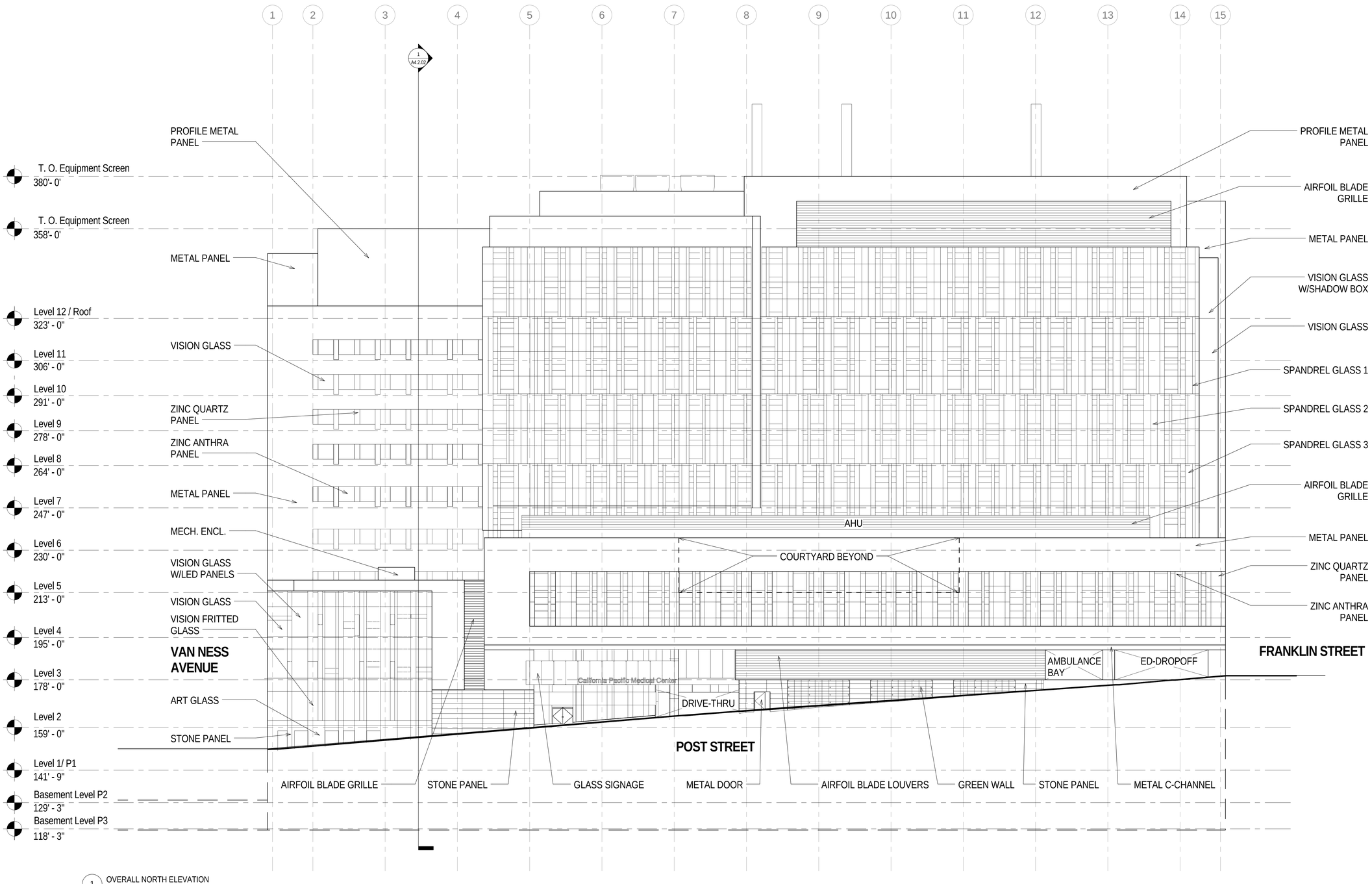

1 OVERALL NORTH ELEVATION
SCALE: 1/16" = 1'-0"

5/1/2013 2:43:52 PM

California Pacific Medical Center
A Sutter Health Affiliate

California Pacific Medical Center
P.O. Box 7999
San Francisco, CA 94120

CATHEDRAL HILL HOSPITAL

OSHPD # IS-080885-38

ARCHITECT
SMITHGROUP
architecture engineering interiors planning
301 Battery Street, 7th Floor
San Francisco, CA 94111
T 415.227.0100
F 415.908.0862
www.smithgroup.com

STRUCTURAL ENGINEER
Degenkolb Engineers
300 Frank H. Ogawa Plaza
Oakland, CA 94612
510.272.9040

MECHANICAL ENGINEER
Ted Jacob Engineering Group. Inc
1763 Broadway
Oakland, CA 94612
510.763.4880

ELECTRICAL ENGINEER
Silverman & Light
1201 Park Avenue, Suite 100
Emeryville, CA 94608
510.655.1200

SEALS AND SIGNATURES

ISSUE	REV	DATE
OSHPD REVIEW	ORIGINAL	09/01/08
CU APPLICATION		11/16/2009
CU APPLICATION UPDATE		06/03/2010
CU APPLICATION UPDATE 2		05/27/2011
CU APPLICATION UPDATE 3		02/22/2012
CU APPLICATION UPDATE 4		05/06/2013

DRAWING TITLE
NORTH ELEVATION

SCALE 1/16" = 1'-0"
PROJECT NUMBER 31891.000
DRAWING NUMBER **A4.1.01**



1 OVERALL EAST ELEVATION
SCALE: 1/16" = 1'-0"

5/1/2013 2:43:56 PM

California Pacific Medical Center
A Sutter Health Affiliate

California Pacific Medical Center
P.O. Box 7999
San Francisco, CA 94120

CATHEDRAL HILL HOSPITAL

OSHPD # IS-080885-38

ARCHITECT
SMITHGROUP
architecture engineering interiors planning
301 Battery Street, 7th Floor
San Francisco, CA 94111
T 415.227.0100
F 415.908.0862
www.smithgroup.com

STRUCTURAL ENGINEER
Degenkolb Engineers
300 Frank H. Ogawa Plaza
Oakland, CA 94612
510.272.9040

MECHANICAL ENGINEER
Ted Jacob Engineering Group. Inc
1763 Broadway
Oakland, CA 94612
510.763.4880

ELECTRICAL ENGINEER
Silverman & Light
1201 Park Avenue, Suite 100
Emeryville, CA 94608
510.655.1200

SEALS AND SIGNATURES

ISSUE	REV	DATE
OSHPD REVIEW	ORIGINAL	09/01/08
CU APPLICATION		11/16/2009
CU APPLICATION UPDATE		06/03/2010
CU APPLICATION UPDATE 2		05/27/2011
CU APPLICATION UPDATE 3		02/22/2012
CU APPLICATION UPDATE 4		05/06/2013

DRAWING TITLE
EAST ELEVATION

SCALE 1/16" = 1'-0"

PROJECT NUMBER 31891.000

DRAWING NUMBER **A4.1.02**

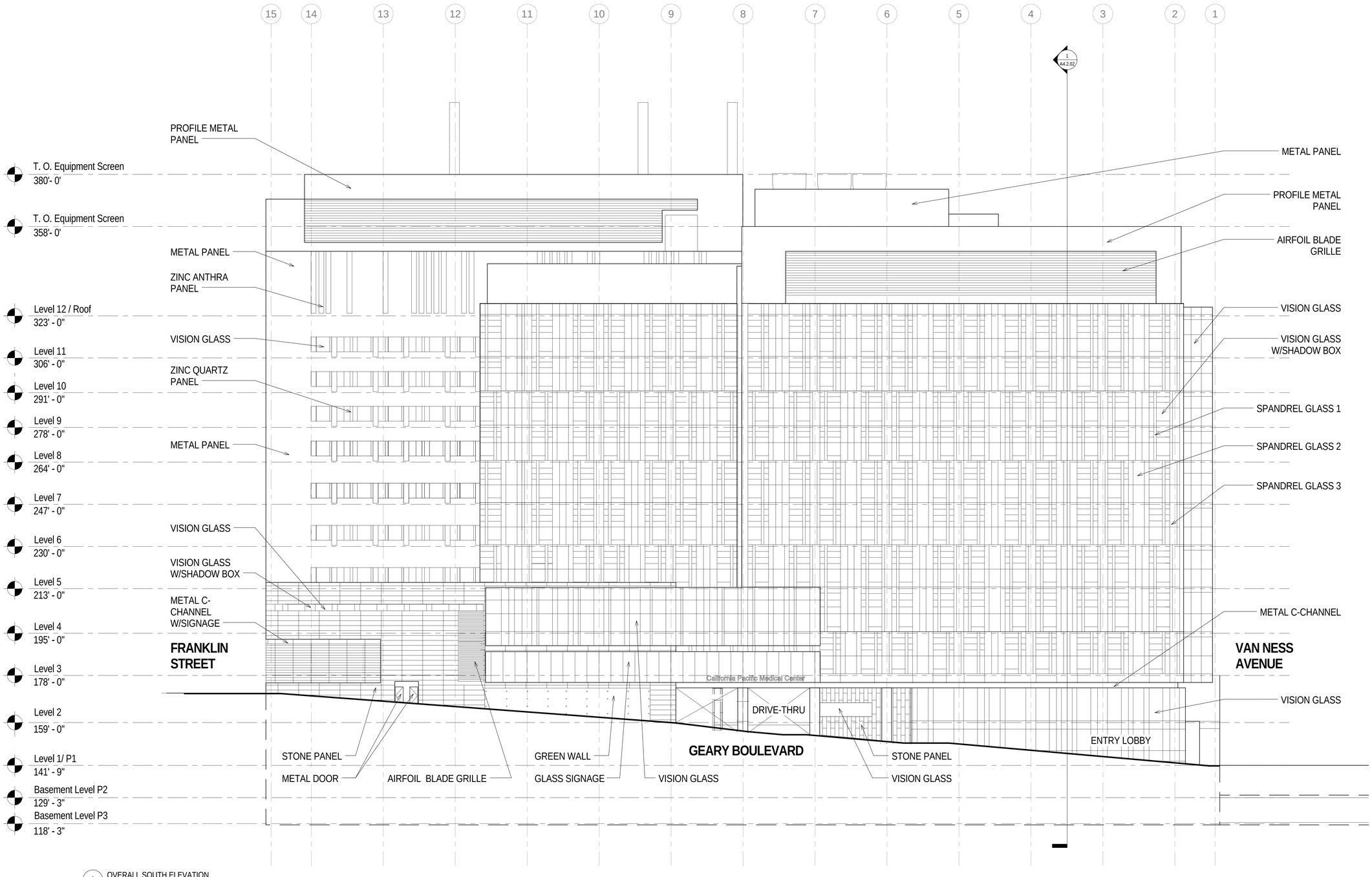

1 OVERALL SOUTH ELEVATION
SCALE: 1/16" = 1'-0"

5/1/2013 2:44:02 PM

California Pacific Medical Center

A Sutter Health Affiliate

California Pacific Medical Center
P.O. Box 7999
San Francisco, CA 94120

CATHEDRAL HILL HOSPITAL

OSHPD # IS-080885-38

ARCHITECT

SMITHGROUP
architecture engineering interiors planning
301 Battery Street, 7th Floor
San Francisco, CA 94111
T 415.227.0100
F 415.908.0862
www.smithgroup.com

STRUCTURAL ENGINEER
Degenkolb Engineers
300 Frank H. Ogawa Plaza
Oakland, CA 94612
510.272.9040

MECHANICAL ENGINEER
Ted Jacob Engineering Group. Inc
1763 Broadway
Oakland, CA 94612
510.763.4880

ELECTRICAL ENGINEER
Silverman & Light
1201 Park Avenue, Suite 100
Emeryville, CA 94608
510.655.1200

SEALS AND SIGNATURES

ISSUE	REV	DATE
OSHPD REVIEW	ORIGINAL	09/01/08
CU APPLICATION		11/16/2009
CU APPLICATION UPDATE		06/03/2010
CU APPLICATION UPDATE 2		05/27/2011
CU APPLICATION UPDATE 3		02/22/2012
CU APPLICATION UPDATE 4		05/06/2013

DRAWING TITLE
SOUTH ELEVATION

SCALE 1/16" = 1'-0"

PROJECT NUMBER 31891.000

DRAWING NUMBER **A4.1.03**

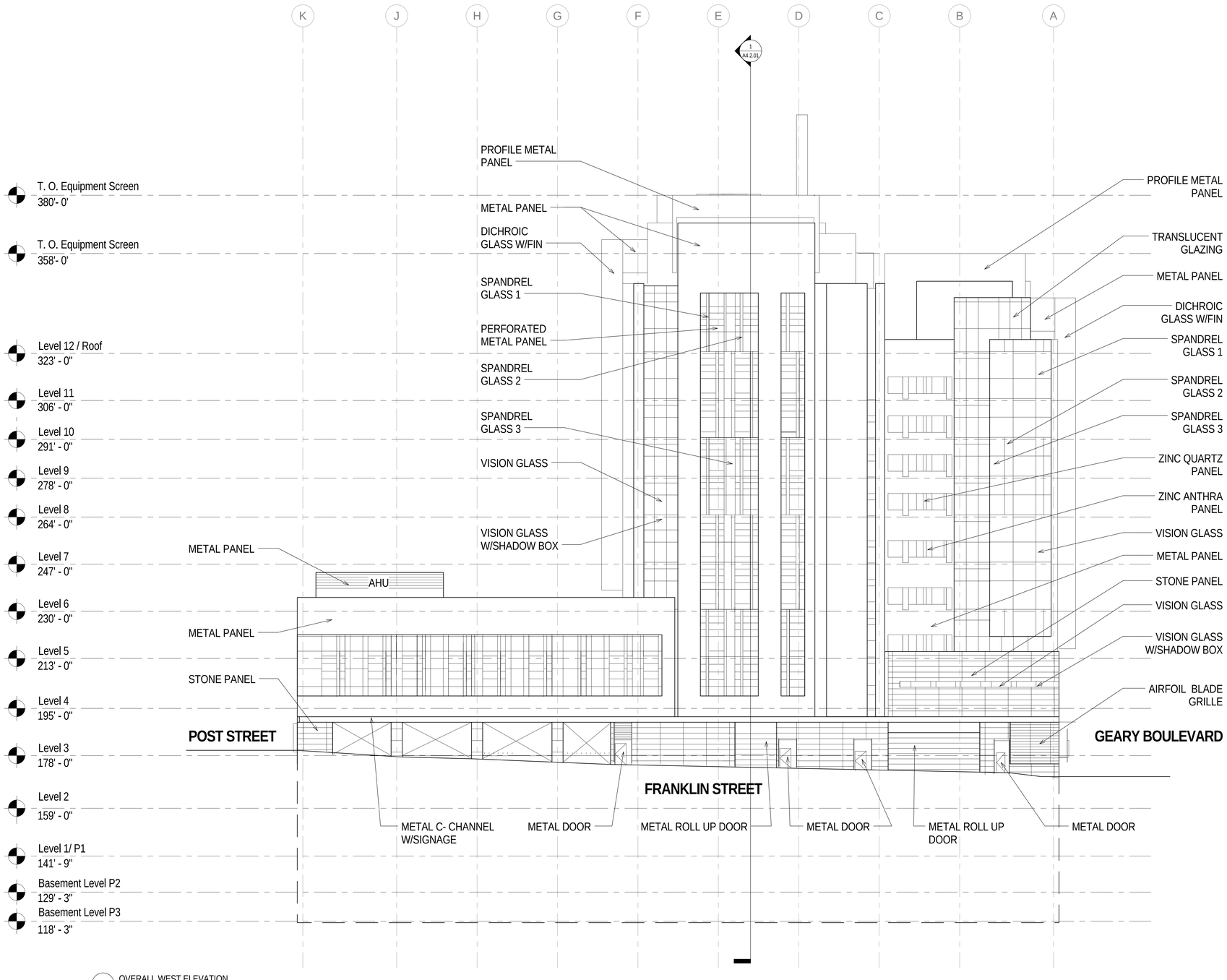

1 OVERALL WEST ELEVATION
SCALE: 1/16" = 1'-0"

5/1/2013 2:44:06 PM

California Pacific Medical Center
A Sutter Health Affiliate

California Pacific Medical Center
P.O. Box 7999
San Francisco, CA 94120

CATHEDRAL HILL HOSPITAL

OSHPD # IS-080885-38

ARCHITECT
SMITHGROUP
architecture engineering interiors planning
301 Battery Street, 7th Floor
San Francisco, CA 94111
T 415.227.0100
F 415.908.0862
www.smithgroup.com

STRUCTURAL ENGINEER
Degenkolb Engineers
300 Frank H. Ogawa Plaza
Oakland, CA 94612
510.272.9040

MECHANICAL ENGINEER
Ted Jacob Engineering Group. Inc
1763 Broadway
Oakland, CA 94612
510.763.4880

ELECTRICAL ENGINEER
Silverman & Light
1201 Park Avenue, Suite 100
Emeryville, CA 94608
510.655.1200

SEALS AND SIGNATURES

ISSUE	REV	DATE
OSHPD REVIEW	ORIGINAL	09/01/08
CU APPLICATION		11/16/2009
CU APPLICATION UPDATE		06/03/2010
CU APPLICATION UPDATE 2		05/27/2011
CU APPLICATION UPDATE 3		02/22/2012
CU APPLICATION UPDATE 4		05/06/2013

DRAWING TITLE
WEST ELEVATION

SCALE 1/16" = 1'-0"

PROJECT NUMBER 31891.000

DRAWING NUMBER **A4.1.04**



1 BUILDING SECTION AA
SCALE: 1/16" = 1'-0"

5/1/2013 2:44:11 PM

California Pacific Medical Center
A Sutter Health Affiliate

California Pacific Medical Center
P.O. Box 7999
San Francisco, CA 94120

CATHEDRAL HILL HOSPITAL

OSHPD # IS-080885-38

ARCHITECT
SMITHGROUP
architecture engineering interiors planning
301 Battery Street, 7th Floor
San Francisco, CA 94111
T 415.227.0100
F 415.908.0862
www.smithgroup.com

STRUCTURAL ENGINEER
Degenkolb Engineers
300 Frank H. Ogawa Plaza
Oakland, CA 94612
510.272.9040

MECHANICAL ENGINEER
Ted Jacob Engineering Group. Inc
1763 Broadway
Oakland, CA 94612
510.763.4880

ELECTRICAL ENGINEER
Silverman & Light
1201 Park Avenue, Suite 100
Emeryville, CA 94608
510.655.1200

SEALS AND SIGNATURES

ISSUE	REV	DATE
OSHPD REVIEW	ORIGINAL	09/01/08
CU APPLICATION		11/16/2009
CU APPLICATION UPDATE		06/03/2010
CU APPLICATION UPDATE 2		05/27/2011
CU APPLICATION UPDATE 3		02/22/2012
CU APPLICATION UPDATE 4		05/06/2013

DRAWING TITLE
BUILDING SECTION

SCALE 1/16" = 1'-0"
PROJECT NUMBER 31891.000
DRAWING NUMBER **A4.2.01**

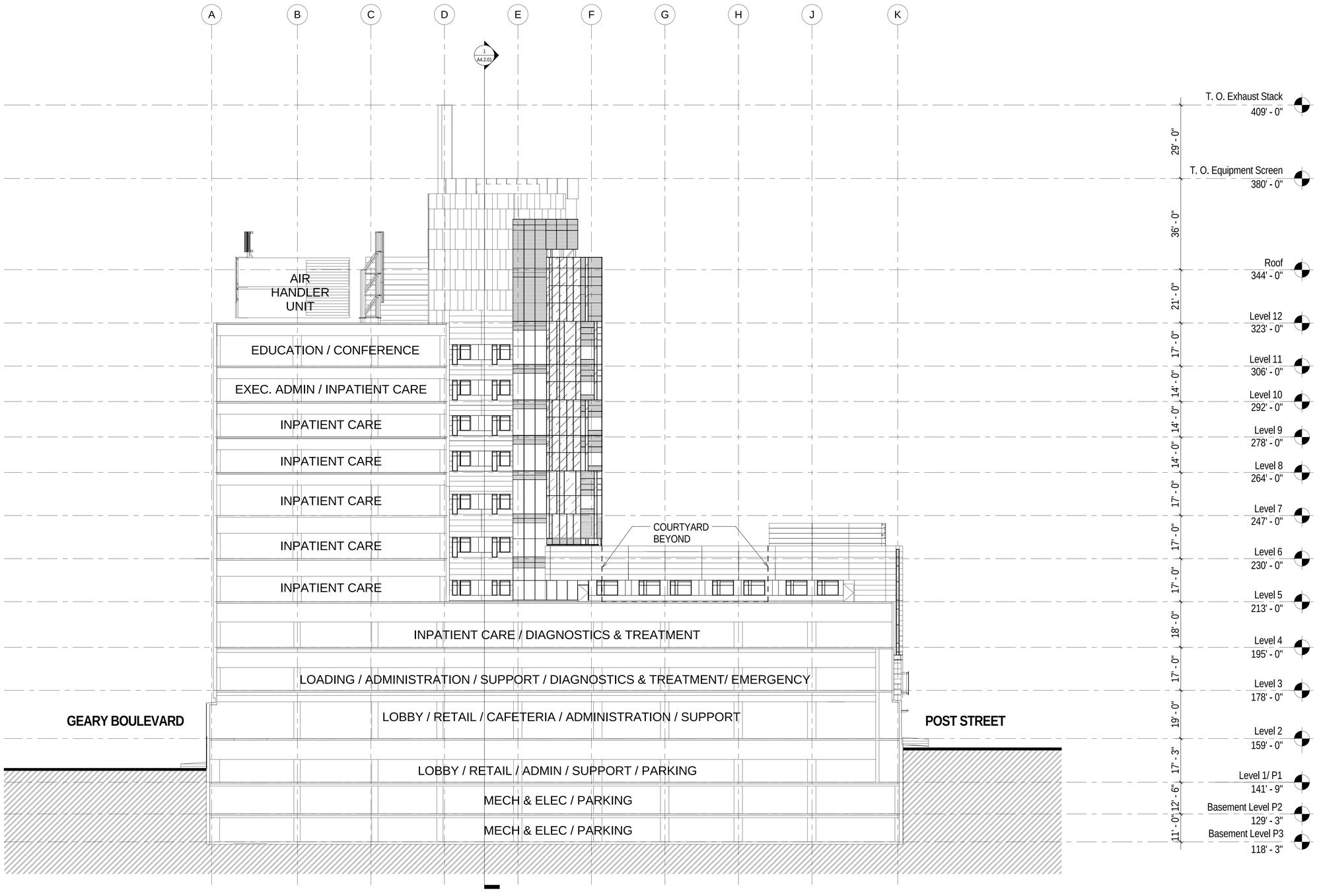

1 BUILDING SECTION BB
SCALE: 1/16" = 1'-0"

California Pacific Medical Center
A Sutter Health Affiliate

California Pacific Medical Center
P.O. Box 7999
San Francisco, CA 94120

CATHEDRAL HILL HOSPITAL

OSHPD # IS-080885-38

ARCHITECT
SMITHGROUP
architecture engineering interiors planning
301 Battery Street, 7th Floor
San Francisco, CA 94111
T 415.227.0100
F 415.908.0862
www.smithgroup.com

STRUCTURAL ENGINEER
Degenkolb Engineers
300 Frank H. Ogawa Plaza
Oakland, CA 94612
510.272.9040

MECHANICAL ENGINEER
Ted Jacob Engineering Group. Inc
1763 Broadway
Oakland, CA 94612
510.763.4880

ELECTRICAL ENGINEER
Silverman & Light
1201 Park Avenue, Suite 100
Emeryville, CA 94608
510.655.1200

SEALS AND SIGNATURES

ISSUE	REV	DATE
OSHPD REVIEW	ORIGINAL	09/01/08
CU APPLICATION		11/16/2009
CU APPLICATION UPDATE		06/03/2010
CU APPLICATION UPDATE 2		05/27/2011
CU APPLICATION UPDATE 3		02/22/2012
CU APPLICATION UPDATE 4		05/06/2013

DRAWING TITLE
BUILDING SECTION

SCALE 1/16" = 1'-0"
PROJECT NUMBER 31891.000
DRAWING NUMBER **A4.2.02**

5/1/2013 2:44:18 PM

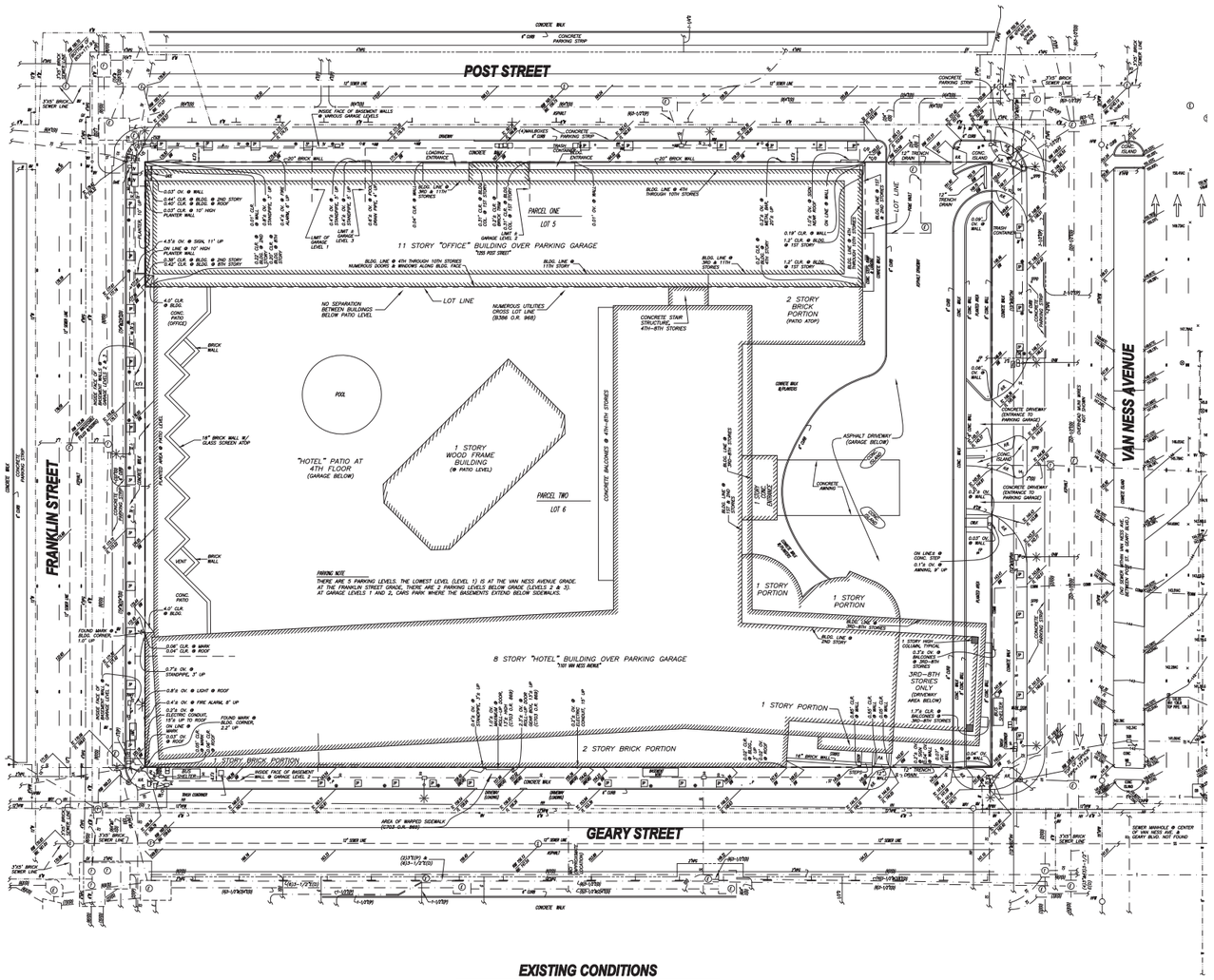

EXISTING CONDITIONS

SCALE 1":20'

LEGEND

CLR.	CLEAR	HPW	HIGH PRESSURE WATER VALVE	E	ELECTRIC PULLBOX
OV.	OVER		ELECTROLIER W/ TRAFFIC SIGNAL	TRAFF	TRAFFIC CAMERA ON POLE
R/W	RIGHT OF WAY	TS	TRAFFIC SIGNAL PULLBOX	TS	TRAFFIC SIGNAL PULLBOX
BLDG.	BUILDING	M	MUNI POLE	DET	DETECTOR COVER
CONC.	CONCRETE		FIRE HYDRANT	TV	TELEVISION PULLBOX
CS	CONCRETE STEPS		HIGH PRESSURE FIRE HYDRANT	DOE	DEPT. OF ELECTRICITY PULLBOX
P.A.	PLANTED AREA	GP	GUARD POST	C/O	CLEANOUT
CWLK	CONCRETE WALK	MRY	HETCH HETCHY MUNI MANHOLE	E	ELECTRIC LINE
CW	CONCRETE WALL	SFPD	"SFPD" COVER	G	GAS LINE
H.R.	HANDICAP RAMP	T	TELEPHONE MANHOLE	HPG	HIGH PRESSURE GAS LINE
TC	TOP OF CURB	UMC	UNKNOWN METAL COVER	MCI	MCI LINE
FL	FLOW LINE	HPW	HIGH PRESSURE WATER MANHOLE	HH	HETCH HETCHY MUNI LINE
BW	BACK OF WALK		ELECTROLIER/ MUNI GUY POLE	S	SEWER LINE
GB	GRADE BREAK		TRAFFIC SIGNAL	SL	STREET LIGHT LINE
INV.	INVERT	BUS	BUS SHELTER PULLBOX	T	TELEPHONE LINE
	SIGN	M	MUNI POLE	TV	TELEVISION LINE
FP	FLAG POLE ON BASE	TS	TRAFFIC SIGNAL PULLBOX	TS	TRAFFIC SIGNAL LINE
	SIGN		ELECTROLIER	W	WATER LINE
TR	TRAFFIC SIGN	SL	STREET LIGHT PULLBOX	HPW	HIGH PRESSURE WATER LINE
P	PARKING SIGN	OHM	OVERHEAD MUNI WIRES	(D)	DUCT
ST	STREET SIGN			(P)	PIPE
	PARKING METER				
NM	PARKING METER POST (NO METER)				
	TRAFFIC SIGNAL CONTROL BOX, 6' HIGH				
TSCB					
BUS	BUS SIGN				
	BIKE RACK				
S	SEWER MANHOLE				
	CATCH BASIN				
WV	WATER VALVE				
GV	GAS VALVE				
E	ELECTRIC MANHOLE				

LEGAL DESCRIPTION

ALL THAT REAL PROPERTY SITUATED IN THE CITY AND COUNTY OF SAN FRANCISCO, STATE OF CALIFORNIA, DESCRIBED AS FOLLOWS:

PARCEL ONE:

COMMENCING AT A POINT ON THE SOUTHERLY LINE OF POST STREET, DISTANT THEREON 57.50 FEET WESTERLY OF THE WESTERLY LINE OF VAN NESS AVENUE; RUNNING THENCE AT A RIGHT ANGLE SOUTHERLY, PARALLEL WITH SAID LINE OF VAN NESS AVENUE, 56.83 FEET; THENCE AT A RIGHT ANGLE WESTERLY, PARALLEL WITH SAID LINE OF POST STREET, 327.25 FEET TO THE EASTERLY LINE OF FRANKLIN STREET; THENCE AT A RIGHT ANGLE NORTHERLY, ALONG SAID LINE OF FRANKLIN STREET, 56.83 FEET TO SAID SOUTHERLY LINE OF POST STREET; THENCE AT A RIGHT ANGLE EASTERLY, ALONG SAID LINE OF POST STREET, 327.25 FEET TO THE POINT OF COMMENCEMENT.

BEING A PORTION OF WESTERN ADDITION BLOCK NO. 83.

LOT 005, BLOCK 0695

PARCEL TWO:

BEGINNING AT THE INTERSECTION OF THE WESTERLY LINE OF VAN NESS AVENUE AND THE NORTHERLY LINE OF GEARY STREET; RUNNING THENCE WESTERLY ALONG THE SAID LINE OF GEARY STREET, 384 FEET 9 INCHES TO THE POINT OF INTERSECTION OF THE NORTHERLY LINE OF GEARY STREET AND THE EASTERLY LINE OF FRANKLIN STREET; THENCE NORTHERLY ALONG THE SAID EASTERLY LINE OF FRANKLIN STREET, 275 FEET TO THE INTERSECTION OF THE EASTERLY LINE OF FRANKLIN STREET AND THE SOUTHERLY LINE OF POST STREET; THENCE AT A RIGHT ANGLE EASTERLY, ALONG THE SAID SOUTHERLY LINE OF POST STREET 384 FEET 9 INCHES TO THE INTERSECTION OF THE SOUTHERLY LINE OF POST STREET AND THE WESTERLY LINE OF VAN NESS AVENUE; THENCE AT A RIGHT ANGLE SOUTHERLY, ALONG THE WESTERLY LINE OF VAN NESS AVENUE, 275 FEET TO THE NORTHERLY LINE OF GEARY STREET AND THE POINT OF COMMENCEMENT.

EXCEPTING THEREFROM, THE FOLLOWING DESCRIBED PROPERTY:

COMMENCING AT A POINT ON THE SOUTHERLY LINE OF POST STREET, DISTANT THEREON 57.50 FEET WESTERLY OF THE WESTERLY LINE OF VAN NESS AVENUE; RUNNING THENCE AT A RIGHT ANGLE SOUTHERLY, PARALLEL WITH SAID LINE OF VAN NESS AVENUE, 56.83 FEET; THENCE AT A RIGHT ANGLE WESTERLY, PARALLEL WITH SAID LINE OF POST STREET 327.25 FEET TO THE EASTERLY LINE OF FRANKLIN STREET; THENCE AT A RIGHT ANGLE NORTHERLY, ALONG SAID LINE OF FRANKLIN STREET, 56.83 FEET TO SAID SOUTHERLY LINE OF POST STREET; THENCE AT A RIGHT ANGLE EASTERLY, ALONG SAID LINE OF POST STREET, 327.25 FEET TO THE POINT OF COMMENCEMENT.

BEING A PORTION OF WESTERN ADDITION BLOCK NO. 83.

LOT 006, BLOCK 0695

SURVEY REFERENCE

CHICAGO TITLE COMPANY PRELIMINARY REPORT NO. 705817 DATED SEPTEMBER 8, 2003.

THE FOLLOWING ARE EXCEPTIONS TO TITLE WITHIN THE ABOVE REFERENCED PRELIMINARY REPORT:

1. THE SUBJECT PROPERTY LIES WITHIN THE EXTERIOR BOUNDARIES OF THE WESTERN ADDITION APPROVED REDEVELOPMENT PROJECT AREA A-2 AND IS SUBJECT TO THE MASTER PLAN FOR THE REDEVELOPMENT OF SAID PROJECT SET FORTH IN "THE REDEVELOPMENT PLAN" FILED JULY 21, 1966, SERIES NO. P03935, OFFICIAL RECORDS AND ALL SUBSEQUENT AMENDMENTS.

2. COVENANTS, CONDITIONS AND RESTRICTIONS IN THE DECLARATION OF RESTRICTIONS RECORDED DECEMBER 13, 1966, IN BOOK B103, PAGE 216, OFFICIAL RECORDS.

3. TERMS AND CONDITIONS AS CONTAINED IN THAT CERTAIN GRANT DEED RECORDED DECEMBER 9, 1969, IN BOOK B386, PAGE 961, OFFICIAL RECORDS.

4. "GRANT OF EASEMENT AND ACCEPTANCE OF COVENANTS" RECORDED DECEMBER 9, 1969, IN BOOK B386, PAGE 968, OFFICIAL RECORDS. EASEMENT IN FAVOR OF LOT 6 FOR USE OF UTILITIES AND STRUCTURES LOCATED ON LOT 5 ESSENTIAL TO THE SERVICING AND OPERATION OF THE IMPROVEMENTS ON LOT 6. EXACT LOCATIONS UNKNOWN.

5. CITY AND COUNTY OF SAN FRANCISCO DEPARTMENT OF PUBLIC WORKS ORDER NO. 113,753 RECORDED JANUARY 2, 1979, IN BOOK C703, PAGE 869, OFFICIAL RECORDS. SAID INSTRUMENT GRANTS REVOCABLE PERMISSION TO OCCUPY A PORTION OF THE SIDEWALK AREA WITH A ROLLUP DOOR INSTALLATION AND TO CONSTRUCT A WARPED DRIVEWAY RAMP AT GEARY STREET FRONTAGE.

BASIS OF SURVEY

CITY OF SAN FRANCISCO MONUMENT MAP NO. 16 ON FILE IN THE OFFICE OF THE CITY ENGINEER.

GENERAL NOTES

1. DETAILS NEAR PROPERTY LINES ARE NOT TO SCALE.
2. ALL ANGLES ARE 90 DEGREES UNLESS NOTED OTHERWISE.
3. THIS SURVEY WAS CONDUCTED BY MARTIN M RON ASSOCIATES.

UTILITY NOTE

THE UTILITIES EXISTING ON THE SURFACE AND SHOWN ON THIS DRAWING HAVE BEEN LOCATED BY FIELD SURVEY. ALL UNDERGROUND UTILITIES SHOWN ON THIS DRAWING ARE FROM RECORDS OF THE VARIOUS UTILITY COMPANIES AND THE SURVEYOR DOES NOT ASSUME RESPONSIBILITY FOR THEIR COMPLETENESS, INDICATED LOCATION OR SIZE. RECORD UTILITY LOCATION SHOULD BE CONFIRMED BY EXPOSING THE UTILITY. DUE TO THE PROLIFERATION OF TELECOMMUNICATION COMPANIES, NOT ALL UNDERGROUND RECORDS ARE AVAILABLE. THEREFORE, THERE MAY BE TELECOMMUNICATION *LINES NOT SHOWN HEREON.*

GRAPHIC SCALE

(IN FEET)
1 inch = 20 ft.

California Pacific Medical Center
A Sutter Health Affiliate

California Pacific Medical Center
P.O. Box 7999
San Francisco, CA 94120

CATHEDRAL HILL HOSPITAL

ARCHITECT
SMITHGROUP
architecture engineering interiors planning
301 Battery Street, 7th Floor
San Francisco, CA 94111
T 415.227.0100
F 415.908.0862
www.smithgroup.com

CIVIL ENGINEER
BKF
ENGINEERS | SURVEYORS | PLANNERS
1646 N. California Blvd., Suite 400
Walnut Creek, CA 94596
925.940.2200

LANDSCAPE ARCHITECT
WRT
487 Bryant Street, First Floor
San Francisco, CA 94107
415.575.4722

SEALS AND SIGNATURES

REGISTERED PROFESSIONAL ENGINEER
Robert C. Stone
No. C 058660
Exp. 12.31.2012
CIVIL
STATE OF CALIFORNIA

STREET IMPROVEMENT PERMIT SUBMITTAL

ISSUE	REV	DATE
100% DD		08/23/2010
PERMIT SET		07/15/2011
PERMIT SET	1	01/03/2012
PERMIT SET	2	02/17/2012

FOR PERMIT APPROVAL
NOT FOR CONSTRUCTION

DRAWING TITLE

EXISTING CONDITIONS

SCALE	AS SHOWN
PROJECT NUMBER	31891.000
DRAWING NUMBER	C1.0

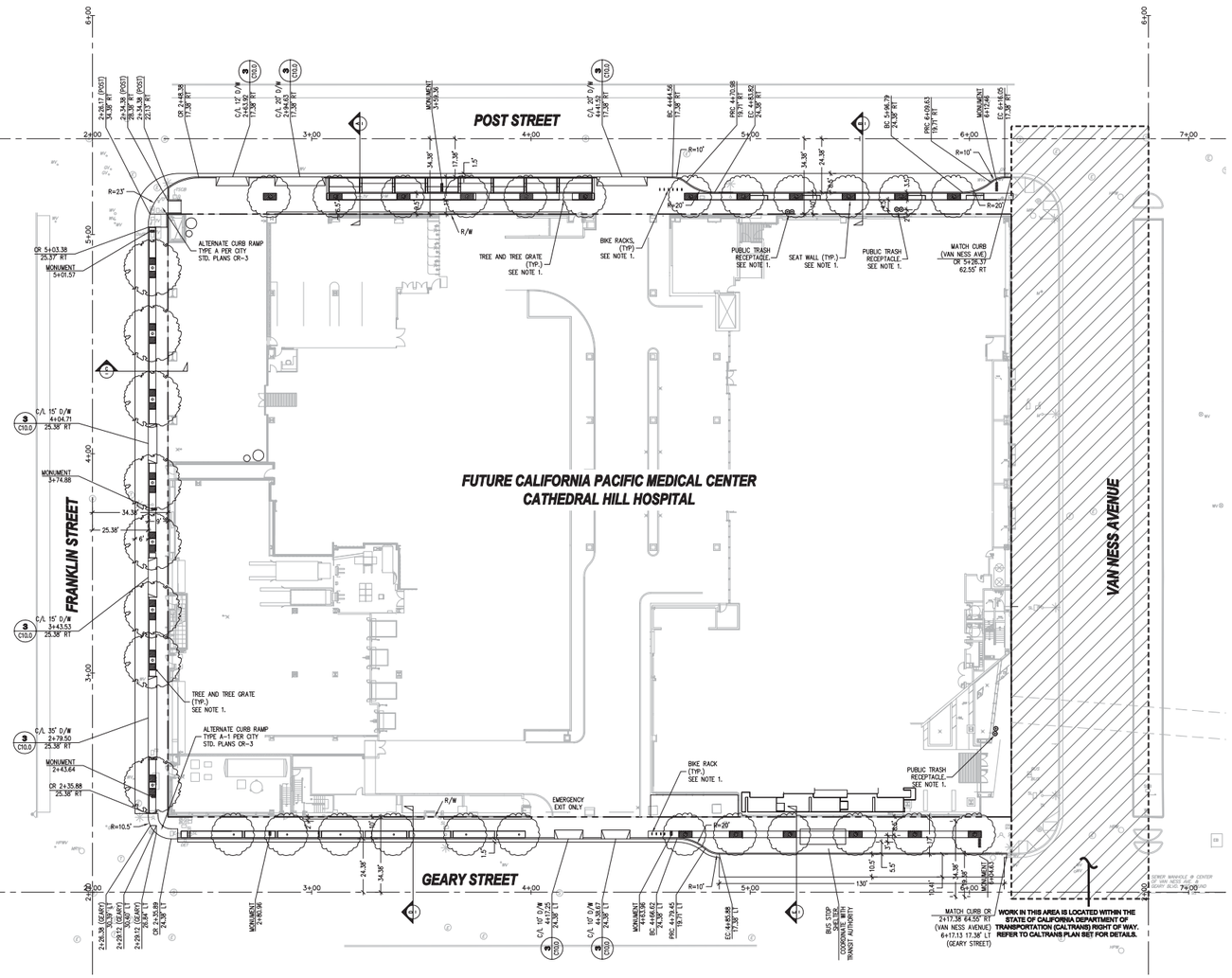

LAYOUT PLAN

SCALE 1":20'

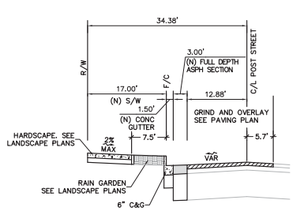

SECTION A - POST STREET

1":10'

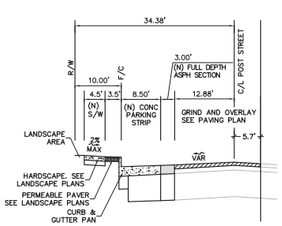

SECTION B - POST STREET

1":10'

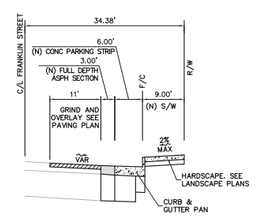

SECTION C - FRANKLIN STREET

1":10'

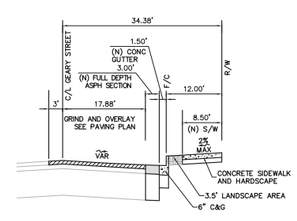

SECTION D - GEARY STREET

1":10'

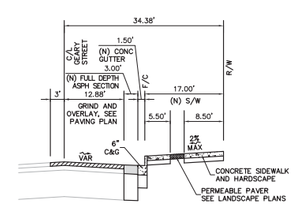

SECTION E - GEARY STREET

1":10'

GRAPHIC SCALE

(IN FEET)
1 inch = 80 ft.

NOTE

1. REFER TO LANDSCAPE PLANS FOR FOR PAVEMENT FINISH, PAVER INFORMATION, JOINT AND SCORE PATTERNS, TREE AND TREE GRATES, FURNISHING, AND OTHER SITE ELEMENT DETAILS.
2. CONTRACTOR SHALL ADHERE TO STANDARDS LISTED IN REGULATIONS FOR WORKING IN SAN FRANCISCO STREETS (THE BLUE BOOK), 8TH EDITION, AT ALL TIMES DURING DEMOLITION AND CONSTRUCTION.

ABBREVIATIONS

AC	ASPHALT CONCRETE
BC	BEGINNING OF CURVE
CB	CATCH BASIN
C/L	CENTERLINE
CR	CURB RETURN
DW	DRIVEWAY
(E)	EXISTING
EC	END OF CURVE
F/C	FACE OF CURB
L / L	LEFT OFFSET
MIN	MINIMUM
(N)	NEW
NIC	NOT IN CONTRACT
PRC	POINT OF REVERSE CURVATURE
R	RADIUS
RT	RIGHT OFFSET
R/W	RIGHT OF WAY LINE
SFPW	SAN FRANCISCO PUBLIC WORKS
TYP.	TYPICAL
VAR.	VARIES

LEGEND

- BICYCLE RACKS SEE LANDSCAPE PLANS
- MONUMENT SEE LANDSCAPE PLANS
- PUBLIC TRASH RECEPTACLES SEE LANDSCAPE PLANS
- CURB RAMP PER SFPW STANDARD DETAILS. SEE ALSO SHEET C7.0 FOR CURB RETURN PROFILES.
- CONCRETE DRIVEWAY PER SFPW STANDARD DETAILS. 3/C10.0
- NEW STREET TREE & TREE GRATE. SEE LANDSCAPE PLANS FOR DETAILS.

California Pacific Medical Center
A Sutter Health Affiliate

California Pacific Medical Center
P.O. Box 7999
San Francisco, CA 94120

CATHEDRAL HILL HOSPITAL

ARCHITECT
SMITHGROUP
architecture engineering interiors planning
301 Battery Street, 7th Floor
San Francisco, CA 94111
T 415.227.0100
F 415.908.0862
www.smithgroup.com

CIVIL ENGINEER
BKF
ENGINEERS | SURVEYORS | PLANNING
1646 N. California Blvd., Suite 400
Walnut Creek, CA 94596
925.940.2200

LANDSCAPE ARCHITECT
WRT
487 Bryant Street, First Floor
San Francisco, CA 94107
415.575.4722

SEALS AND SIGNATURES

REGISTERED PROFESSIONAL ENGINEER
BRENT C. RIDDLE
No. C 058660
Exp. 12.31.2012
CIVIL
STATE OF CALIFORNIA

STREET IMPROVEMENT PERMIT SUBMITTAL

ISSUE	REV	DATE
100% DD		08/23/2010
PERMIT SET		07/15/2011
PERMIT SET	1	01/03/2012
PERMIT SET	2	02/17/2012

FOR PERMIT APPROVAL
NOT FOR CONSTRUCTION

DRAWING TITLE
LAYOUT PLAN

SCALE	AS SHOWN
PROJECT NUMBER	31891.000
DRAWING NUMBER	C3.0

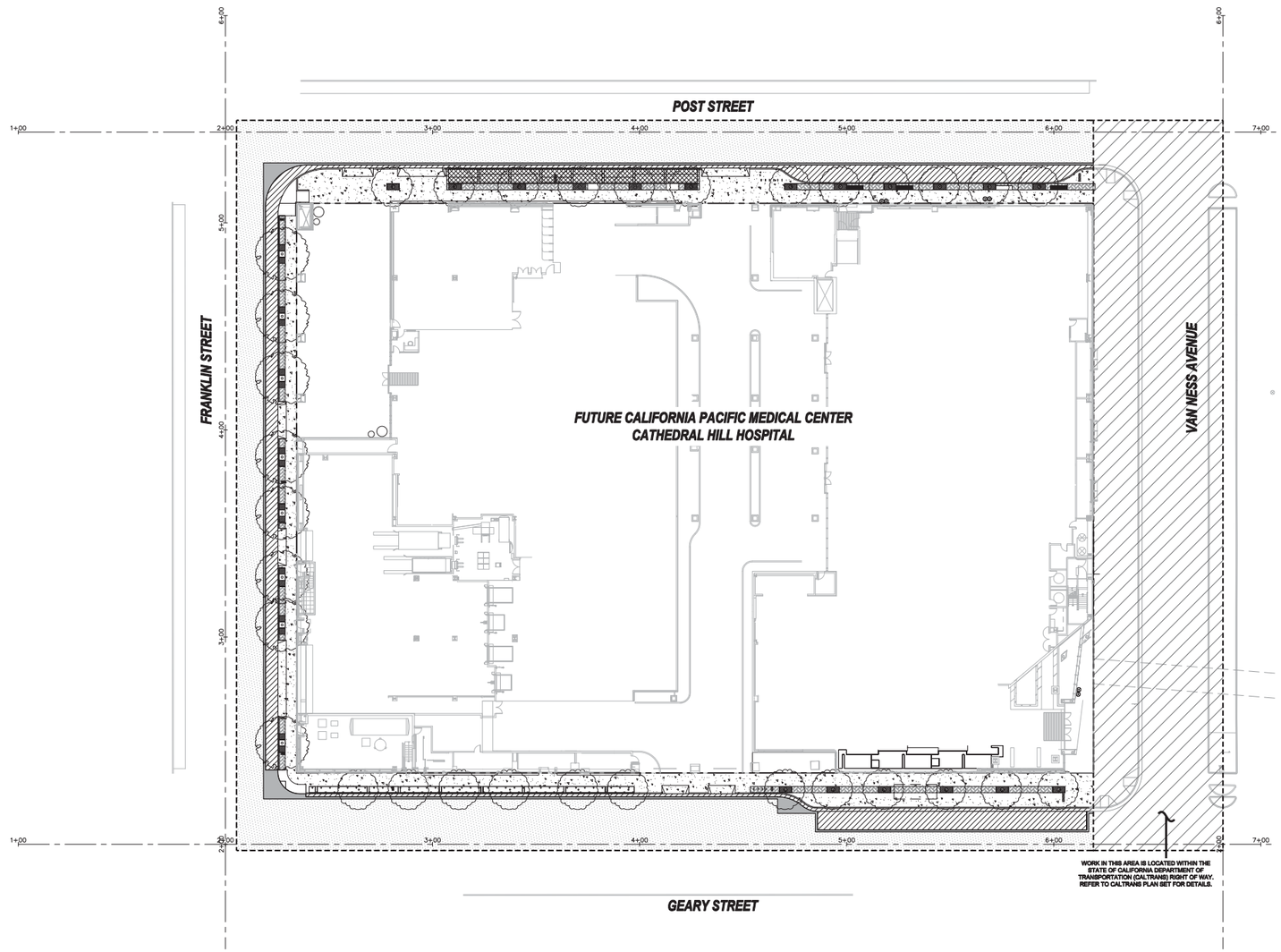

PAVING PLAN

SCALE 1":20'

NOTE

1. REFER TO LANDSCAPE PLANS FOR TREE AND TREE GRATES, FURNISHING, AND OTHER SITE ELEMENTS DETAILS.
2. REFER TO LANDSCAPE PLANS FOR PAVEMENT FINISH, PAVER INFORMATION, AND SCORE PATTERN.
3. ALL UTILITIES WITHIN LIMIT OF WORK SHALL BE ADJUSTED TO NEW GRADE UNLESS OTHERWISE NOTED.

LEGEND

- PCC PAVING. REFER TO LANDSCAPE PLANS FOR DETAILS.
- STANDARD COMBINED CURB AND PARKING STRIP OR GUTTER PER SFPW STANDARD DETAIL FILE NO. 87,170
- AC PLUG. CONTRACTOR TO MATCH FULL DEPTH OF EXISTING STREET (1/-)
- GRIND AND OVERLAY (2" MIN) TO LIMIT OF WORK PER SFPW STANDARD DETAIL FILE NO. 87,168
- RAIN GARDEN TREATMENT AREA. SEE LANDSCAPE PLANS FOR DETAILS
- PERMEABLE PAVERS. SEE LANDSCAPE PLANS FOR DETAILS.
- LANDSCAPE AREA. SEE LANDSCAPE PLANS FOR DETAILS.
- SEAT WALL. SEE LANDSCAPE PLANS FOR DETAILS.
- LIMIT OF WORK

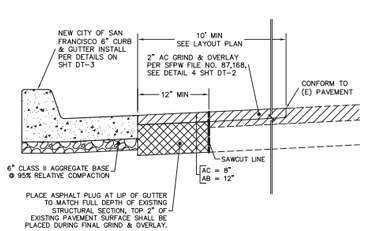

1/- **AC PLUG**
NOT TO SCALE

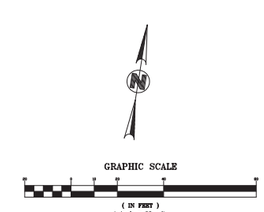

California Pacific Medical Center
A Sutter Health Affiliate

California Pacific Medical Center
P.O. Box 7999
San Francisco, CA 94120

CATHEDRAL HILL HOSPITAL

ARCHITECT
SMITHGROUP
architecture engineering interiors planning
301 Battery Street, 7th Floor
San Francisco, CA 94111
T 415.227.0100
F 415.908.0862
www.smithgroup.com

CIVIL ENGINEER
BKF
ENGINEERS / SURVEYORS / PLANNERS
1646 N. California Blvd., Suite 400
Walnut Creek, CA 94596
925.940.2200

LANDSCAPE ARCHITECT
WRT
487 Bryant Street, First Floor
San Francisco, CA 94107
415.575.4722

SEALS AND SIGNATURES

REGISTERED PROFESSIONAL ENGINEER
ROBERT C. FOWLER
No. C 058660
Exp. 12.31.2012
CIVIL
STATE OF CALIFORNIA

STREET IMPROVEMENT PERMIT SUBMITTAL

ISSUE	REV	DATE
100% DD		08/23/2010
PERMIT SET		07/15/2011
PERMIT SET	1	01/03/2012
PERMIT SET	2	02/17/2012

FOR PERMIT APPROVAL
NOT FOR CONSTRUCTION

DRAWING TITLE
PAVING PLAN

SCALE AS SHOWN
PROJECT NUMBER 31891.000
DRAWING NUMBER **C4.0**

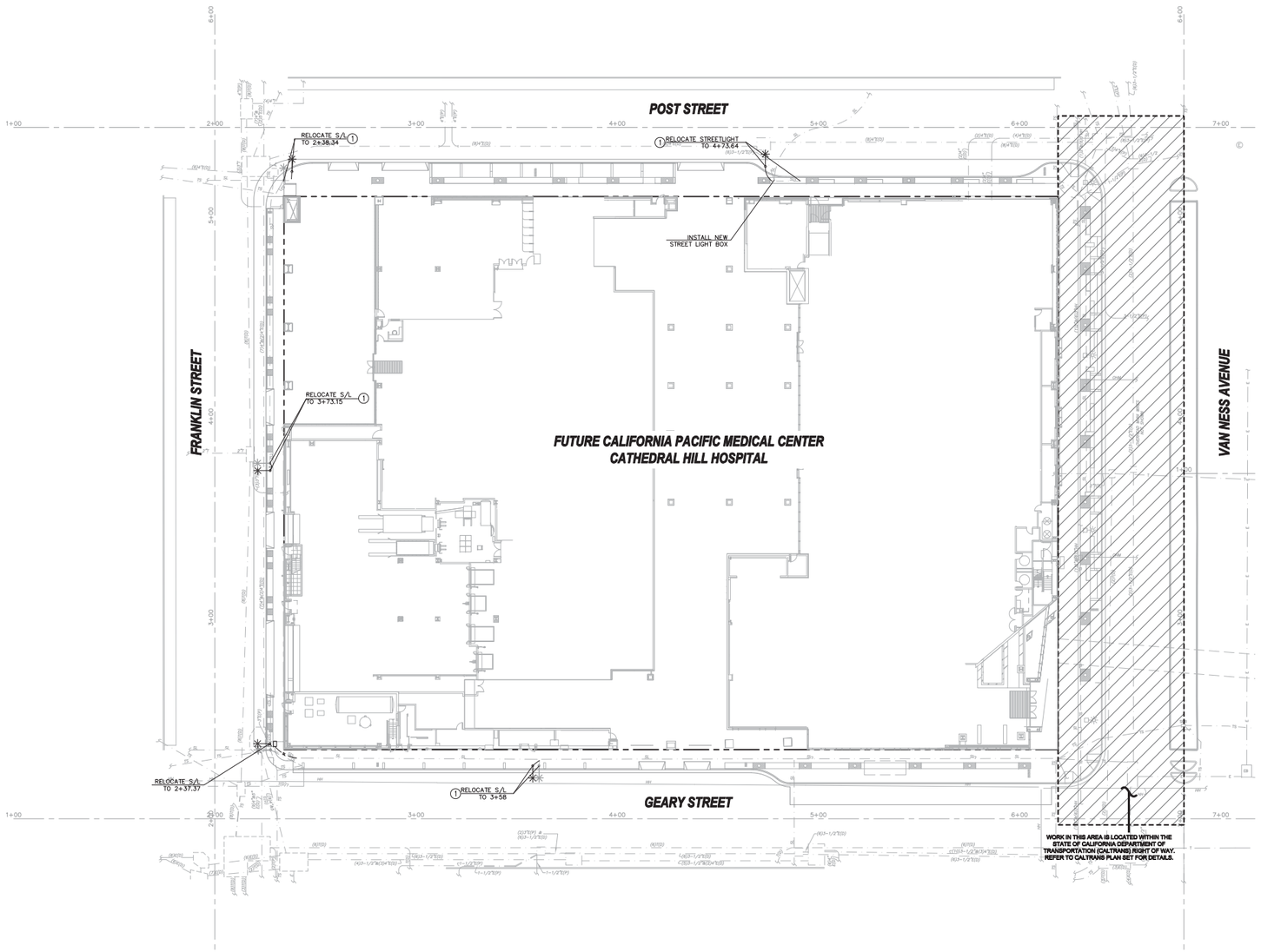

STREETLIGHT PLAN

SCALE 1"=20'

LEGEND:

- (E) STREETLIGHT ELECTRICAL CONDUIT
- STREET LIGHT PULL BOX
- RELOCATED STREETLIGHT
- (N) 2" PVC OR GRS STREETLIGHT CONDUIT (SEE NOTE 1)

KEYNOTES:

1. RELOCATE EXISTING STREET LIGHT PER SFPW STANDARD PLANS. INSTALL NEW 2" CONDUIT AND CONDUCTORS TO CONNECT TO EXISTING SYSTEM.

NOTES:

1. CONTRACTOR TO COORDINATE RELOCATION OF STREETLIGHTS AND CONDUIT WITH OWNER. STREETLIGHTS LOCATED ON GEARY BLVD ARE OWNED BY PG&E. STREETLIGHTS LOCATED ON FRANKLIN AND POST STREETS ARE OWNED BY SFPUC

ABBREVIATIONS:

(E)	EXISTING
GRS	GALVANIZED RIGID STEEL
(N)	NEW
PG&E	PACIFIC GAS AND ELECTRIC COMPANY
PVC	POLYVINYL CHLORIDE
SFPUC	SAN FRANCISCO PUBLIC UTILITY COMMISION
SFPW	SAN FRANCISCO PUBLIC WORKS

GRAPHIC SCALE

(IN FEET)
1 inch = 20 ft.

California Pacific Medical Center
A Sutter Health Affiliate

California Pacific Medical Center
P.O. Box 7999
San Francisco, CA 94120

CATHEDRAL HILL HOSPITAL

ARCHITECT
SMITHGROUP
architecture engineering interiors planning
301 Battery Street, 7th Floor
San Francisco, CA 94111
T 415.227.0100
F 415.908.0862
www.smithgroup.com

CIVIL ENGINEER
BKF
Engineers | Surveyors | Planners
1646 N. California Blvd., Suite 400
Walnut Creek, CA 94596
925.940.2200

LANDSCAPE ARCHITECT
WRT
487 Bryant Street, First Floor
San Francisco, CA 94107
415.575.4722

SEALS AND SIGNATURES

REGISTERED PROFESSIONAL ENGINEER
JERRY C. SIGNA
No. C 058660
Exp. 12.31.2012
CIVIL
STATE OF CALIFORNIA

STREET IMPROVEMENT PERMIT SUBMITTAL

ISSUE	REV	DATE
100% DD		08/23/2010
PERMIT SET		07/15/2011
PERMIT SET	1	01/03/2012
PERMIT SET	2	02/17/2012

FOR PERMIT APPROVAL
NOT FOR CONSTRUCTION

DRAWING TITLE
STREETLIGHT PLAN

SCALE AS SHOWN
PROJECT NUMBER 31891.000
DRAWING NUMBER **C8.0**

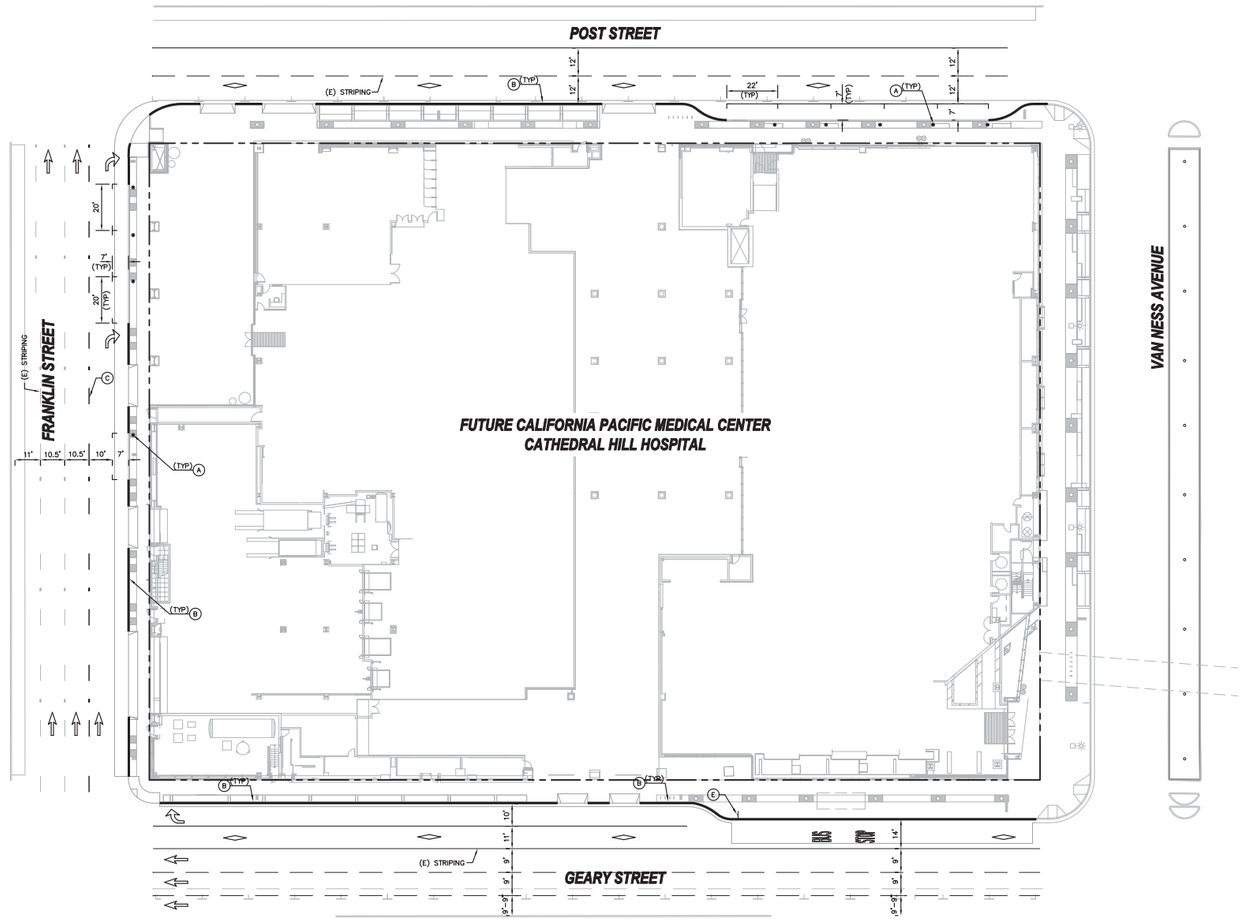

SIGNAGE AND STRIPING PLAN

SCALE 1":20'

LEGEND:

- (A) INSTALL PARKING METER 2' AWAY FROM FACE OF CURB.
- (B) PAINT RED CURB
- (C) 4" WHITE THERMOPLASTIC STRIPING PER DETAIL 2 OF PAVEMENT MARKERS AND TRAFFIC LINES TYPICAL DETAILS FILE NUMBER 46012 (CITY AND COUNTY OF SAN FRANCISCO STANDARDS)
- (D) 12" WHITE THERMOPLASTIC STRIPE PER 2006 STANDARD CALTRANS PLAN A24E CROSSWALK DETAIL.
- (E) INSTALL BUS STOP SIGN PER LOCAL TRANSIT AUTHORITY STANDARDS

PARKING STRIPING

TYPE I (18'-0") ARROW PER CALTRANS STD PLAN A24A

TYPE IV (R) ARROW PER CALTRANS STD PLAN A24A

PAVEMENT MARKING WORDS PER CALTRANS STD PLAN A24D

NOTES:

1. UNLESS OTHERWISE NOTED ALL PARKING STALLS SHALL BE 20'x7' PER STANDARD PARKING STALL MARKING DETAIL FILE NUMBER STR-2706.1 (CITY AND COUNTY OF SAN FRANCISCO STANDARDS)

GRAPHIC SCALE

(IN FEET)
1 inch = 20 ft.

California Pacific Medical Center
A Sutter Health Affiliate

California Pacific Medical Center
P.O. Box 7999
San Francisco, CA 94120

CATHEDRAL HILL HOSPITAL

ARCHITECT
SMITHGROUP
architecture engineering interiors planning
301 Battery Street, 7th Floor
San Francisco, CA 94111
T 415.227.0100
F 415.908.0862
www.smithgroup.com

CIVIL ENGINEER
BKF
Engineers | Surveyors | Planners
1646 N. California Blvd., Suite 400
Walnut Creek, CA 94596
925.940.2200

LANDSCAPE ARCHITECT
WRT
487 Bryant Street, First Floor
San Francisco, CA 94107
415.575.4722

SEALS AND SIGNATURES

REGISTERED PROFESSIONAL ENGINEER
BRENT C. TRUMBLE
No. C 058660
Exp. 12.31.2012
CIVIL
STATE OF CALIFORNIA

STREET IMPROVEMENT PERMIT SUBMITTAL

ISSUE	REV	DATE
100% DD		08/23/2010
PERMIT SET		07/15/2011
PERMIT SET	1	01/03/2012
PERMIT SET	2	02/17/2012

FOR PERMIT APPROVAL
NOT FOR CONSTRUCTION

DRAWING TITLE

SIGNAGE AND STRIPING PLAN

SCALE	AS SHOWN
PROJECT NUMBER	31891.000
DRAWING NUMBER	C9.0

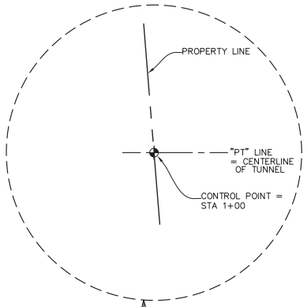

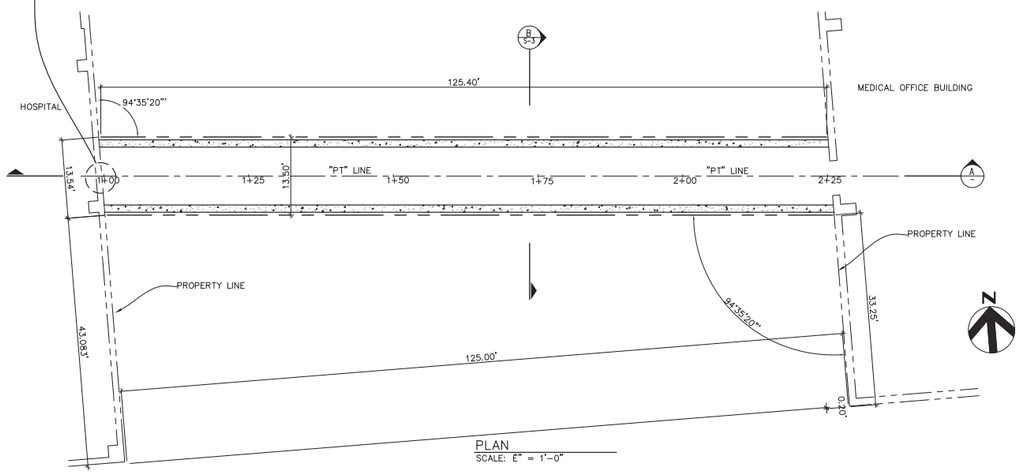

PLAN
SCALE: 1" = 1'-0"

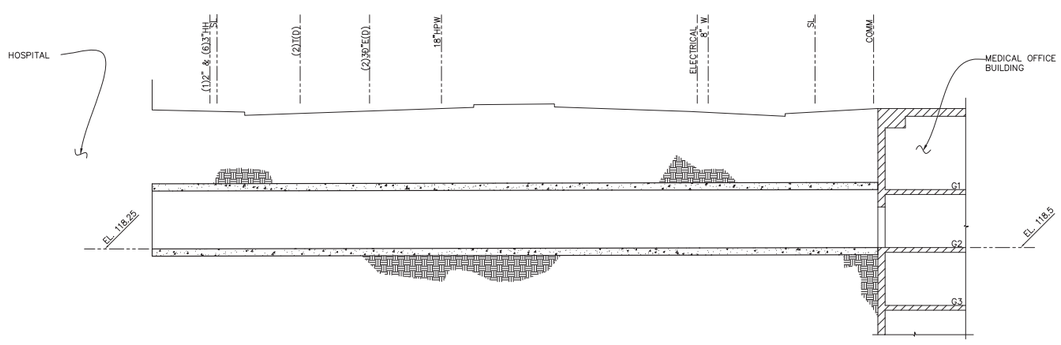

A LONGITUDINAL SECTION LOOKING NORTH
SCALE: 1" = 1'-0"

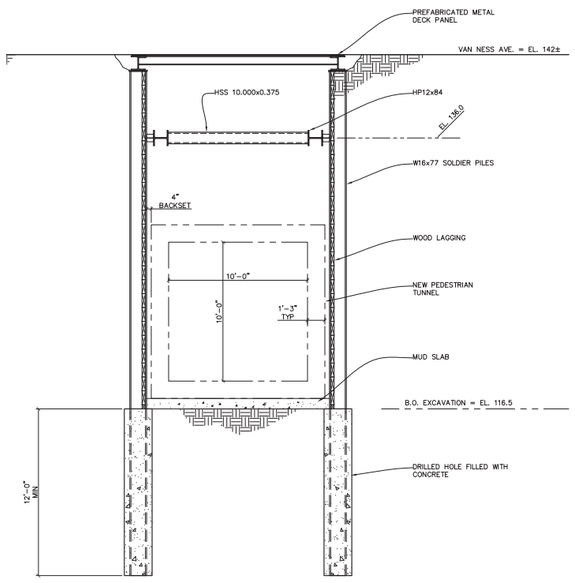

SECTION
SCALE: 1" = 1'-0"

FOR REFERENCE ONLY

WORK DONE AS PART OF THE CPMC MEDICAL OFFICE BUILDING TUNNEL CONSTRUCTION. SEE CPMC MEDICAL OFFICE BUILDING PEDESTRIAN TUNNEL CONSTRUCTION DOCUMENTS FOR DETAILS.

California Pacific Medical Center
A Sutter Health Affiliate

California Pacific Medical Center
P.O. Box 7999
San Francisco, CA 94120

CATHEDRAL HILL HOSPITAL

ARCHITECT
SMITHGROUP
architecture engineering interiors planning
301 Battery Street, 7th Floor
San Francisco, CA 94111
T 415.227.0100
F 415.908.0862
www.smithgroup.com

CIVIL ENGINEER
BKF
Engineers | Surveyors | Planners
1646 N. California Blvd., Suite 400
Walnut Creek, CA 94596
925.940.2200

LANDSCAPE ARCHITECT
WRT
487 Bryant Street, First Floor
San Francisco, CA 94107
415.575.4722

SEALS AND SIGNATURES

REGISTERED PROFESSIONAL ENGINEER
HENRY C. RUSHING
No. C 058660
Exp. 12.31.2012
CIVIL
STATE OF CALIFORNIA

STREET IMPROVEMENT PERMIT SUBMITTAL

ISSUE	REV	DATE
100% DD		08/23/2010
PERMIT SET		07/15/2011
PERMIT SET	1	01/03/2012
PERMIT SET	2	02/17/2012

FOR PERMIT APPROVAL
NOT FOR CONSTRUCTION

DRAWING TITLE
PEDESTRIAN TUNNEL AND LONGITUDINAL SECTION

SCALE

PROJECT NUMBER 31891.000

DRAWING NUMBER **C11.0**

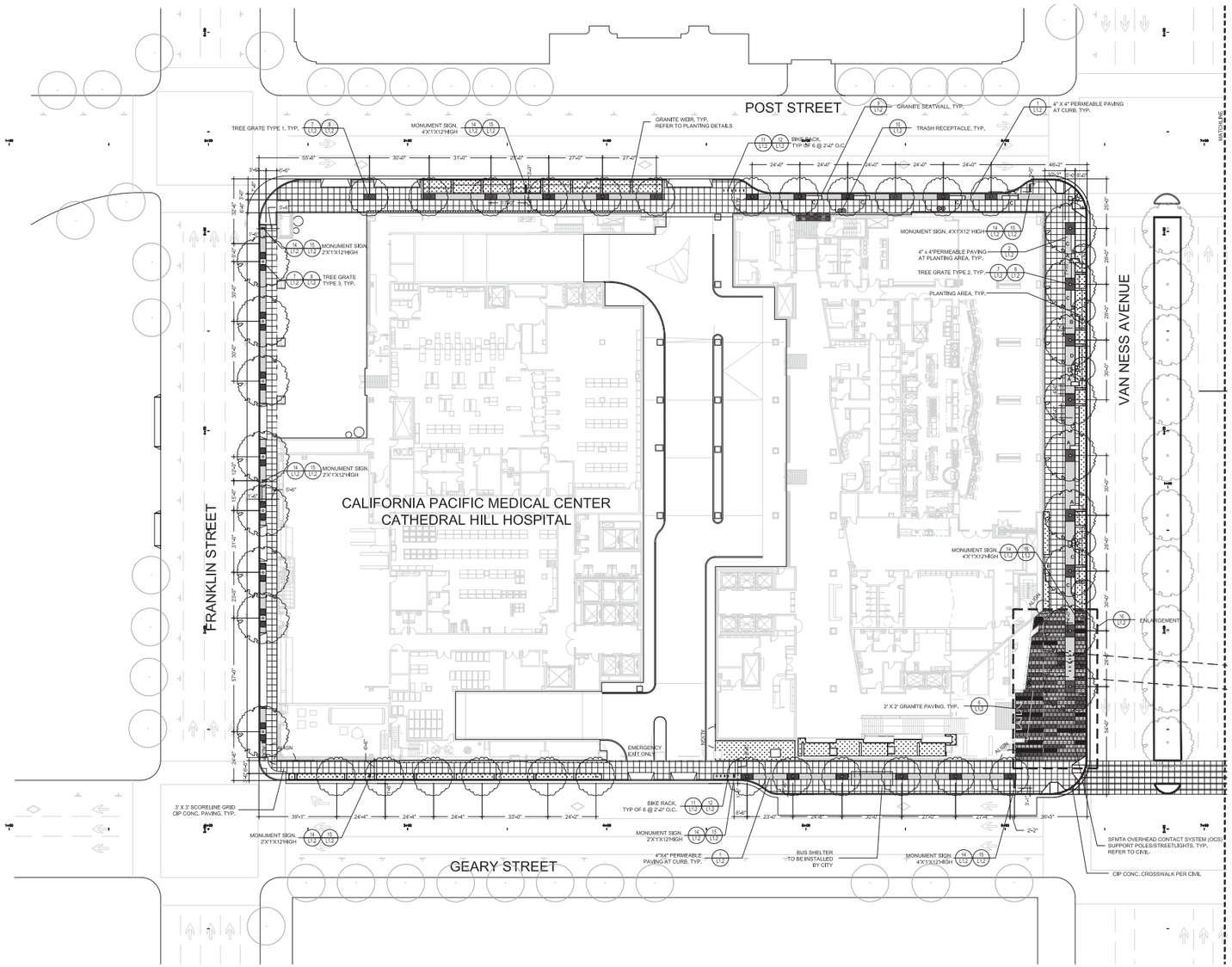

LAYOUT NOTES

1. LOCATE EXPANSION JOINTS IN SIDEWALK AT INTERVAL CLOSEST TO 30' BUT NO MORE THAN 30 FEET APART. PLACE EXPANSION JOINTS AT THOSE INTERVALS IN LIEU OF SCORE LINES SHOWN ON PLAN.

2. ELIMINATE SCORE LINES THAT WOULD OCCUR TWO INCHES OR LESS FROM AN EXISTING WALL OR THE LIMIT OF WORK.

3. THE CONTRACTOR SHALL BE RESPONSIBLE FOR THE VERIFICATION OF THE LOCATIONS OF ALL UTILITIES IN THE FIELD. LOCATIONS SHOWN ON THE PLAN ARE APPROXIMATE AND FOR GENERAL INFORMATION ONLY. THE CONTRACTOR SHALL NOTIFY UTILITY SERVICES AT LEAST 48 HOURS PRIOR TO ANY EXCAVATION ON THIS PROJECT.

4. ALL "LAYOUT" WORK SHALL BE APPROVED BY THE ENGINEER PRIOR TO THE START OF ANY EXCAVATION.

5. CONTRACTOR SHALL REPAIR AT HIS/HER OWN EXPENSE ANY DAMAGE, WHETHER INSIDE OR OUTSIDE OR OUTSIDE OF THE LIMIT OF WORK LINE, TO UTILITY SYSTEMS, SURFACE PAVEMENTS, FIXTURES OR STRUCTURES THAT ARE NOT SPECIFICALLY INDICATED TO BE REMOVED OR RELOCATED AS PART OF THE PROJECT CONSTRUCTION.

6. ALL DIMENSIONS AND ELEVATIONS ON THE DRAWINGS ARE IN FEET UNLESS OTHERWISE STATED.

7. THE CONTRACTOR SHALL EXERCISE PARTICULAR CARE WHILE WORKING IN THE VICINITY OF ACTIVE UTILITY AND DRAINAGE STRUCTURES. IN THE EVENT THAT ANY EXISTING STRUCTURES OR UTILITIES ARE DAMAGED AND THE SERVICES DISRUPTED, THE LINES SHALL BE IMMEDIATELY REPAIRED AND THE SERVICES RESTORED AS DIRECTED BY THE ENGINEER AT NO COST TO THE OWNER.

FURNISHING AND SITE ELEMENTS

SYMBOL	DESCRIPTION
	TREE GRATE TYPE 1 (3'x6')
	TREE GRATE TYPE 2 (5'x6')
	TREE GRATE TYPE 3 (2@ 3'x3')
	BIKE RACK
	GRANITE SEATWALL (DIMENSION VARIES)
	NEW VAN NESS STREETLIGHT/OCS PER BRT STANDARD
	TRASH RECEPTACLE
	SIGNAGE

PAVEMENT SCHEDULE

SYMBOL	MATERIAL & THICKNESS	DESCRIPTION	FINISH	FRICTION COEFFICIENT
	GRANITE PAVING, TYPE 1	ENTRANCE PLAZA VAN NESS CORRIDOR SIDEWALK & VEHICULAR ACESS AREA	FLAME	0.70 - 0.80
	GRANITE PAVING, TYPE 2	ENTRANCE PLAZA VAN NESS CORRIDOR VEHICULAR ACCESS AREA	SANDBLAST	0.70 - 0.80
	GRANITE PAVING, TYPE 3	ENTRANCE PLAZA VAN NESS CORRIDOR	HYDRO	0.70 - 0.80
	PERMEABLE PAVING	SIDEWALK	LIGHT SANDBLAST	0.84
	3' X 3' SCORELINE GRID CIP CONC. PAVING	SIDEWALK	LIGHT SANDBLAST	0.84

GRANITE SEATWALL LENGTH SCHEDULE

SYMBOL	LENGTH
A	4'-0"
B	6'-0"
C	8'-0"
D	10'-0"

GRAPHIC SCALE

(IN FEET)
1 inch = 20 ft.

California Pacific Medical Center
A Sutter Health Affiliate

California Pacific Medical Center
P.O. Box 7999
San Francisco, CA 94120

CATHEDRAL HILL HOSPITAL

ARCHITECT
SMITHGROUP
architecture engineering interiors planning
301 Battery Street, 7th Floor
San Francisco, CA 94111
T 415.227.0100
F 415.908.0862
www.smithgroup.com

CIVIL ENGINEER
BKF
Engineers | Surveyors | Planners
1646 N. California Blvd., Suite 400
Walnut Creek, CA 94596
925.940.2200

LANDSCAPE ARCHITECT
Wallace Roberts & Todd, Inc.
444 Townsend Street, Suite 4
San Francisco, CA 94107
415.575.4722

SEALS AND SIGNATURES

REGISTERED LANDSCAPE ARCHITECT
MARK A. STYLES
4251
SIGNATURE
DATE
STATE OF CALIFORNIA

STREET IMPROVEMENT PERMIT SUBMITTAL

ISSUE	REV	DATE
100% DD		08/23/2010
PERMIT SET		07/15/2011
PERMIT SET	1	01/11/2012
PERMIT SET	2	02/17/2012

FOR PERMIT APPROVAL
NOT FOR CONSTRUCTION

DRAWING TITLE

LAYOUT PLAN

SCALE AS SHOWN

PROJECT NUMBER 31891.000

DRAWING NUMBER **L1.1**

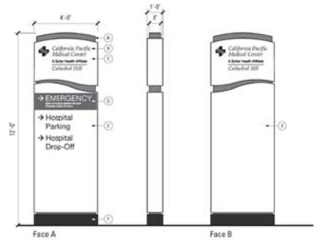

Van Ness Avenue Hospital Monument Sign Sign Type ID202.3-CUS

A. SIGN CORE: PAINTED TO MATCH COLOR P3 (SUTTER GRAY ,4PMS COOL GRAY 10).
B. SIGN FACE: PERIOPHALLIC 1/8" THICK ALUMINUM FACE ROUTED OUT FOR GRAPHICS, PAINTED TO MATCH COLOR PP1 (PMS 540, 20% GLOSS).
C. SIGN FACE: PERIOPHALLIC 1/8" THICK ALUMINUM FACE ROUTED OUT FOR GRAPHICS AND WINDOWS REPORTED THROUGH ACRYLIC, PAINTED TO MATCH COLOR A2 (SUTTER WHITE ACRYLIC - 7328 MLM WHITE), TYPEFACE: HELVETICA NEUE ROMAN 55, 70 AP HEIGHT.
D. EMERGENCY PANEL: ACRYLIC PANEL (MOUT INTO REMOVABLE MESSAGE PANEL, WITH OVERLAID STROKE, CUT VINYL TO MATCH COLOR V1 (SUTTER RED - 3630 MLM RED), TYPEFACE: HELVETICA NEUE ROMAN 55, 70 AP HEIGHT, 1/8" THICK ALUMINUM FACE ROUTED OUT FOR GRAPHICS.
E. MESSAGE PANEL: PERIOPHALLIC 1/8" THICK ALUMINUM PANEL, FACE ROUTED OUT FOR GRAPHICS AND WINDOWS REPORTED THROUGH ACRYLIC, LETTERS PROTRUDING 1/8" FROM SIGN FACE TO MATCH COLOR A2, PANEL PAINTED TO MATCH COLOR PP1, 20% GLOSS, TYPEFACE: HELVETICA NEUE ROMAN 55, 4" CAP HEIGHT.
F. SIGN BASE: 12" DIA. CONCRETE COLUMN, 12" DIA. FLARED BASE W/ PLACE CONCRETE FOUNDATION.
G. TRIM PANEL: INTERCHANGEABLE LIGHT BLANK.
H. INTERNAL ILLUMINATION TO BE LED LIGHTSOURCE WITH 110/220 VOLT POWER SOURCE.

NOTE: REFER TO DETAIL 15/L1.2 FOR FOOTING SCHEMATIC. CONCRETE FOOTING DESIGN AND ENGINEERING CALCULATIONS TO BE PROVIDED BY CONTRACTOR IN SHOP DRAWINGS TO WITHSTAND SPECIFIED LOADS.

15 DIRECTIONAL MONUMENT SIGN

ELEVATION

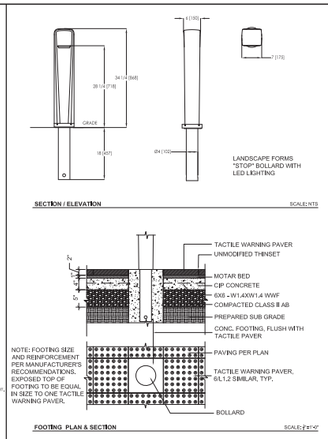

11 BOLLARD - EMBEDMENT MOUNT

SECTION & PLAN
NTS

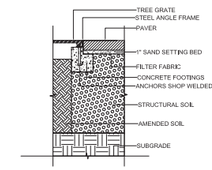

7 TREE GRATE AT PERMEABLE PAVING

SECTION
1"=1'-0"

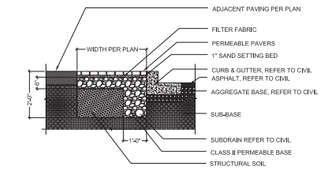

1 PERMEABLE PAVING AT CURB

SECTION
1/2"=1'-0"

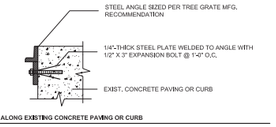

FRAME ALONG EXISTING CONCRETE PAVING OR CURB

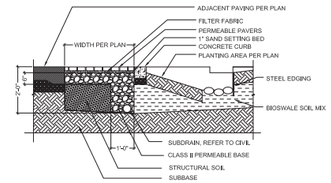

2 PERMEABLE PAVING AT PLANTING AREA

SECTION
2"=1'-0"

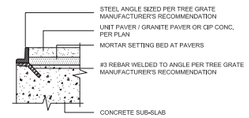

FRAME ALONG UNIT PAVER

NOTE:
COORDINATE EXACT FRAME ATTACHMENT WITH MANUFACTURER

8 TREE GRATE FRAME INSTALLATION

SECTION
N.T.S.

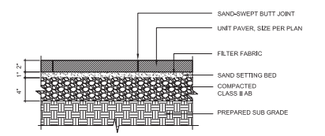

3 UNIT PAVER AT SIDEWALK

SECTION
1/8"=1'-0"

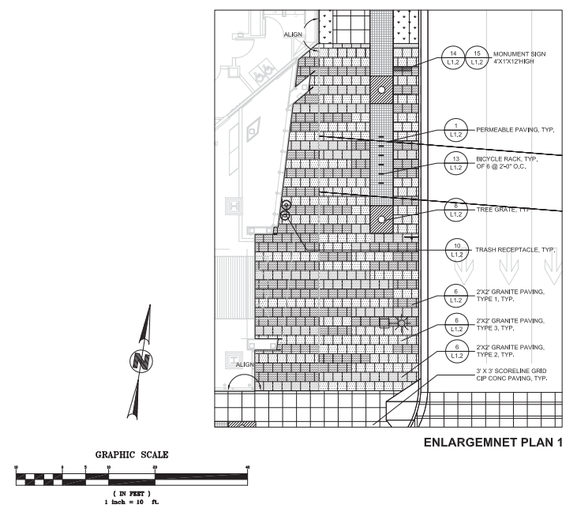

ENLARGEMNET PLAN 1

PAVEMENT SCHEDULE				
SYMBOL	MATERIAL & THICKNESS	DESCRIPTION	FINISH	FRICTION COEFFICIENT
	GRANITE PAVING, TYPE 1	ENTRANCE PLAZA VAN NESS CORRIDOR SIDEWALK & VEHICULAR ACESS AREA	FLAME	0.70 - 0.80
	GRANITE PAVING, TYPE 2	ENTRANCE PLAZA VAN NESS CORRIDOR VEHICULAR ACCESS AREA	SANDBLAST	0.70 - 0.80
	GRANITE PAVING, TYPE 3	ENTRANCE PLAZA VAN NESS CORRIDOR	HYDRO	0.70 - 0.80
	PERMEABLE PAVING	SIDEWALK	LIGHT SANDBLAST	0.84
	3' X 3' SCORELINE GRID CIP CONC PAVING	SIDEWALK	LIGHT SANDBLAST	0.84

16 ENLARGEMNET PLAN

PLAN
1"=10'-0"

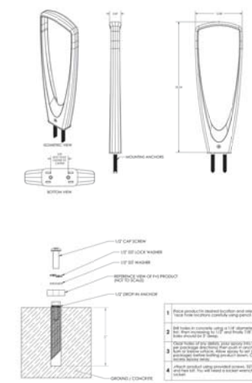

TRIO BIKE RACK
(FORMS+SURFACES)

12 BIKE RACK

PLAN & SECTION
1 1/2"=1'-0"

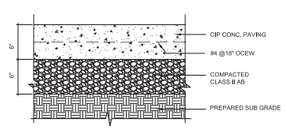

13 CIP CONC. CROSSWALK

SECTION
1/8"=1'-0"

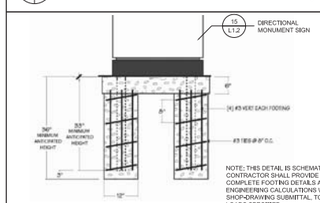

14 DIRECTIONAL MONUMENT SIGN FOOTING

SECTION

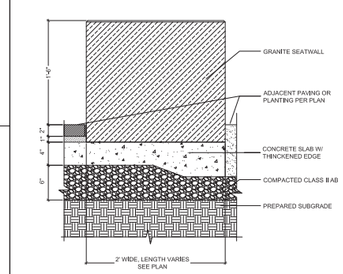

9 GRANITE SEATWALL

PLAN & SECTION
1 1/2"=1'-0"

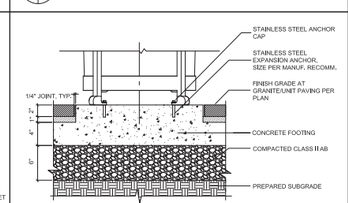

10 TRASH RECEPTACLE SURFACE MOUNT

SECTION
1/2"=1'-0"

LEFT BLANK INTENTIONALLY

4

LEFT BLANK INTENTIONALLY

5

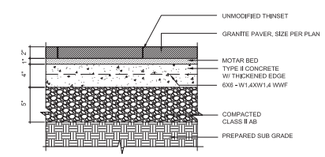

NOTE: INSTALL TACTILE WARNING PAVERS SAME AS GRANITE PAVERS

6 GRANITE PAVER

SECTION
1/8"=1'-0"

California Pacific Medical Center
A Sutter Health Affiliate

California Pacific Medical Center
P.O. Box 7999
San Francisco, CA 94120

CATHEDRAL HILL HOSPITAL

ARCHITECT
SMITHGROUP
architecture engineering interiors planning
301 Battery Street, 7th Floor
San Francisco, CA 94111
T 415.227.0100
F 415.908.0862
www.smithgroup.com

CIVIL ENGINEER
BKF
Engineers | Surveyors | Planners
1646 N. California Blvd., Suite 400
Walnut Creek, CA 94596
925.940.2200

LANDSCAPE ARCHITECT
Wallace Roberts & Todd, Inc.
444 Townsend Street, Suite 4
San Francisco, CA 94107
415.575.4722

SEALS AND SIGNATURES

REGISTERED LANDSCAPE ARCHITECT
JOHN K. STITCHER
4251
SIGNATURE
EXPIRES 12/31/2012
STATE OF CALIFORNIA

STREET IMPROVEMENT PERMIT SUBMITTAL

ISSUE	REV	DATE
100% DD		08/23/2010
PERMIT SET		07/15/2011
PERMIT SET	1	01/11/2012
PERMIT SET	2	02/17/2012

FOR PERMIT APPROVAL
NOT FOR CONSTRUCTION

DRAWING TITLE
PAVING & FURNISHING DETAILS

SCALE

PROJECT NUMBER 31891.000

DRAWING NUMBER **L1.2**

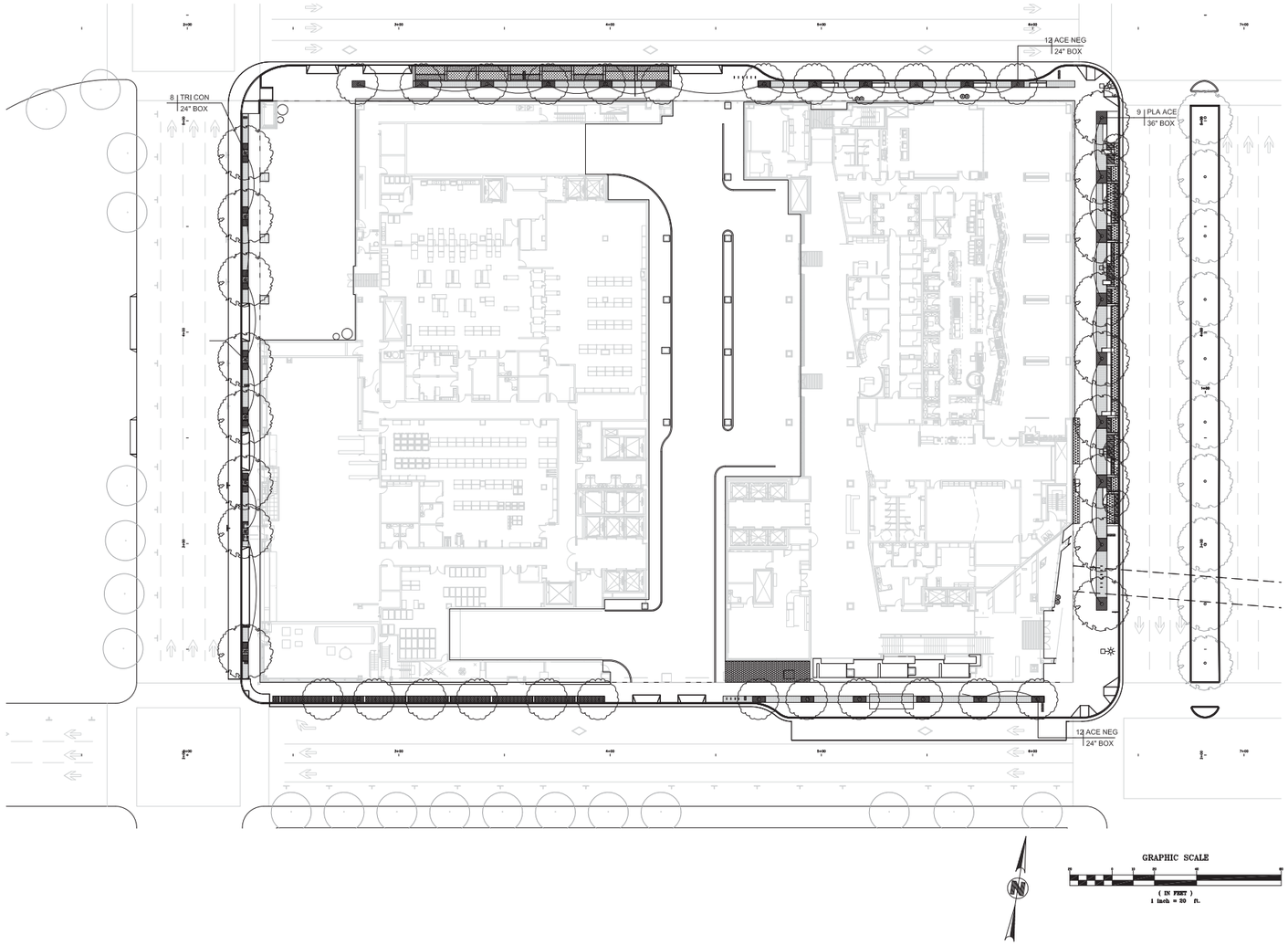

PLANTING NOTES

1. CONTRACTOR SHALL BE RESPONSIBLE FOR MAKING HIMHER SELF FAMILIAR WITH ALL UNDERGROUND UTILITIES, PIPES AND STRUCTURES. CONTRACTOR SHALL TAKE SOLE RESPONSIBILITY FOR ANY COST INCURRED DUE TO DAMAGE OF SAID UTILITIES.

2. CONTRACTOR SHALL NOT WILFULLY PROCEED WITH CONSTRUCTION AS DESIGNED WHEN IT IS OBVIOUS THAT UNKNOWN OBSTRUCTIONS AND/OR GRADE DIFFERENCES EXIST THAT MAY NOT HAVE BEEN KNOWN DURING DESIGN. SUCH CONDITIONS SHALL BE IMMEDIATELY BROUGHT TO THE ATTENTION OF THE AUTHORIZED CITY ENGINEER. THE CONTRACTOR SHALL ASSUME FULL RESPONSIBILITY FOR ALL NECESSARY REVISIONS DUE TO FAILURE TO GIVE SUCH NOTIFICATION.

3. CONTRACTOR SHALL BE RESPONSIBLE FOR ANY COORDINATION WITH SUBCONTRACTORS AS REQUIRED TO ACCOMPLISH PLANTING OPERATIONS.

4. SEE SPECIFICATIONS FOR PLANTING REQUIREMENTS, MATERIALS, EXECUTION, AND MAINTENANCE.

5. SEE DETAILS AND SPECIFICATIONS FOR PLANTING STAKING METHOD AND BACKFILL REQUIREMENTS.

6. IF CONFLICTS ARISE BETWEEN SIZE OF AREAS AND PLANS, CONTRACTOR SHALL CONTACT CITY ENGINEER FOR RESOLUTION. FAILURE TO MAKE SUCH CONFLICTS KNOWN WILL RESULT IN CONTRACTOR'S LIABILITY FOR MATERIALS RELOCATION.

7. GROUNDCOVERS SHALL BE SPACED PER DETAILS.

8. ALL WORK TO BE PERFORMED BY LICENSED (C27) CONTRACTORS AND EXPERIENCED WORKERS, BY CONSTRUCTION MANAGER PRIOR TO PLANTING.

9. THE CONTRACTOR IS RESPONSIBLE FOR THE PROTECITON OF ALL EXISTING TREES AND LANDSCAPING THAT IS DESIGNATED TO REMAIN. THE CONTRACTOR SHALL PROVIDE TEMPORARY FENCING, BARRICADES OR OTHER SUITABLE GUARDS OUTSIDE DRIP LINE (OUTER PERIMETER OF BRANCHES) TO PROTECT FROM DAMAGE TREES AND OTHER PLANTS THAT ARE TO REMAIN. DO NOT STORE CONSTRUCTION MATERIALS WITHIN DRIP LINES OF TREES TO REMAIN. DO NOT PERMIT VEHICLES WITHIN DRIP LINE. RESTRICT FOOT TRAFFIC WITHIN DRIP LINE TO AVOID EXCESSIVE SOIL COMPACTION.
ALL BARRICADES AND PROTECTIVE FENCING SHALL BE PUT IN PLACE PRIOR TO COMMENCEMENT OF ANY OTHER CONSTRUCTION ACTIVITY.

10. INDICATES PLANT SPECIES
INDICATES PLANT QUANTITY ——— 18 ACE NEG
INDICATES SIZE OR SQUARE FOOTAGE/ SIZE ——— 24" BOX

PLANTS LEGEND

SYMBOL	BOTANICAL NAME	COMMON NAME	SIZE / SPACING
TREE			
ACE NEG	ACER NEGUNDO	BOX ELDER	AS NOTED
TRI CON	TRISTANIA CONFERTA	BRISBANE BOX	AS NOTED
PLA ACE	PLATANUS ACERIFOLIA 'COLOMBIA'	LONDON PLANE TREE	AS NOTED
CER CAN	CERSIS CANADENSIS	EASTERN REDBUD	AS NOTED
SHRUBS AND GROUNDCOVERS			
DRY SHADY	BERBERIS THUNBERGII ATROPURPUREA NANA MAHONIA REPENS SYMPHORICARPOS ALBUS	JAPANESE BARBERRY CREEPING MAHONIA COMMON SNOWBERRY	5 GAL / 24" O.C. 5 GAL / 24" O.C. 1 GAL / 18" O.C.
WET SHADY	JUNCUS EFFUSUS LEYMUS ARENARIUS 'GLAUCUS' POLYSTICHUM MUNITUM TRADESCANTIA VIRGINIANA	COMMON RUSH BLUE WILD RYE SWORD FERN VIRGINIA SPIERWORT	1 GAL / 18" O.C. 1 GAL / 12" O.C. 1 GAL / 30" O.C. 1 GAL / 30" O.C.
DRY / SEASONAL GARDEN	ACHILEA 'SUMMERVINE' CEANOTHUS GRISEUS VAR. HORIZONTALIS 'YANKEE POINT' IRIS 'COPPER' EUPHORBIA DULCIS 'CHAMELEON' WESTRINGIA FRUTICOSA 'SMOKEY' LOROPETALUM 'PURPLE PIXIE' LAVANDULA X INERMEDIA CV. PHORMIUM 'CREAM DELIGHT'	YARROW CARAMEL CEANOTHUS PACIFIC COAST IRIS EUPHORBIA COAST ROSEMARY LOROPETALUM WHITE GROSSO LAVENDER NEW ZEALAND FLAX	1 GAL / 18" O.C. 5 GAL / 24" O.C. 1 GAL / 24" O.C. 1 GAL / 18" O.C. 5 GAL / 24" O.C. 1 GAL / 18" O.C. 5 GAL / 24" O.C. 1 GAL / 30" O.C.
WET / SEASONAL GARDEN	CAREX MORROWLI 'SILVER SCEPTER' LEYMUS ARENARIUS 'GLAUCUS' MISCANTHUS SCIENSIS 'ADAGIO'	SILVER SCEPTER BLUE WILD EYE ADAGIO MAIDERN GRASS	1 GAL / 18" O.C. 1 GAL / 12" O.C. 1 GAL /24" O.C.
WET SUNNY	CAREX PARAEGRACILIS IRIS DOUGLASIANA MISCANTHUS SINENSIS 'ADAGIO' TRADESCANTIA VIRGINIANA	CLUSTERED FIELD SEDGE DOUGLAS IRIS SWORD FERN VIRGINIA SPIERWORT	1 GAL / 12" O.C. 1 GAL / 24" O.C. 1 GAL / 30" O.C. 1 GAL / 24" O.C.
DRY SUNNY	AEONIUM ARBOREUM AGAVE ATTENUATA AGAVE VICTORIAE-REGINAE ANIGOZANTHOS 'ORANGE CROSS' EUPHORBIA X MARTINII SANTOLINA CHAMAECYPARISSUS	ARBOREUM FOX TAIL AGAVE QUEEN VICTORIA AVAGE KANGAROO PAW EUPHORBIA 'MARTINII' LEVENDER COTTON	1 GAL / 12" O.C. 1 GAL / 30" O.C. 1 GAL / 30" O.C. 1 GAL / 24" O.C. 1 GAL / 24" O.C. 1 GAL / 18" O.C.
WINDY	ACORUS GRANIENEUS 'OGON'	SWEET FLAG	1 GAL / 6" O.C.

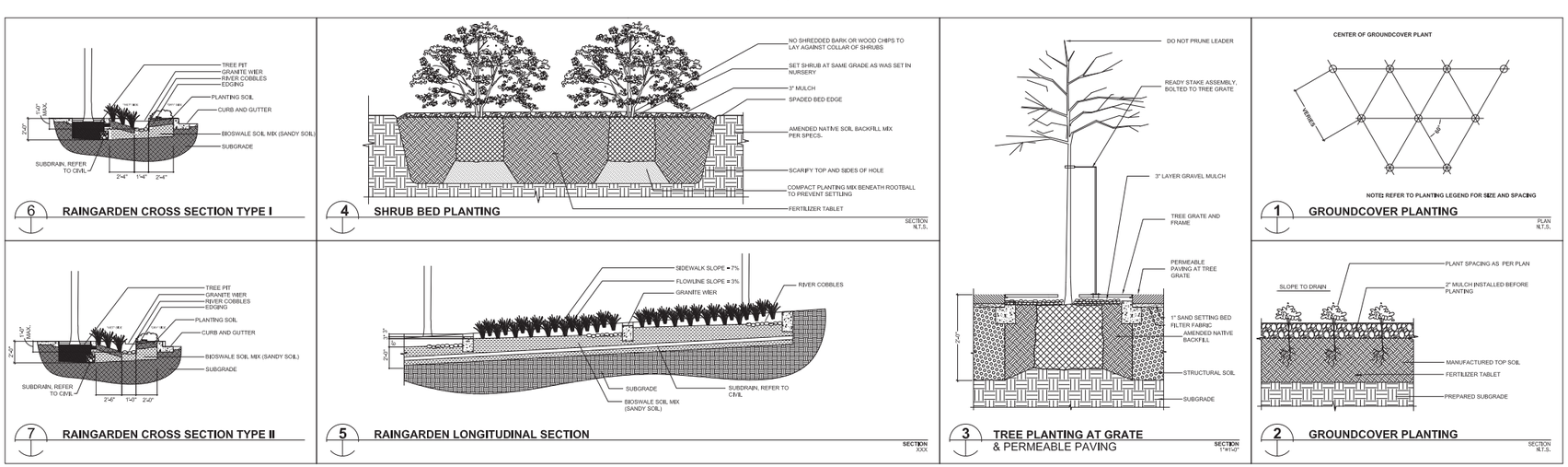

California Pacific Medical Center
A Sutter Health Affiliate
California Pacific Medical Center
P.O. Box 7999
San Francisco, CA 94120

CATHEDRAL HILL HOSPITAL

ARCHITECT
SMITHGROUP
architecture engineering interiors planning
301 Battery Street, 7th Floor
San Francisco, CA 94111
T 415.227.0100
F 415.908.0862
www.smithgroup.com

CIVIL ENGINEER
BKF
Engineers / Surveyors / Planners
1646 N. California Blvd., Suite 400
Walnut Creek, CA 94596
925.940.2200

LANDSCAPE ARCHITECT
Wallace Roberts & Todd, Inc.
444 Townsend Street, Suite 4
San Francisco, CA 94107
415.575.4722

SEALS AND SIGNATURES

REGISTERED LANDSCAPE ARCHITECT
PAUL K. ETTELBRICK
4251
SIGNATURE
DATE
STATE OF CALIFORNIA

STREET IMPROVEMENT PERMIT SUBMITTAL

ISSUE	REV	DATE
100% DD		08/23/2010
PERMIT SET		07/15/2011
PERMIT SET	1	01/11/2012
PERMIT SET	2	02/17/2012

FOR PERMIT APPROVAL
NOT FOR CONSTRUCTION

DRAWING TITLE
PLANTING PLAN & DETAILS

SCALE	AS SHOWN
PROJECT NUMBER	31891.000
DRAWING NUMBER	L2.0

Dist	COUNTY	ROUTE	POST MILES TOTAL PROJECT	SHEET No.	TOTAL SHEETS
04	SFO	101	5.6	3	27

REGISTERED CIVIL ENGINEER DATE

PLANS APPROVAL DATE

REGISTERED PROFESSIONAL ENGINEER ROBERT C. STEVENS No. C 058660 Exp. 12.31.2012 CIVIL STATE OF CALIFORNIA

THE STATE OF CALIFORNIA OR ITS OFFICERS OR AGENTS SHALL NOT BE RESPONSIBLE FOR THE ACCURACY OR COMPLETENESS OF SCANNED COPIES OF THIS PLAN SHEET.

BKF ENGINEERS
1646 N.CALIFORNIA BLVD, STE 400
WALNUT CREEK, CA. 94596

CALIFORNIA PACIFIC MEDICAL CENTER
P.O. BOX 7999
SAN FRANCISCO, CA. 94120

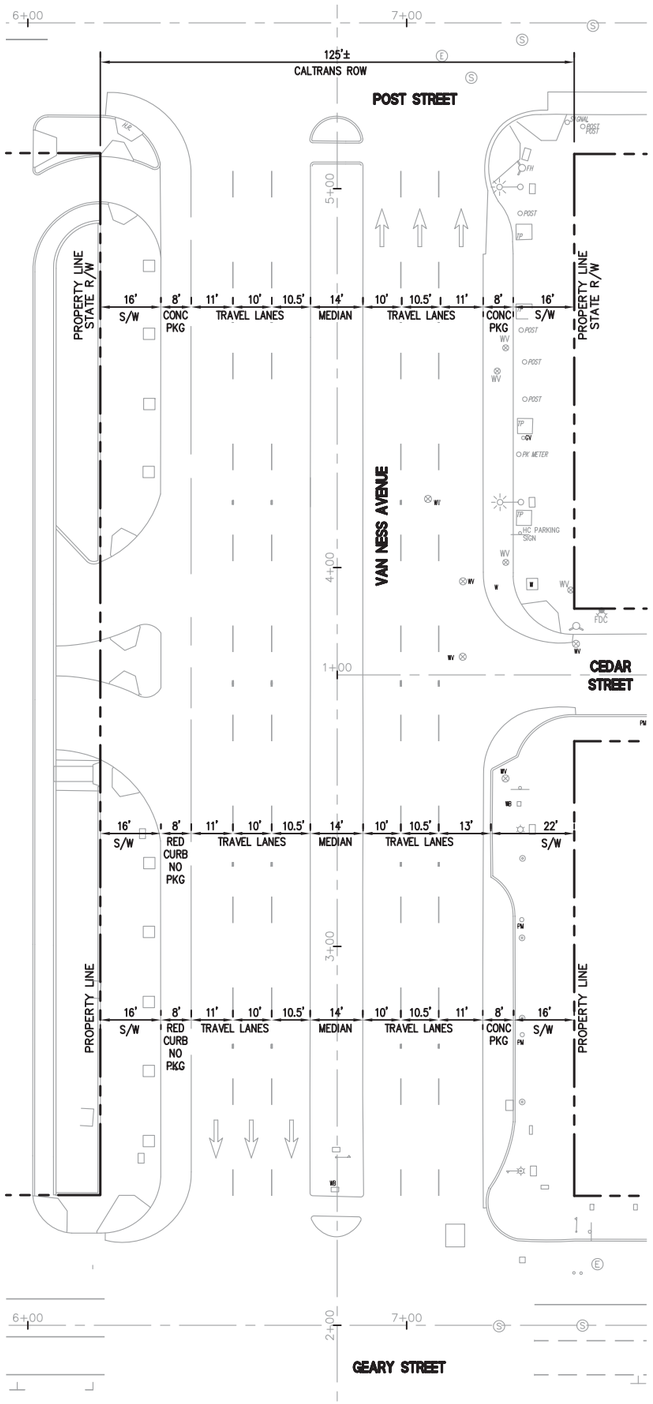

EXISTING CONDITIONS

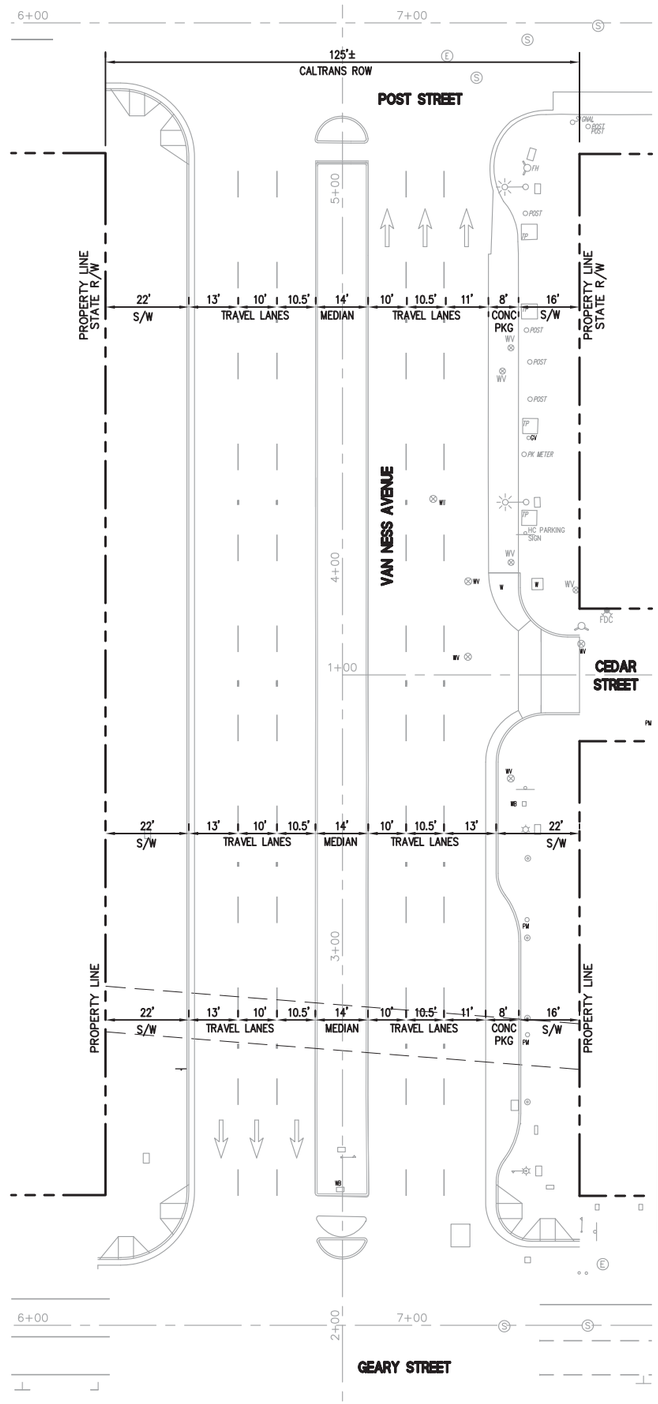

PROPOSED PLAN

VAN NESS AVENUE

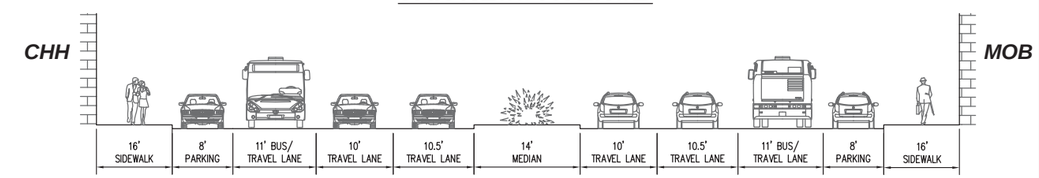

EXISTING (LOOKING NORTH)

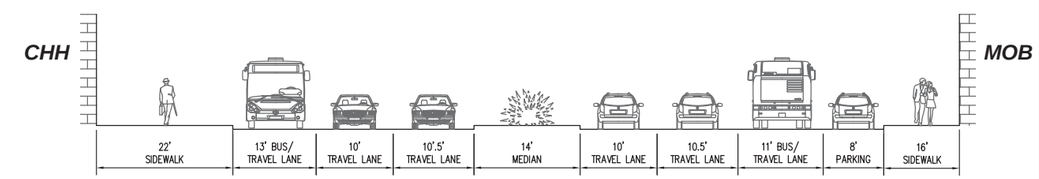

PROPOSED (LOOKING NORTH)

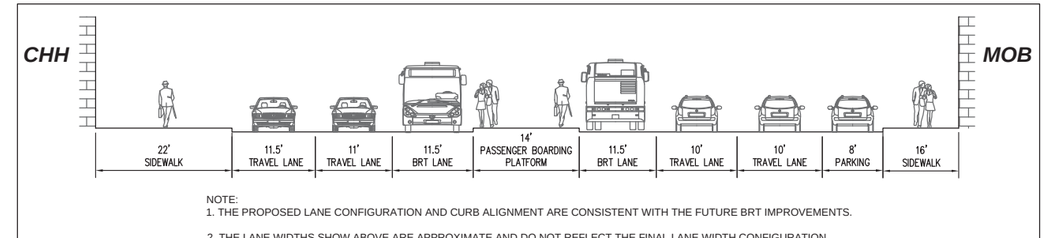

NOTE:
1. THE PROPOSED LANE CONFIGURATION AND CURB ALIGNMENT ARE CONSISTENT WITH THE FUTURE BRT IMPROVEMENTS.

2. THE LANE WIDTHS SHOW ABOVE ARE APPROXIMATE AND DO NOT REFLECT THE FINAL LANE WIDTH CONFIGURATION.

PROPOSED BRT ALTERNATIVE 5: CENTER-CENTER (LOOKING NORTH)

GRAPHIC SCALE
20 0 10 20 40 80
(IN FEET)
1 inch = 20 ft.

EXISTING & PROPOSED OVERVIEW PLAN

SCALE 1"=20'

EP-1

STATE OF CALIFORNIA – DEPARTMENT OF TRANSPORTATION

Caltrans

CONSULTANT FUNCTIONAL SUPERVISOR: ROBERT C. STEVENS

CALCULATED-DESIGNED BY: MM

CHECKED BY: DJ

REVISED BY

DATE REVISED

LAST REVISION 12-01-11

DATE PLOTTED => Feb 24 2012

TIME PLOTTED => 9:50 am

BORDER LAST REVISED 4/11/2008

RELATIVE BORDER SCALE IS IN INCHES 0 1 2 3

USERNAME => $USER
DGN FILE => $REQUEST

CU

EA 102318

Dist	COUNTY	ROUTE	POST MILES TOTAL PROJECT	SHEET No.	TOTAL SHEETS
04	SFO	101	5.6	5	27

REGISTERED CIVIL ENGINEER DATE

PLANS APPROVAL DATE

REGISTERED PROFESSIONAL ENGINEER ROBERT C. STEVENS No. C 058660 Exp. 12.31.2012 CIVIL STATE OF CALIFORNIA

THE STATE OF CALIFORNIA OR ITS OFFICERS OR AGENTS SHALL NOT BE RESPONSIBLE FOR THE ACCURACY OR COMPLETENESS OF SCANNED COPIES OF THIS PLAN SHEET.

BKF ENGINEERS
1646 N.CALIFORNIA BLVD, STE 400
WALNUT CREEK, CA. 94596

CALIFORNIA PACIFIC MEDICAL CENTER
P.O. BOX 7999
SAN FRANCISCO, CA. 94120

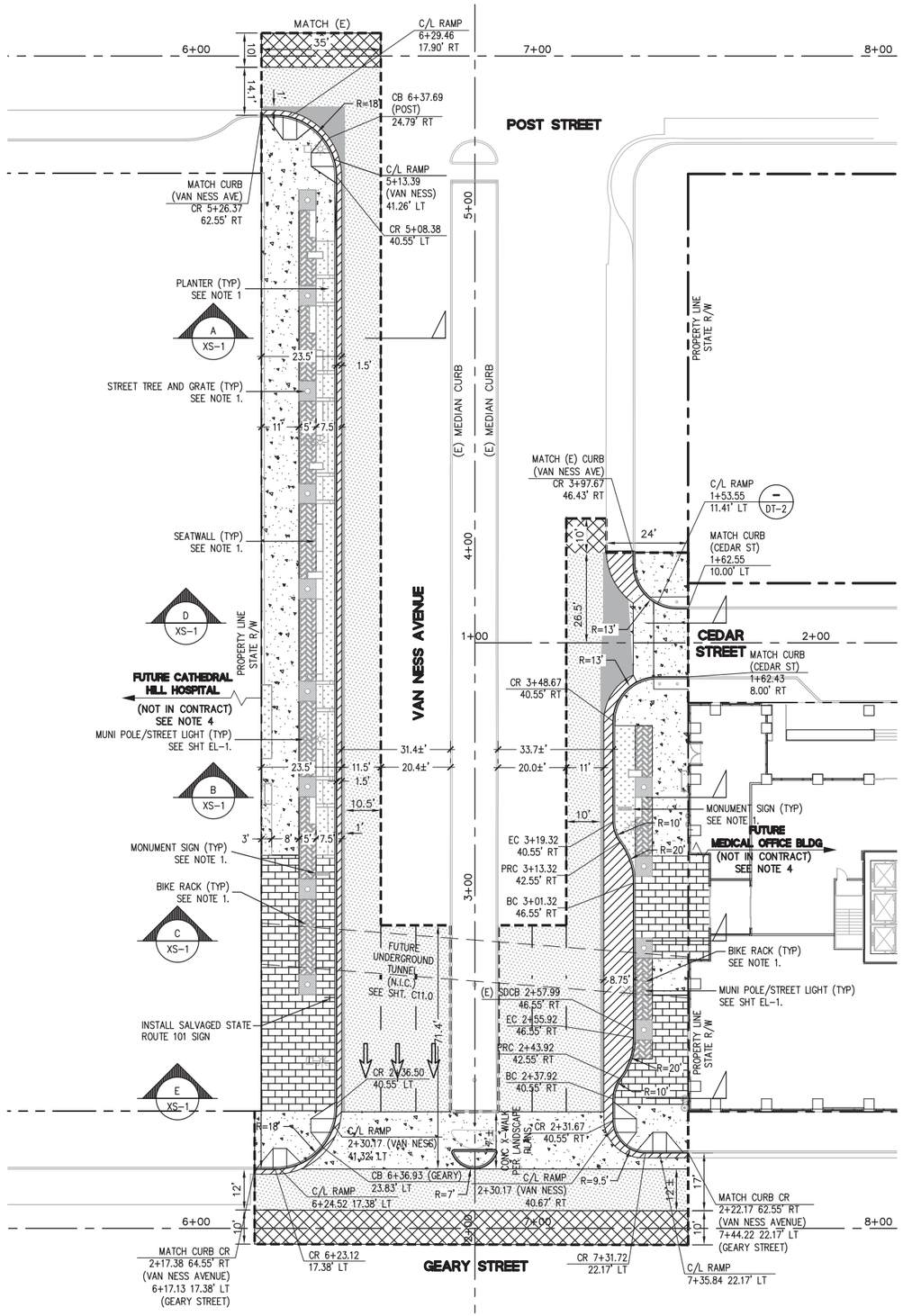

LAYOUT PLAN

LAYOUT PLAN LEGEND

- PCC PAVING. 4" PCC/4" AB. SEE NOTE 2
- GRANITE PAVING. REFER TO LANDSCAPE PLANS FOR DETAILS.
- STANDARD CURB AND GUTTER PER SFPW STANDARD DETAIL SEE DETAIL 1 SHT DT-3
- AC PLUG. CONTRACTOR TO MATCH FULL DEPTH OF EXISTING STREET (1 / -)
- GRIND AND OVERLAY (2" MIN) TO LIMIT OF WORK PER SFPW STANDARD DETAIL
- WEDGE SHAPE COLD PLANNING CONFORM PER SFPW STANDARD DETAIL, SEE DETAIL 4 SHT DT-2
- PERMEABLE PAVERS. REFER TO LANDSCAPE PLANS FOR DETAILS.
- UNIT PAVING. REFER TO LANDSCAPE PLANS FOR DETAILS.
- LANDSCAPE. REFER TO LANDSCAPE PLANS FOR DETAILS.
- CURB & GUTTER, PER SFPW STANDARD DETAILS, SEE DETAILS ON SHT DT-3
- LIMIT OF WORK
- (N) MUNI POLE/STREET LIGHT SEE SHT EL-1
- CURB RAMP PER SFPW STANDARD DETAILS, SEE DETAILS ON SHT DT-2. ALSO, SEE SHT CR-1 FOR ADDITIONAL GRADING INFORMATION

NOTE

1. REFER TO LANDSCAPE PLANS FOR TREE, SITE FURNISHINGS, AND OTHER SITE ELEMENTS DETAILS.
2. REFER TO LANDSCAPE PLANS FOR PAVEMENT FINISH, PAVER INFORMATION, AND SCORE PATTERN.
3. ALL UTILITIES WITHIN LIMIT OF WORK SHALL BE ADJUSTED TO NEW GRADE UNLESS OTHERWISE NOTED.
4. MEDICAL OFFICE BUILDING AND CATHEDRAL HILL HOSPITAL WILL BE CONSTRUCTED AS PART OF THE FUTURE IMPROVEMENT PROJECTS.

ABBREVIATIONS

AB	AGGREGATE BASE
AC	ASPHALT CONCRETE
BC	BEGINNING OF CURVE
CB	CATCH BASIN
C/L	CENTER LINE
CR	CURB RETURN
DT	DETAIL
(E)	EXISTING
EC	END OF CURVE
LT	LEFT
MIN	MINIMUM
NIC	NOT IN CONTRACT
PCC	PORTLAND CEMENT CONCRETE
PRC	POINT OF REVERSE CURVATURE
R	RADIUS
RT	RIGHT
SFPW	SAN FRANCISCO PUBLIC WORKS
SHT	SHEET
TYP	TYPICAL

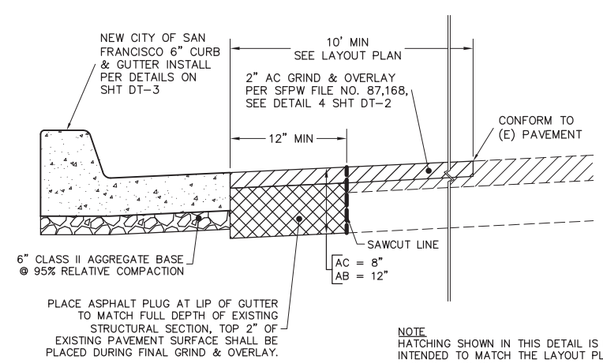

NOTE
HATCHING SHOWN IN THIS DETAIL IS NOT INTENDED TO MATCH THE LAYOUT PLAN LEGEND (THIS SHT).

1 / - **AC PLUG**
NOT TO SCALE

GRAPHIC SCALE
20 0 10 20 40 80
(IN FEET)
1 inch = 20 ft.

LAYOUT AND PAVING PLAN

SCALE 1"=20'

LP-1

REVISED BY	DATE REVISED
MM	DJ

CALCULATED-DESIGNED BY | CHECKED BY

CONSULTANT FUNCTIONAL SUPERVISOR: ROBERT C. STEVENS

STATE OF CALIFORNIA - DEPARTMENT OF TRANSPORTATION

Caltrans

LAST REVISION 12-01-11 | DATE PLOTTED => Feb 24 2012 | TIME PLOTTED => 9:51 am

Dist	COUNTY	ROUTE	POST MILES TOTAL PROJECT	SHEET No.	TOTAL SHEETS
04	SFO	101	5.6	10	27

REGISTERED CIVIL ENGINEER DATE

PLANS APPROVAL DATE

REGISTERED PROFESSIONAL ENGINEER ROBERT C. STEVENS No. C 058660 Exp. 12.31.2012 CIVIL STATE OF CALIFORNIA

THE STATE OF CALIFORNIA OR ITS OFFICERS OR AGENTS SHALL NOT BE RESPONSIBLE FOR THE ACCURACY OR COMPLETENESS OF SCANNED COPIES OF THIS PLAN SHEET.

BKF ENGINEERS
1646 N.CALIFORNIA BLVD, STE 400
WALNUT CREEK, CA. 94596

CALIFORNIA PACIFIC MEDICAL CENTER
P.O. BOX 7999
SAN FRANCISCO, CA. 94120

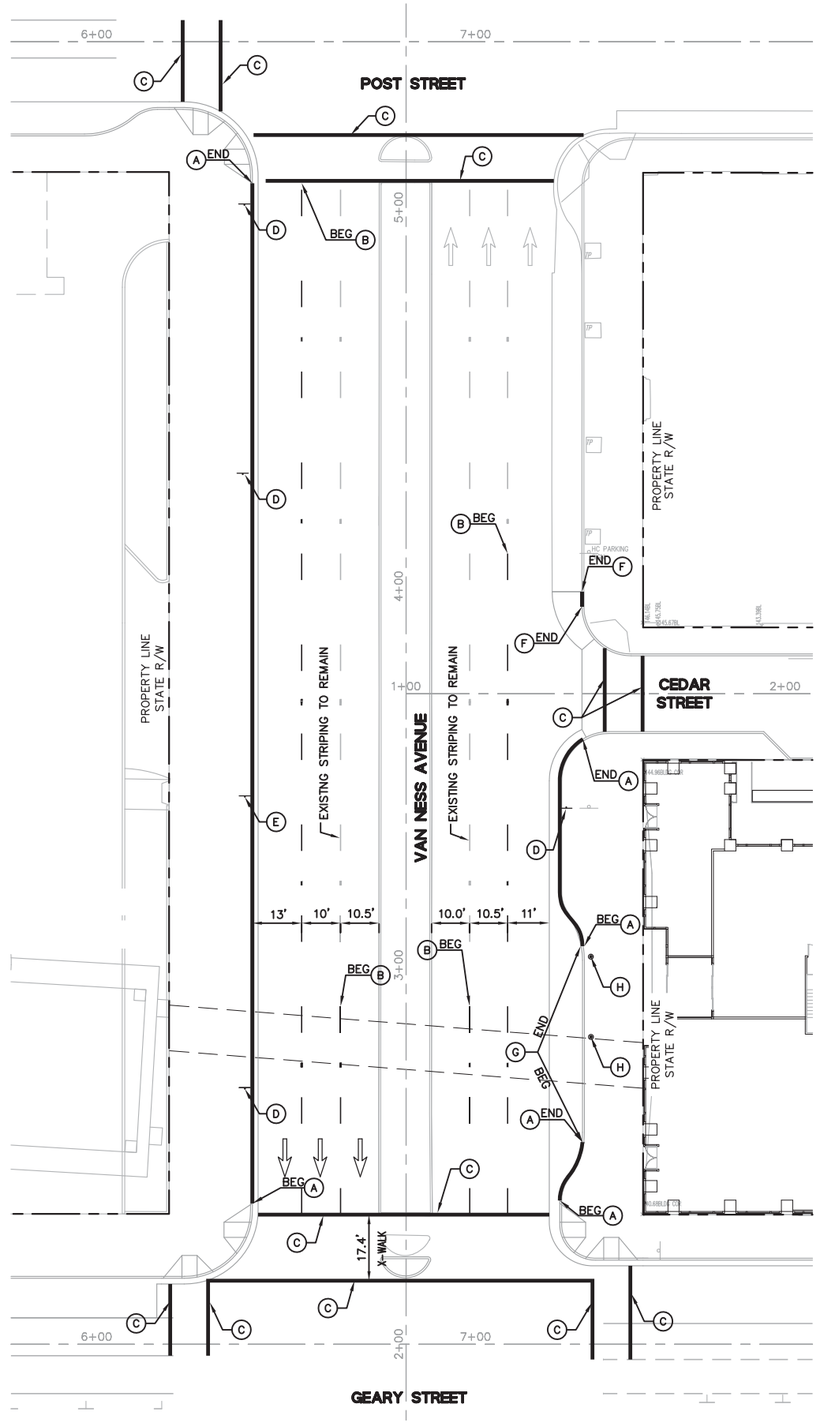

STRIPING AND SIGNAGE LEGEND

- (A) PAINT RED CURB
- (B) 4" WHITE THERMOPLASTIC STRIPE PER 2006 STANDARD CALTRANS PLAN A20A DETAIL 9.
- (C) 12" WHITE THERMOPLASTIC STRIPE PER 2006 STANDARD CALTRANS PLAN A24E CROSSWALK DETAIL.
- (D) INSTALL "NO PARKING" SIGN PER (CA)MUTCD STANDARDS & CITY OF SAN FRANCISCO STANDARDS, COORDINATE WITH CITY OF SAN FRANCISCO MTA
- (E) INSTALL STATE ROUTE 101 SIGN, COORDINATE WITH CALTRANS
- (F) PAINT BLUE CURB
- (G) PAINT YELLOW CURB
- (H) INSTALL PARKING METER 2' AWAY FROM FACE OF CURB
- ⇦ ROADWAY STRIPING TYPE I ARROW (18'-0") PER CALTRANS STANDARD PLAN A24A

STRIPING AND SIGNAGE NOTES

1. INSTALL NEW STRIPING IN KIND WITH EXISTING STRIPING AND MAINTAIN SPACING AND PATTERN REQUIREMENTS PER CALTRANS STANDARD PLANS, MAY 2006.

GRAPHIC SCALE

20 0 10 20 40 80

(IN FEET)
1 inch = 20 ft.

STRIPING PLAN

SCALE 1"=20'

ST-1

REVISED BY	DATE REVISED
MM	DJ

CALCULATED-DESIGNED BY
CHECKED BY

CONSULTANT FUNCTIONAL SUPERVISOR
ROBERT C. STEVENS

STATE OF CALIFORNIA – DEPARTMENT OF TRANSPORTATION
Caltrans

LAST REVISION 12-01-11
DATE PLOTTED => Feb 24 2012
TIME PLOTTED => 9:53

Dist	COUNTY	ROUTE	POST MILES TOTAL PROJECT	SHEET No.	TOTAL SHEETS
04	SFO	101	5.6		27

REGISTERED LANDSCAPE ARCHITECT DATE

PLANS APPROVAL DATE

REGISTERED LANDSCAPE ARCHITECT JAMES K. STICKLEY 4251 SIGNATURE DATE EXP. 11-30-13 STATE OF CALIFORNIA

THE STATE OF CALIFORNIA OR ITS OFFICERS OR AGENTS SHALL NOT BE RESPONSIBLE FOR THE ACCURACY OR COMPLETENESS OF SCANNED COPIES OF THIS PLAN SHEET.

BKF ENGINEERS
1646 N.CALIFORNIA BLVD, STE 400
WALNUT CREEK, CA. 94596

CALIFORNIA PACIFIC MEDICAL CENTER
P.O. BOX 7999
SAN FRANCISCO, CA. 94120

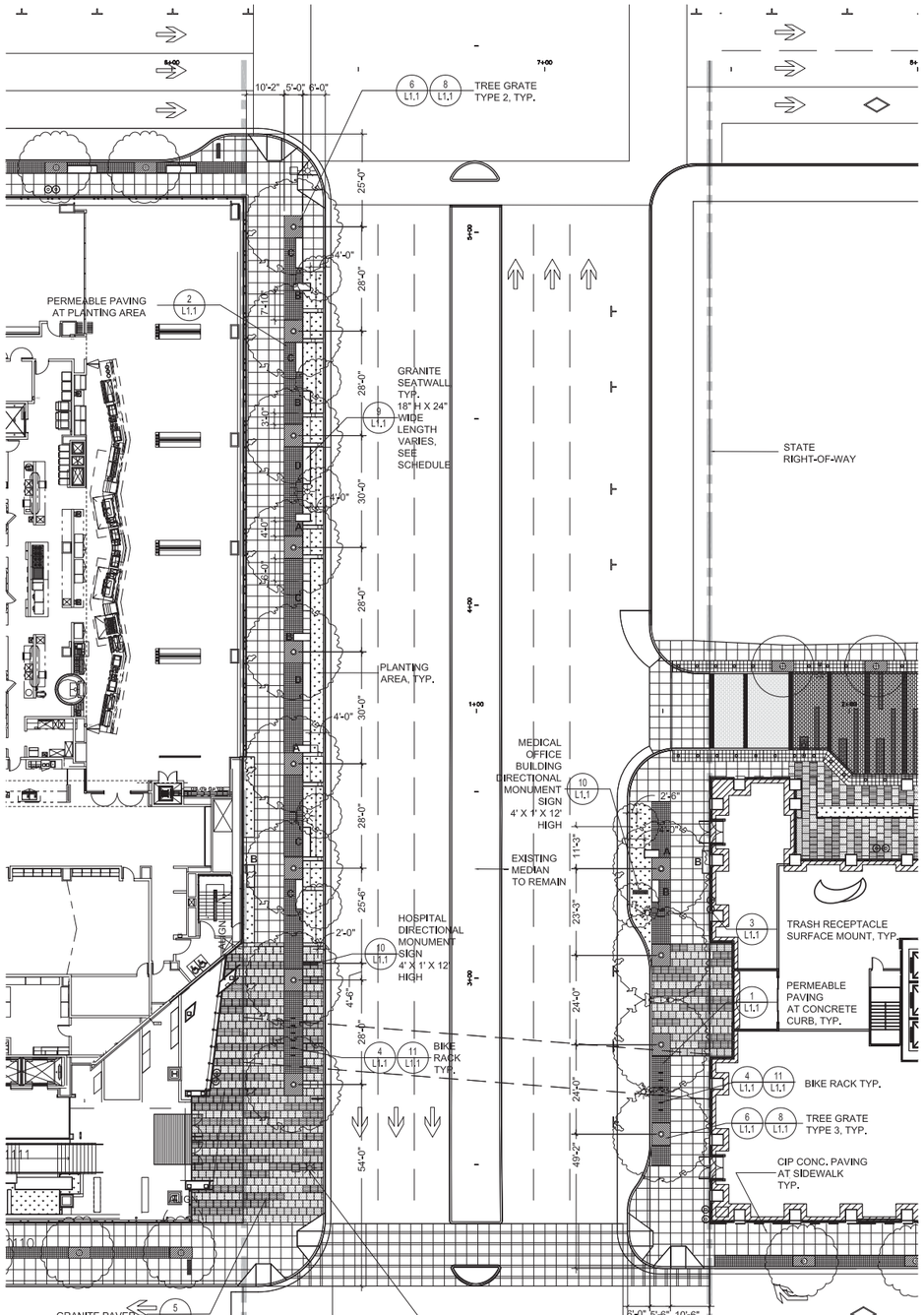

LAYOUT NOTES

1. LOCATE EXPANSION JOINTS IN SIDEWALK AT INTERVAL CLOSEST TO 30' BUT NO MORE THAN 30 FEET APART. PLACE EXPANSION JOINTS AT THOSE INTERVALS IN LIEU OF SCORE LINES SHOWN ON PLAN.

2. ELIMINATE SCORE LINES THAT WOULD OCCUR TWO INCHES OR LESS FROM AN EXISTING WALL OR THE LIMIT OF WORK.

3. THE CONTRACTOR SHALL BE RESPONSIBLE FOR THE VERIFICATION OF THE LOCATIONS OF ALL UTILITIES IN THE FIELD. LOCATIONS SHOWN ON THE PLAN ARE APPROXIMATE AND FOR GENERAL INFORMATION ONLY. THE CONTRACTOR SHALL NOTIFY UTILITY SERVICES AT LEAST 48 HOURS PRIOR TO ANY EXCAVATION ON THIS PROJECT.

4. ALL "LAYOUT" WORK SHALL BE APPROVED BY THE ENGINEER PRIOR TO THE START OF ANY EXCAVATION.

5. CONTRACTOR SHALL REPAIR AT HIS/HER OWN EXPENSE ANY DAMAGE, WHETHER INSIDE OR OUTSIDE OR OUTSIDE OF THE LIMIT OF WORK LINE, TO UTILITY SYSTEMS, SURFACE PAVEMENTS, FIXTURES OR STRUCTURES THAT ARE NOT SPECIFICALLY INDICATED TO BE REMOVED OR RELOCATED AS PART OF THE PROJECT CONSTRUCTION.

6. ALL DIMENSIONS AND ELEVATIONS ON THE DRAWINGS ARE IN FEET UNLESS OTHERWISE STATED.

7. THE CONTRACTOR SHALL EXERCISE PARTICULAR CARE WHILE WORKING IN THE VICINITY OF ACTIVE UTILITY AND DRAINAGE STRUCTURES. IN THE EVENT THAT ANY EXISTING STRUCTURES OR UTILITIES ARE DAMAGED AND THE SERVICES DISRUPTED, THE LINES SHALL BE IMMEDIATELY REPAIRED AND THE SERVICES RESTORED AS DIRECTED BY THE ENGINEER AT NO COST TO THE OWNER.

PAVEMENT SCHEDULE (OVERALL PLAN SHEET L1.0)

SYMBOL	MATERIAL	FINISH	FRICTION COEFFICIENT
	GRANITE PAVING, TYPE 1	FLAME	0.70-0.80
	GRANITE PAVING, TYPE 2	SANDBLAST	0.70-0.80
	GRANITE PAVING, TYPE 3	HYDRO	0.70-0.80
	PERMEABLE PAVING	LIGHT SANDBLAST	0.84
	CIP CONC. PAVING WITH SCORELINES AT 3' X 3'	LIGHT SANDBLAST	

GRANITE SEATWALL LENGTHS SCHEDULE

SYMBOL	LENGTH
A	4'-0"
B	6-0"
C	8'-0"
D	10'-0"

GRAPHIC SCALE

20 0 10 20 40 80

(IN FEET)
1 inch = 20 ft.

LAYOUT PLAN
L1.0

REVISED BY	DATE REVISED
	11/30/11

CALCULATED-DESIGNED BY MM
CHECKED BY DJ

CONSULTANT FUNCTIONAL SUPERVISOR
ROBERT C. STEVENS

STATE OF CALIFORNIA – DEPARTMENT OF TRANSPORTATION
Caltrans

LAST REVISION 12-01-11
DATE PLOTTED => Feb 23 2012
TIME PLOTTED => 8:01 pm

BORDER LAST REVISED 4/11/2008

RELATIVE BORDER SCALE IS IN INCHES 0 1 2 3

USERNAME => $USER
DGN FILE => $REQUEST

CU

EA 102318

Dist	COUNTY	ROUTE	POST MILES TOTAL PROJECT	SHEET No.	TOTAL SHEETS
04	SFO	101	5.6		27

REGISTERED LANDSCAPE ARCHITECT — DATE

PLANS APPROVAL DATE

REGISTERED LANDSCAPE ARCHITECT — JAMES K. STICKLEY — 4251 — SIGNATURE — DATE — EXP. 11-30-12 — STATE OF CALIFORNIA

THE STATE OF CALIFORNIA OR ITS OFFICERS OR AGENTS SHALL NOT BE RESPONSIBLE FOR THE ACCURACY OR COMPLETENESS OF SCANNED COPIES OF THIS PLAN SHEET.

BKF ENGINEERS
1646 N.CALIFORNIA BLVD, STE 400
WALNUT CREEK, CA. 94596

CALIFORNIA PACIFIC MEDICAL CENTER
P.O. BOX 7999
SAN FRANCISCO, CA. 94120

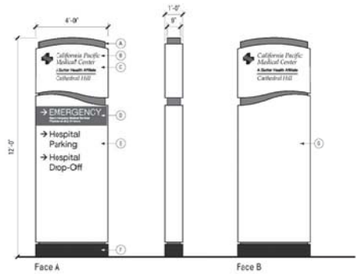

1 Van Ness Avenue Hospital Monument Sign: Sign Type ID202.3i-CUS

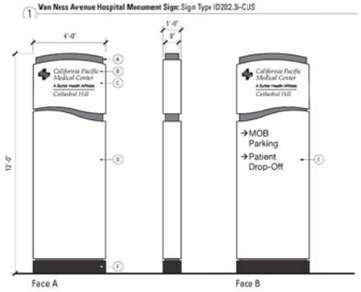

2 Van Ness Avenue Medical Office Building Monument Sign: Sign Type ID202.3i-CUS

A. SIGN CORE: PAINTED TO MATCH COLOR P3 (SUTTER GRAY – PMS COOL GRAY 10).
B. SIGN FACE: REMOVABLE 1/8" THICK ALUMINUM FACE ROUTED OUT FOR GRAPHICS. PAINTED TO MATCH COLOR PP1 (PMS 540). 20% GLOSS.
C. SUTTER LOGO/AFFILIATE NAME AND CAMPUS DESCRIPTOR/RULE LINE: PUSH THROUGH ACRYLIC TO PROTRUDE 1/8" FROM SIGN FACE TO MATCH COLOR A2 (SUTTER WHITE ACRYLIC – 7328 MILK WHITE). TYPEFACE: PALATINO ITALIC AND HELVETICA NEUE ROMAN 55. 3"CAP HEIGHT.
D. EMERGENCY PANEL: ACRYLIC PANEL INSET INTO REMOVABLE MESSAGE PANEL. WITH OVERLAID STENCIL CUT VINYL TO MATCH COLOR V9 (SUTTER RED TRANSLUSCENT – 3M 230-73). COPY TO SHOW THROUGH TO MATCH COLOR A2. TYPEFACE: HELVETICA NEUE ROMAN 55. 4"CAP HEIGHT.
E. MESSAGE PANEL: REMOVABLE 1/8" THICK ALUMINUM PANEL. FACE ROUTED OUT FOR GRAPHICS AND ARROWS WITH PUSH THROUGH ACRYLIC LETTERS PROTRUDING 1/8" FROM SIGN FACE TO MATCH COLOR A2. PANEL PAINTED TO MATCH COLOR PP1. 20% GLOSS. TYPEFACE: HELVETICA NEUE ROMAN 55. 4"CAP HEIGHT.
F. FABRICATED STONE CLAD BASE OVER POURED IN PLACE CONCRETE FOUNDATION.
G. THIS PANEL INTENTIONALLY LEFT BLANK.
H. INTERNAL ILLUMINATION TO BE LED LIGHTSOURCE WITH 110/220 VOLT POWER SOURCE.

NOTE: REFER TO DETAIL 7/L1.1 FOR FOOTING SCHEMATIC. CONCRETE FOOTING DESIGN AND ENGINEERING CALCULATIONS TO BE PROVIDED BY CONTRACTOR IN SHOP DRAWINGS TO WITHSTAND SPECIFIED LOADS.

10 DIRECTIONAL MONUMENT SIGN

ELEVATION

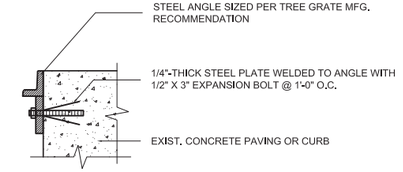

FRAME ALONG EXISTING CONCRETE PAVING OR CURB

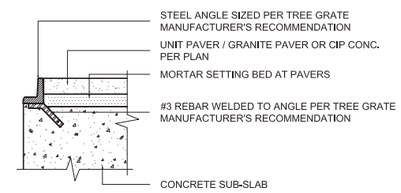

FRAME ALONG UNIT PAVER

NOTE:
COORDINATE EXACT FRAME ATTACHMENT WITH MANUFACTURER

8 TREE GRATE FRAME INSTALLATION

SECTION
N.T.S.

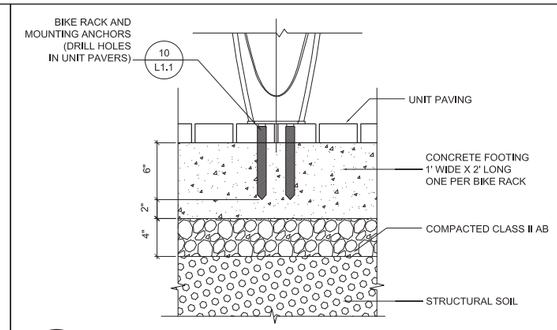

4 BIKE RACK SURFACE MOUNT

SECTION
1/8"=1'-0"

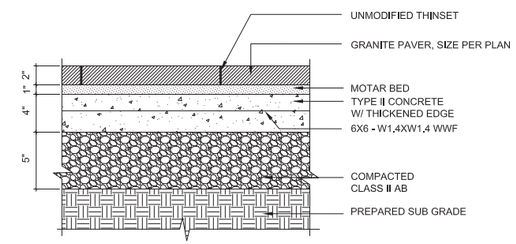

5 GRANITE PAVER

NOTE: INSTALL TACTILE WARNING PAVERS SAME AS GRANITE PAVERS

SECTION
1/8"=1'-0"

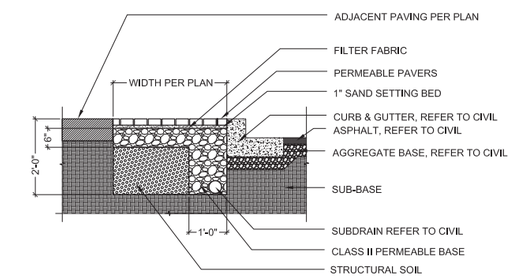

1 PERMEABLE PAVING AT CURB

SECTION
1/2"=1'-0"

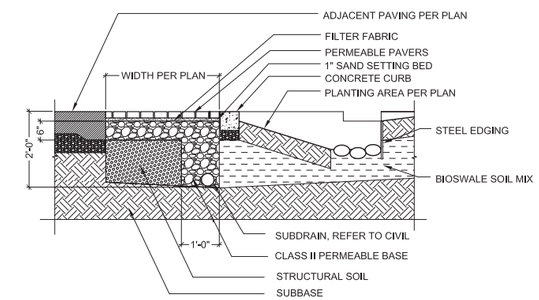

2 PERMEABLE PAVING AT PLANTING AREA

SECTION
2"=1'-0"

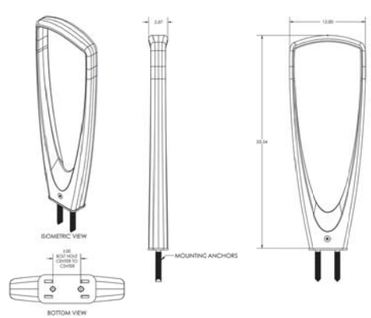

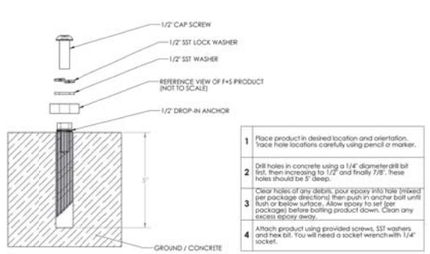

1	Place product in desired location and orientation. Trace hole locations carefully using pencil or marker.
2	Drill holes in concrete using a 1/4" diameter drill bit first, then increasing to 1/2" and finally 7/8". These holes should be 5" deep.
3	Clear holes of any debris, pour epoxy into hole (mixed per package directions) then push in anchor bolt until flush or below surface. Allow epoxy to set (per package) before bolting product down. Clean any excess epoxy away.
4	Attach product using provided screws, SST washers and hex bit. You will need a socket wrench with 1/4" socket.

TRIO BIKE RACK
(FORMS+SURFACES)

11 BIKE RACK

PLAN & SECTION
1 1/2"=1'-0"

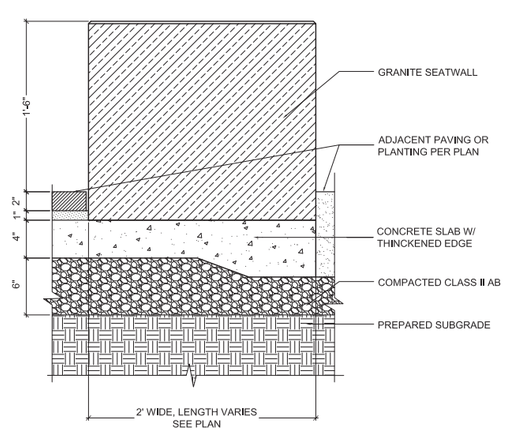

9 GRANITE SEATWALL

PLAN & SECTION
1 1/2"=1'-0"

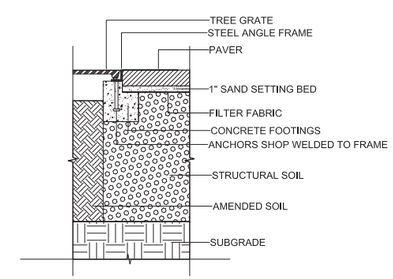

6 TREE GRATE AT PERMEABLE PAVING

SECTION
1"=1'-0"

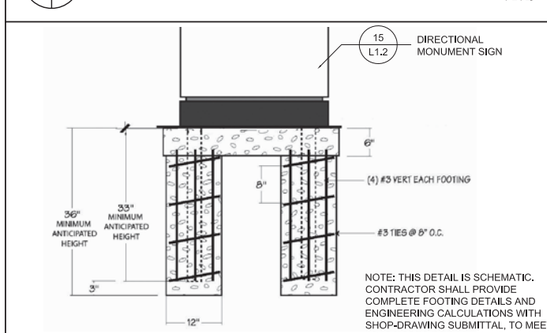

NOTE: THIS DETAIL IS SCHEMATIC. CONTRACTOR SHALL PROVIDE COMPLETE FOOTING DETAILS AND ENGINEERING CALCULATIONS WITH SHOP-DRAWING SUBMITTAL, TO MEET LOADS SPECIFIED.

7 DIRECTIONAL MONUMENT SIGN FOOTING

SECTION

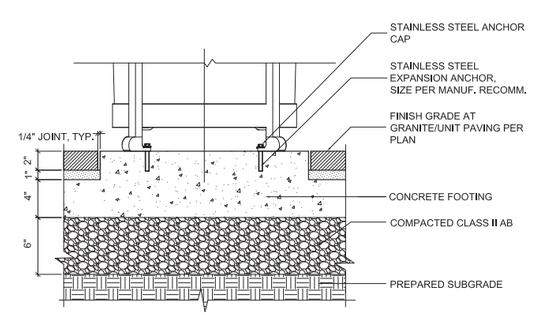

3 TRASH RECEPTACLE SURFACE MOUNT

SECTION
1/8"=1'-0"

PAVING & FURNISHING DETAILS

L1.1

		11/30/11	
		DATE REVISED	REVISED BY
DJ	MM		
CHECKED BY	CALCULATED-DESIGNED BY		

CONSULTANT FUNCTIONAL SUPERVISOR
ROBERT C. STEVENS

STATE OF CALIFORNIA – DEPARTMENT OF TRANSPORTATION
Caltrans

LAST REVISION — DATE PLOTTED => Feb 17 2012

BORDER LAST REVISED 4/11/2008

RELATIVE BORDER SCALE IS IN INCHES 0 1 2 3

USERNAME => $USER
DGN FILE => $REQUEST

CU

EA 102318

Dist	COUNTY	ROUTE	POST MILES TOTAL PROJECT	SHEET No.	TOTAL SHEETS
04	SFO	101	5.6		27

REGISTERED LANDSCAPE ARCHITECT DATE

PLANS APPROVAL DATE

REGISTERED LANDSCAPE ARCHITECT JAMES K. STICKLEY 4251 SIGNATURE DATE EXP. 11-30-12 STATE OF CALIFORNIA

THE STATE OF CALIFORNIA OR ITS OFFICERS OR AGENTS SHALL NOT BE RESPONSIBLE FOR THE ACCURACY OR COMPLETENESS OF SCANNED COPIES OF THIS PLAN SHEET.

BKF ENGINEERS
1646 N.CALIFORNIA BLVD, STE 400
WALNUT CREEK, CA. 94596

CALIFORNIA PACIFIC MEDICAL CENTER
P.O. BOX 7999
SAN FRANCISCO, CA. 94120

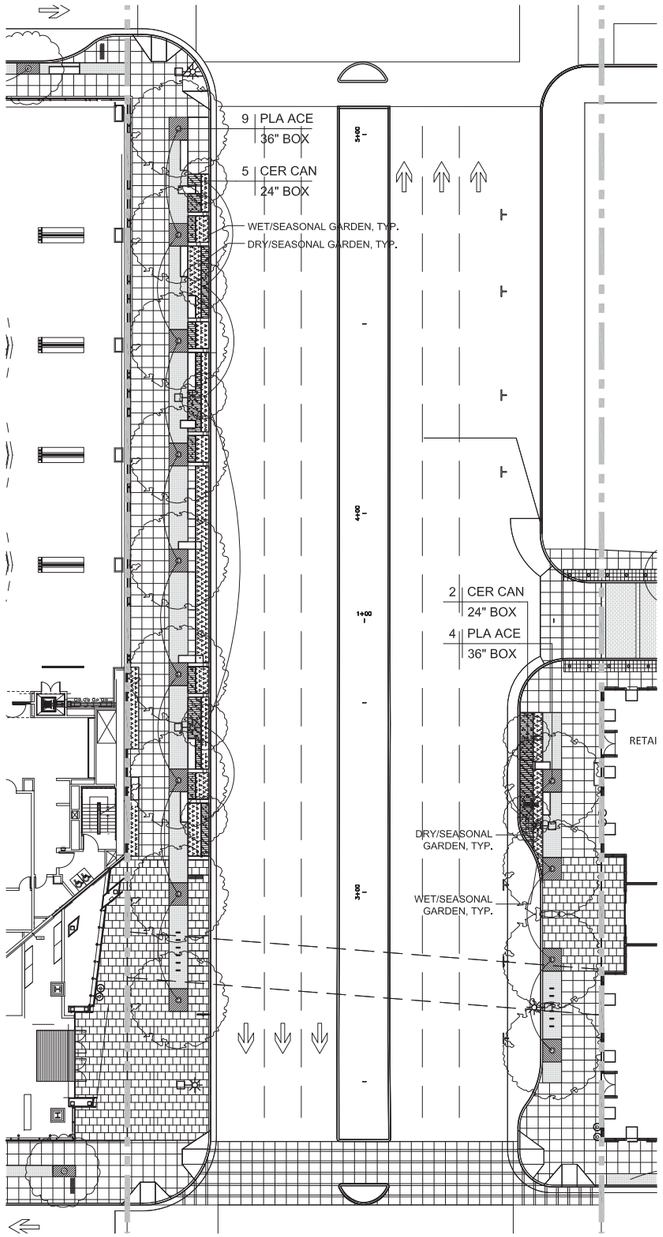

PLANTING NOTES

1. CONTRACTOR SHALL BE RESPONSIBLE FOR MAKING HIM/HER SELF FAMILIAR WITH ALL UNDERGROUND UTILITIES, PIPES AND STRUCTURES. CONTRACTOR SHALL TAKE SOLE RESPONSIBILITY FOR ANY COST INCURRED DUE TO DAMAGE OF SAID UTILITIES.

2. CONTRACTOR SHALL NOT WILLFULLY PROCEED WITH CONSTRUCTION AS DESIGNED WHEN IT IS OBVIOUS THAT UNKNOWN OBSTRUCTIONS AND/OR GRADE DIFFERENCES EXIST THAT MAY NOT HAVE BEEN KNOWN DURING DESIGN. SUCH CONDITIONS SHALL BE IMMEDIATELY BROUGHT TO THE ATTENTION OF THE AUTHORIZED CITY ENGINEER. THE CONTRACTOR SHALL ASSUME FULL RESPONSIBILITY FOR ALL NECESSARY REVISIONS DUE TO FAILURE TO GIVE SUCH NOTIFICATION.

3. CONTRACTOR SHALL BE RESPONSIBLE FOR ANY COORDINATION WITH SUBCONTRACTORS AS REQUIRED TO ACCOMPLISH PLANTING OPERATIONS.

4. SEE SPECIFICATIONS FOR PLANTING REQUIREMENTS, MATERIALS, EXECUTION, AND MAINTENANCE.

5. SEE DETAILS AND SPECIFICATIONS FOR PLANTING STAKING METHOD AND BACKFILL REQUIREMENTS.

6. IF CONFLICTS ARISE BETWEEN SIZE OF AREAS AND PLANS, CONTRACTOR SHALL CONTACT ENGINEER FOR RESOLUTION. FAILURE TO MAKE SUCH CONFLICTS KNOWN WILL RESULT IN CONTRACTOR'S LIABILITY FOR MATERIALS RELOCATION.

7. GROUNDCOVERS SHALL BE SPACED PER DETAILS.

8. ALL WORK TO BE PERFORMED BY LICENSED (C27) CONTRACTORS AND EXPERIENCED WORKERS. BY CONSTRUCTION MANAGER PRIOR TO PLANTING.

9. THE CONTRACTOR IS RESPONSIBLE FOR THE PROTECTION OF ALL EXISTING TREES AND LANDSCAPING THAT IS DESIGNATED TO REMAIN. THE CONTRACTOR SHALL PROVIDE TEMPORARY FENCING, BARRICADES OR OTHER SUITABLE GUARDS OUTSIDE DRIP LINE (OUTER PERIMETER OF BRANCHES) TO PROTECT FROM DAMAGE TREES AND OTHER PLANTS THAT ARE TO REMAIN. DO NOT STORE CONSTRUCTION MATERIALS WITHIN DRIP LINES OF TREES TO REMAIN. DO NOT PERMIT VEHICLES WITHIN DRIP LINE. RESTRICT FOOT TRAFFIC WITHIN DRIP LINE TO AVOID EXCESSIVE SOIL COMPACTION.
ALL BARRICADES AND PROTECTIVE FENCING SHALL BE PUT IN PLACE PRIOR TO COMMENCEMENT OF ANY OTHER CONSTRUCTION ACTIVITY.

10. INDICATES PLANT SPECIES — 10 ACE NEG
INDICATES PLANT QUANTITY
INDICATES SIZE OR SQUARE FOOTAGE/ SIZE — 24" BOX

PLANTS LEGEND

SYMBOL	BOTANICAL NAME	COMMON NAME	SIZE / REMARKS
TREE			
PLA ACE	PLATANUS ACERIFOLIA 'COLOMBIA'	LONDON PLANE TREE	AS NOTED
CER CAN	CERSIS CANADENSIS	EASTERN REDBUD	AS NOTED
SHRUBS AND GROUNDCOVERS			
DRY / SEASONAL GARDEN	ACHILEA 'SUMMERVINE' CEANOTHUS GRISEUS VAR. HORIZONTALIS 'YANKEE POINT' IRIS 'COPPER' EUPHORBIA DULCIS 'CHAMELEON' WESTRINGIA FRUTICOSA 'SMOKEY' LOROPETALUM 'PURPLE PIXIE' LAVANDULA X INERMEDIA CV. PHORMIUM 'CREAM DELIGHT'	YARRROW CARAMEL CEANOTHUS PACIFIC COAST IRIS EUPHORBIA COASE ROSEMARY LOROPETALUM WHITE GROSSO LAVENDER NEW ZEALAND FLAX	SHRUBS: 5 GAL. GROUNDCOVERS & GRASSES: 1GAL
WET / SEASONAL GARDEN	CARES MORROWLL 'SILVER SCEPTER' LEYMUS ARENARIUS 'GLAUCUS' MISCANTHUS SCIENSIS 'ADAGIO'	SILVER SCEPTER BLUE WILD EYE ADAGIO MAIDERN GRASS	

PLANTING PLAN
L2.0

REVISED BY	DATE REVISED
MM	11/30/11

CALCULATED-DESIGNED BY: DJ
CHECKED BY:

CONSULTANT FUNCTIONAL SUPERVISOR: ROBERT C. STEVENS

STATE OF CALIFORNIA – DEPARTMENT OF TRANSPORTATION

Caltrans

LAST REVISION 12-01-11
DATE PLOTTED => Feb. 23 2012
TIME PLOTTED => 8:10 hrs

BORDER LAST REVISED 4/11/2008

RELATIVE BORDER SCALE IS IN INCHES 0 1 2 3

USERNAME => $USER
DGN FILE => $REQUIRST

CU

EA 102318

Dist	COUNTY	ROUTE	POST MILES TOTAL PROJECT	SHEET No.	TOTAL SHEETS
04	SFO	101	5.6		27

REGISTERED LANDSCAPE ARCHITECT — DATE

PLANS APPROVAL DATE

REGISTERED LANDSCAPE ARCHITECT — JAMES K. STICKLEY — 4251 — SIGNATURE — DATE — EXP. 11-30-12 — STATE OF CALIFORNIA

THE STATE OF CALIFORNIA OR ITS OFFICERS OR AGENTS SHALL NOT BE RESPONSIBLE FOR THE ACCURACY OR COMPLETENESS OF SCANNED COPIES OF THIS PLAN SHEET.

BKF ENGINEERS
1646 N.CALIFORNIA BLVD, STE 400
WALNUT CREEK, CA. 94596

CALIFORNIA PACIFIC MEDICAL CENTER
P.O. BOX 7999
SAN FRANCISCO, CA. 94120

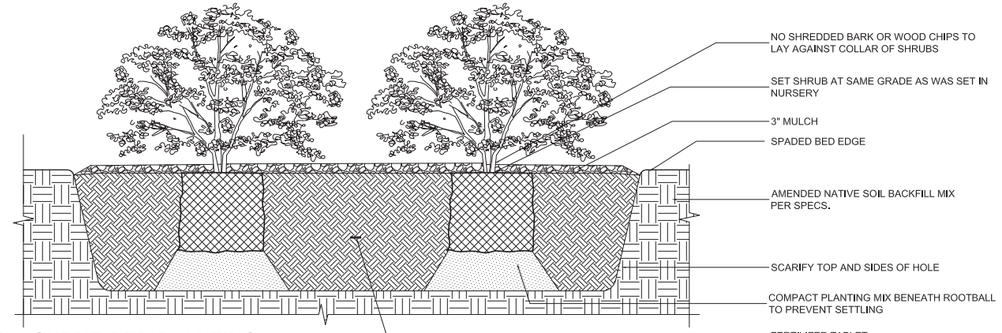

4 SHRUB BED PLANTING

SECTION
N.T.S.

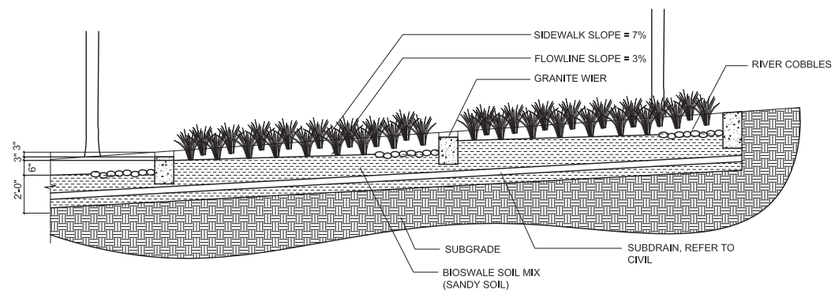

5 RAINGARDEN LONGITUDINAL SECTION

SECTION
XXX

CENTER OF GROUNDCOVER PLANT

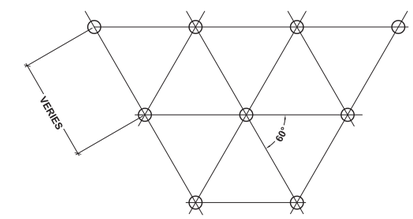

NOTE: REFER TO PLANTING LEGEND FOR SIZE AND SPACING

1 GROUNDCOVER PLANTING

PLAN
N.T.S.

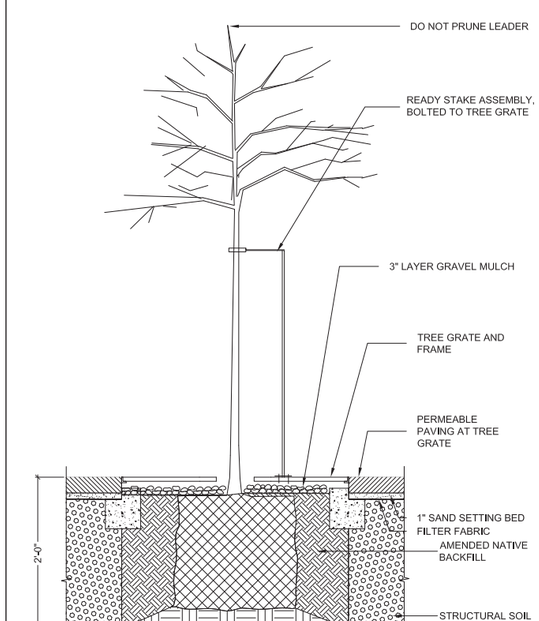

3 TREE PLANTING AT GRATE & PERMEABLE PAVING

SECTION
1"=1'-0"

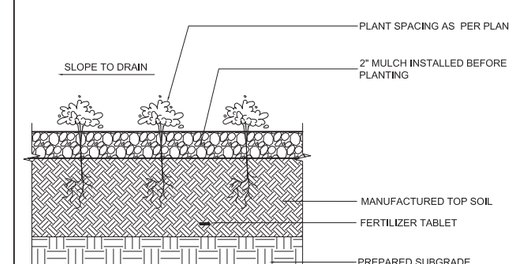

2 GROUNDCOVER PLANTING

SECTION
N.T.S.

PLANTING DETAILS

L2.1

REVISED BY	DATE REVISED
MM	11/30/11

CALCULATED-DESIGNED BY: DJ
CHECKED BY:

CONSULTANT FUNCTIONAL SUPERVISOR: ROBERT C. STEVENS

STATE OF CALIFORNIA – DEPARTMENT OF TRANSPORTATION

LAST REVISION: 12-01-11
DATE PLOTTED => Feb 17 2012
TIME PLOTTED => 8:30 am

BORDER LAST REVISED 4/11/2008

RELATIVE BORDER SCALE IS IN INCHES 0 1 2 3

USERNAME => $USER
DGN FILE => $PROJECT

CU

EA 102318