

# Envisioning a future for more vibrant, inclusive, and stronger neighborhoods.

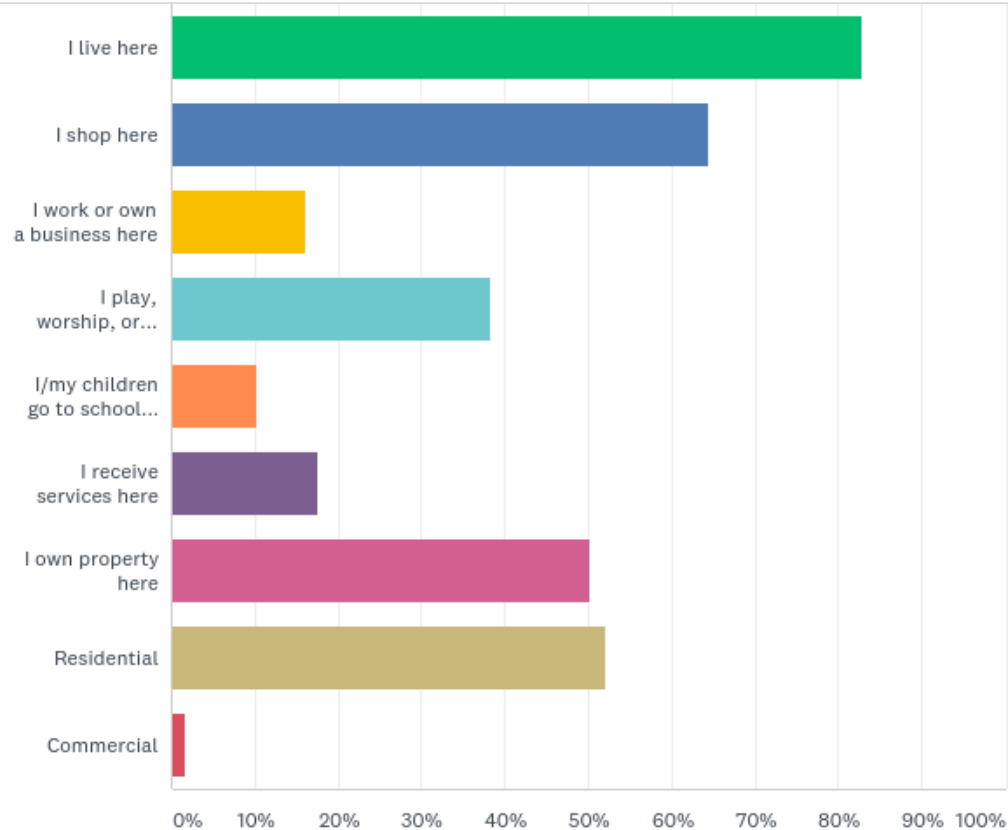
**972**

Complete Responses: 839

Wednesday, August 09, 2017

# Q1: Check the activities that describe your relationship to the Excelsior & Outer Mission Neighborhoods. Check all that apply.

Answered: 949 Skipped: 23



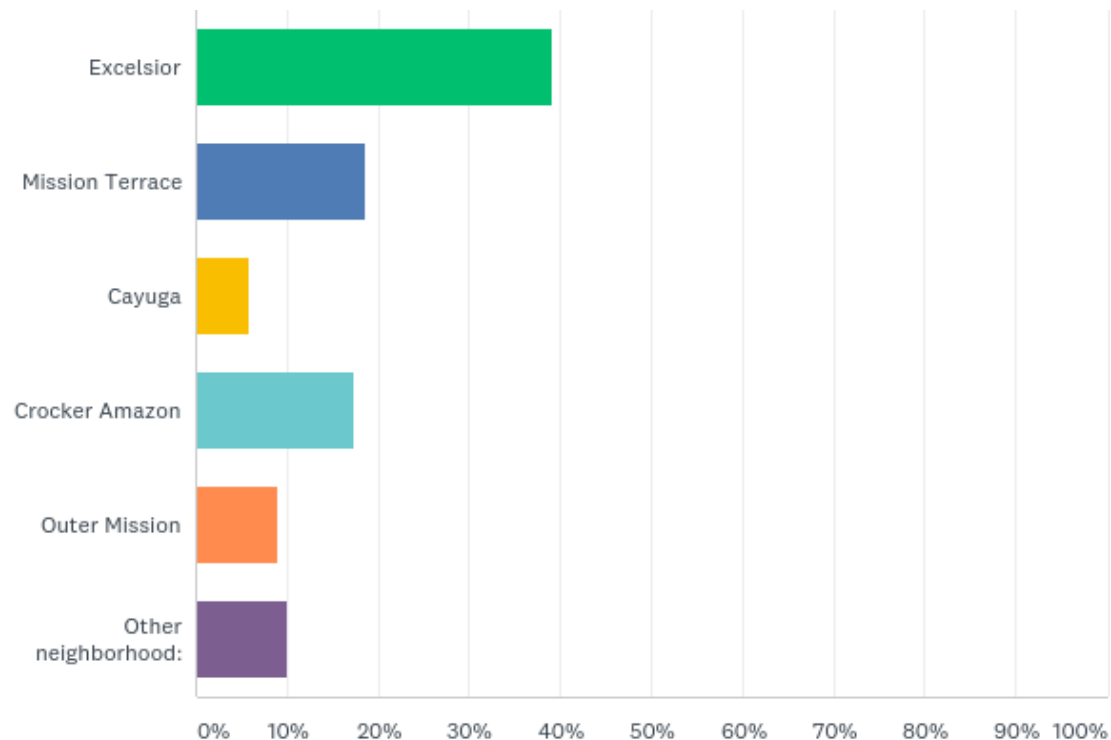
# Q1: Check the activities that describe your relationship to the Excelsior & Outer Mission Neighborhoods. Check all that apply.

Answered: 949 Skipped: 23

Answer Choices	Responses	
I live here	82.82%	786
I shop here	64.49%	612
I work or own a business here	16.02%	152
I play, worship, or enjoy other social activity here	38.36%	364
I/my children go to school here	10.33%	98
I receive services here	17.49%	166
I own property here	50.26%	477
Residential	52.16%	495
Commercial	1.58%	15
Total Respondents: 949		

## Q2: If you selected that you live in the Excelsior & Outer Mission Neighborhoods, please specify which neighborhood.

Answered: 862 Skipped: 110



## Q2: If you selected that you live in the Excelsior & Outer Mission Neighborhoods, please specify which neighborhood.

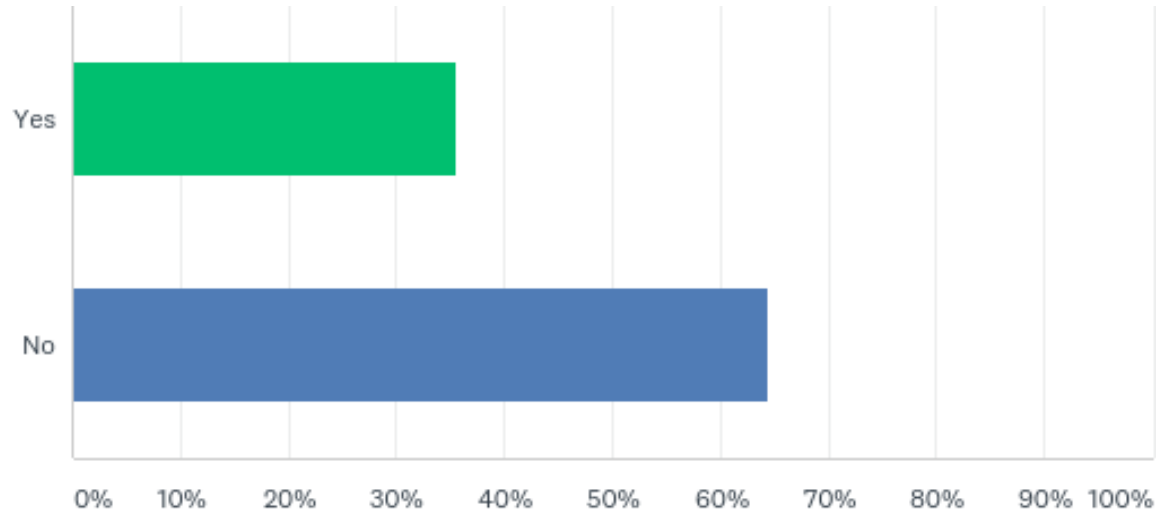
---

Answered: 862 Skipped: 110

Answer Choices	Responses	
Excelsior	39.10%	337
Mission Terrace	18.56%	160
Cayuga	5.92%	51
Crocker Amazon	17.40%	150
Outer Mission	8.93%	77
Other neighborhood:	10.09%	87
<b>TOTAL</b>		<b>862</b>

### Q3: Do you do most of your shopping and errands on Mission Street and Geneva Avenue? Such as groceries, hair and nail salons, picking up household items.

Answered: 868 Skipped: 104

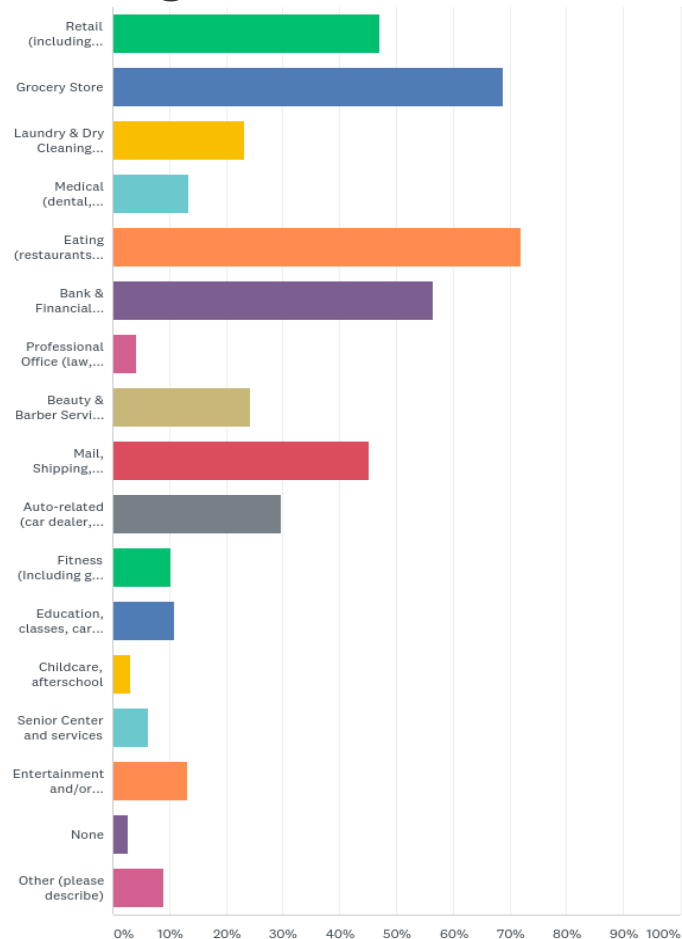


Answer Choices	Responses	
Yes	35.60%	309
No	64.40%	559
<b>TOTAL</b>		<b>868</b>

# Q4: What businesses do you currently patronize in neighborhood commercial areas? Select all that apply.

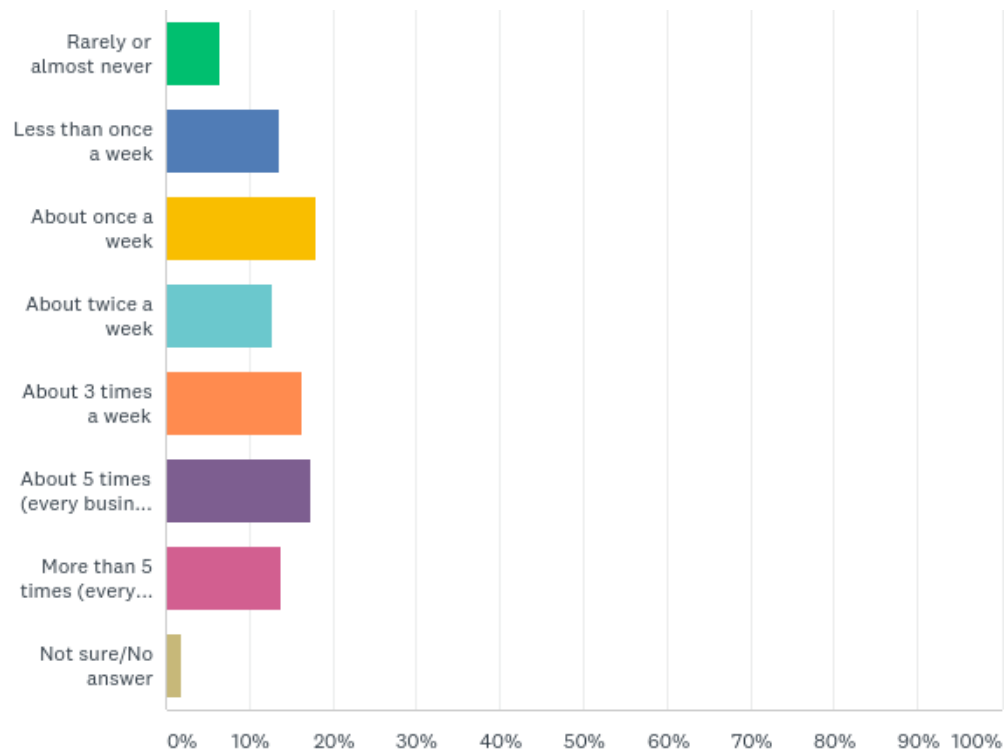
Answered: 867 Skipped: 105

Answer Choices	Responses
Retail (including florist, home goods, clothing, books, pharmacy)	47.17% 409
Grocery Store	68.74% 596
Laundry & Dry Cleaning (alterations/tailor)	23.30% 202
Medical (dental, chiropractor, acupuncture)	13.38% 116
Eating (restaurants, fast food) Coffee Shop, Bakery	71.97% 624
Bank & Financial Services	56.52% 490
Professional Office (law, real estate, notary, insurance, etc.)	4.15% 36
Beauty & Barber Service (nail salon, massage)	24.34% 211
Mail, Shipping, and/or Delivery	45.21% 392
Auto-related (car dealer, gas station, repair)	29.76% 258
Fitness (Including gym, yoga, etc.)	10.27% 89
Education, classes, career center	10.84% 94
Childcare, afterschool	3.23% 28
Senior Center and services	6.34% 55
Entertainment and/or nightlife	13.26% 115
None	2.77% 24
Other (please describe)	9.00% 78
Total Respondents: 867	



# Q6: How many times per week do you usually visit this commercial district, even if you aren't making a purchase? For example, you might catch a bus or go to work.

Answered: 849 Skipped: 123





## Q6: How many times per week do you usually visit this commercial district, even if you aren't making a purchase? For example, you might catch a bus or go to work.

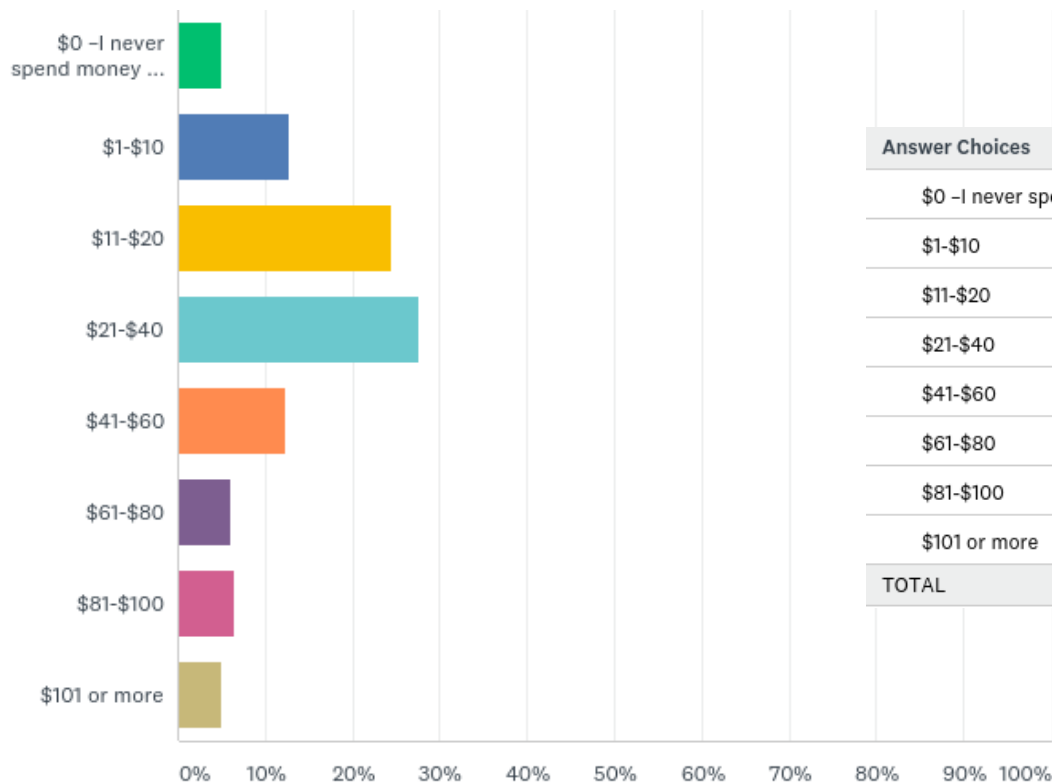
---

Answered: 849 Skipped: 123

Answer Choices	Responses	
Rarely or almost never	6.48%	55
Less than once a week	13.55%	115
About once a week	17.90%	152
About twice a week	12.72%	108
About 3 times a week	16.25%	138
About 5 times (every business day)	17.43%	148
More than 5 times (every day)	13.78%	117
Not sure/No answer	1.88%	16
<b>TOTAL</b>		<b>849</b>

## Q7: How much do you typically spend per visit in this area?

Answered: 839 Skipped: 133

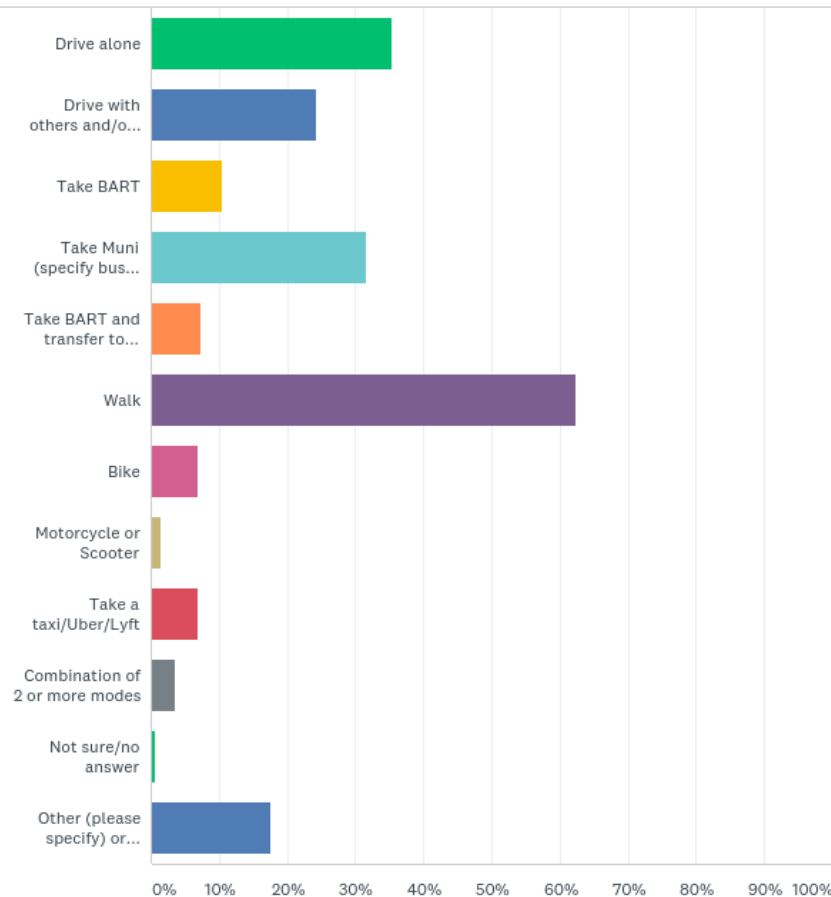


Answer Choices	Responses
\$0 - I never spend money in this commercial area	5.13% 43
\$1-\$10	12.75% 107
\$11-\$20	24.43% 205
\$21-\$40	27.65% 232
\$41-\$60	12.40% 104
\$61-\$80	6.08% 51
\$81-\$100	6.44% 54
\$101 or more	5.13% 43
<b>TOTAL</b>	<b>839</b>

# Q8: How do you typically get to the Mission Street or Geneva Avenue commercial district? Check up to 2.

Answered: 831 Skipped: 141

Answer Choices	Responses	
Drive alone	35.38%	294
Drive with others and/or get dropped off	24.31%	202
Take BART	10.47%	87
Take Muni (specify bus line below)	31.65%	263
Take BART and transfer to Muni (or vice versa)	7.22%	60
Walk	62.33%	518
Bike	6.98%	58
Motorcycle or Scooter	1.44%	12
Take a taxi/Uber/Lyft	6.86%	57
Combination of 2 or more modes	3.61%	30
Not sure/no answer	0.60%	5
Other (please specify) or specify Muni bus line below	17.57%	146
<b>Total Respondents: 831</b>		



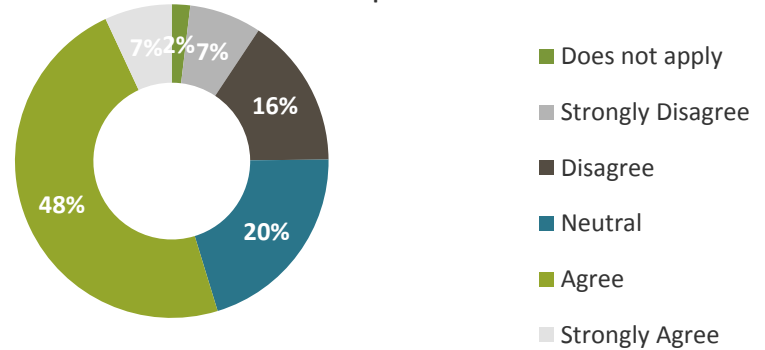
# Q9: Sidewalks & Pedestrian Infrastructure

Answered: 819 Skipped: 153

The sidewalk space along Mission and Geneva is sufficient to accommodate pedestrians

	Does not apply	Strongly Disagree	Disagree	Neutral	Agree	Strongly Agree	Total
Number	15	59	123	162	379	55	793
Percent	1.89%	7.44%	15.51%	20.43%	47.79%	6.94%	100.00%

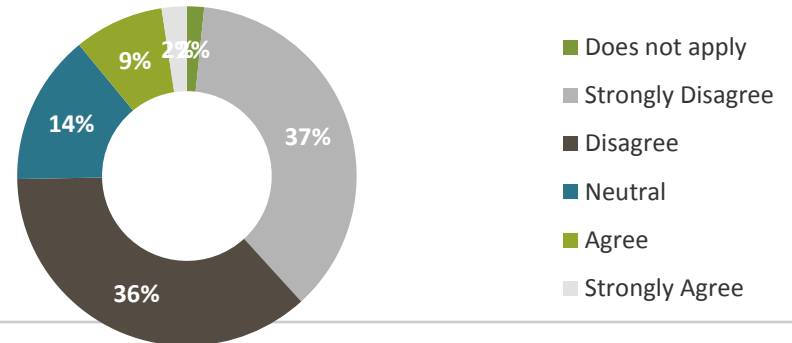
The sidewalk space along Mission and Geneva is sufficient to accommodate pedestrians



Sidewalks along Mission and Geneva are clean

	Does not apply	Strongly Disagree	Disagree	Neutral	Agree	Strongly Agree	Total
Number	13	291	290	114	68	19	795
Percent	1.64%	36.60%	36.48%	14.34%	8.55%	2.39%	1

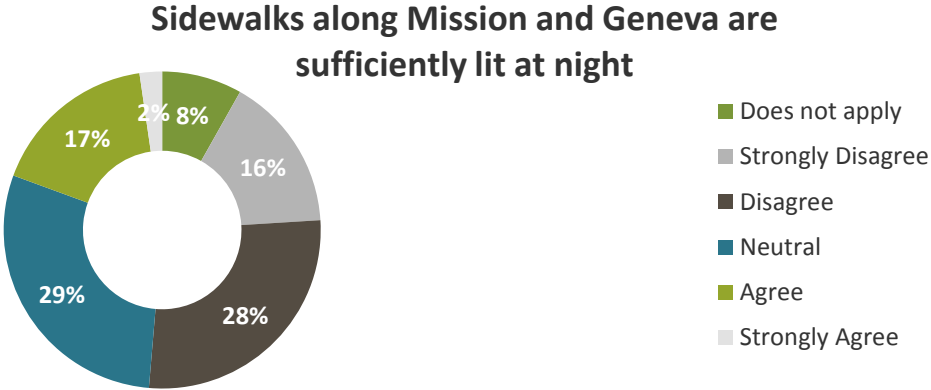
Sidewalks along Mission and Geneva are clean



# Q9: Sidewalks & Pedestrian Infrastructure

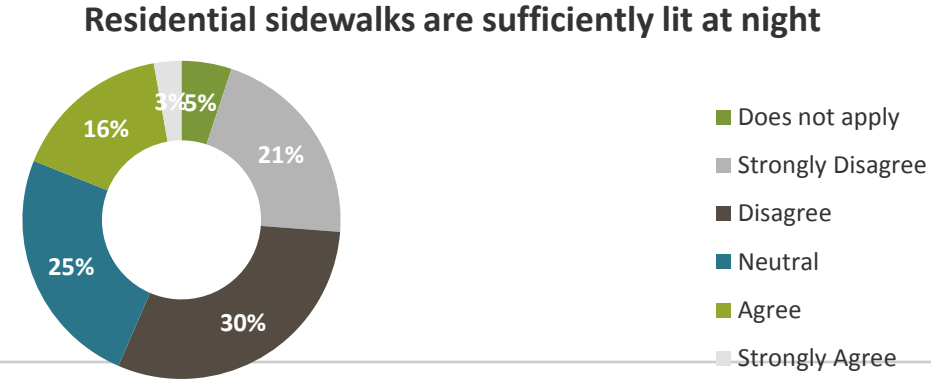
Sidewalks along Mission and Geneva are sufficiently lit at night

	Does not apply	Strongly Disagree	Disagree	Neutral	Agree	Strongly Agree	Total
Number	64	124	214	229	134	18	783
Percent	8.17%	15.84%	27.33%	29.25%	17.11%	2.30%	1



Residential sidewalks are sufficiently lit at night

	Does not apply	Strongly Disagree	Disagree	Neutral	Agree	Strongly Agree	Total
Number	40	166	238	193	127	22	786
Percent	5.09%	21.12%	30.28%	24.55%	16.16%	2.80%	1



# Q9: Sidewalks & Pedestrian Infrastructure

When walking, I have enough time to safely cross busy streets.

	Does not apply	Strongly Disagree	Disagree	Neutral	Agree	Strongly Agree	Total
Number	14	89	119	174	357	33	786
Percent	1.78%	11.32%	15.14%	22.14%	45.42%	4.20%	1

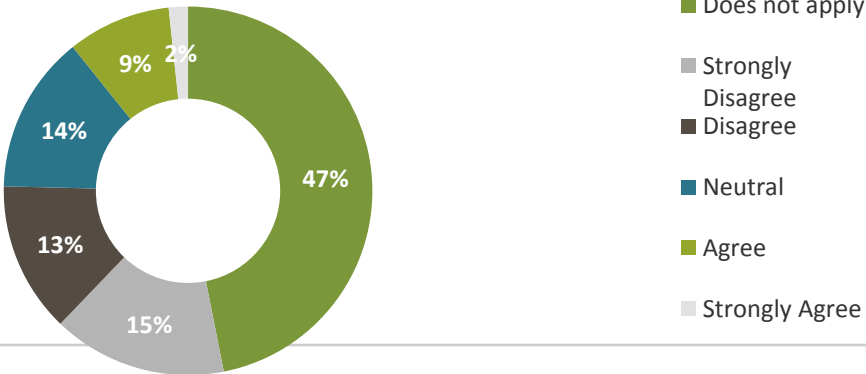
I feel comfortable allowing my child/children walk to and from school

	Does not apply	Strongly Disagree	Disagree	Neutral	Agree	Strongly Agree	Total
Number	362	118	102	107	70	13	772
Percent	46.89%	15.28%	13.21%	13.86%	9.07%	1.68%	1

When walking, I have enough time to safely cross busy streets.



I feel comfortable allowing my child/children walk to and from school



# Q9: Sidewalks & Pedestrian Infrastructure

There are adequate trees and landscaping on residential streets

	Does not apply	Strongly Disagree	Disagree	Neutral	Agree	Strongly Agree	Total
Number	11	221	222	151	156	23	784
Percent	1.40%	28.19%	28.32%	19.26%	19.90%	2.93%	1

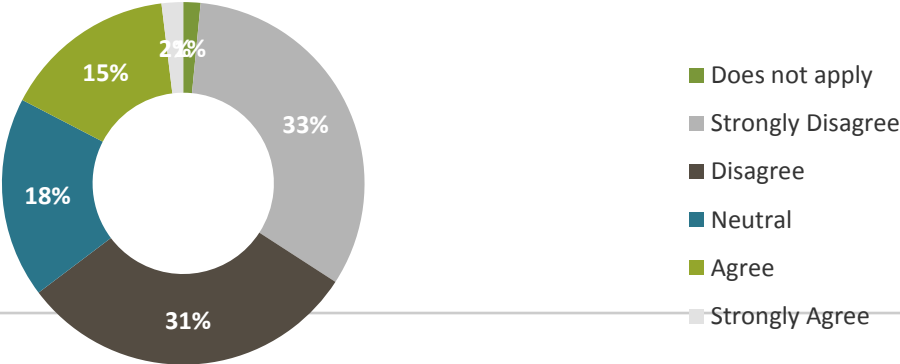
There are adequate trees and landscaping along Mission and Geneva commercial areas

	Does not apply	Strongly Disagree	Disagree	Neutral	Agree	Strongly Agree	Total
Number	12	255	239	140	121	15	782
Percent	1.53%	32.61%	30.56%	17.90%	15.47%	1.92%	1

There are adequate trees and landscaping on residential streets



There are adequate trees and landscaping along Mission and Geneva commercial areas

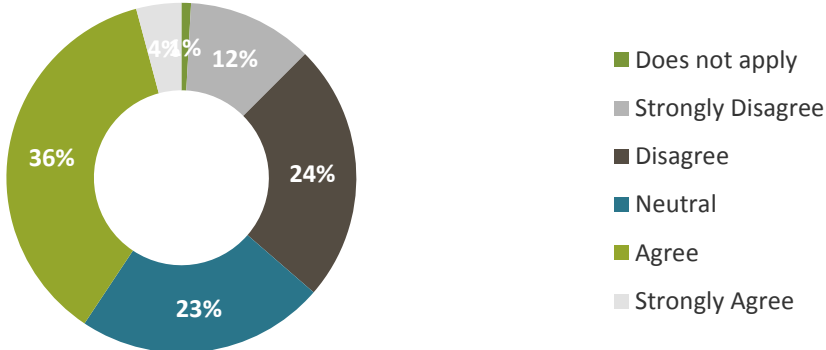


# Q9: Sidewalks & Pedestrian Infrastructure

I feel safe and comfortable walking on main streets in the area, such as Geneva, Mission, Alemany, and Ocean.

	Does not apply	Strongly Disagree	Disagree	Neutral	Agree	Strongly Agree	Total
Number	7	92	189	182	289	33	792
Percent	0.88%	11.62%	23.86%	22.98%	36.49%	4.17%	1

I feel safe and comfortable walking on main streets in the area, such as Geneva, Mission, Alemany, and Ocean.





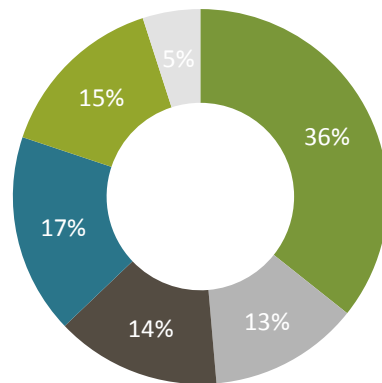
# Q10: Bicycle Infrastructure

Answered: 773 Skipped: 199

When Bike Share is provided in the neighborhood, I plan to use it. Bike Share provides users the ability to pick up a bicycle at any self-serve station and return it to any other station located within the system.

	Does Not Apply	Strongly Disagree	Disagree	Neutral	Agree	Strongly Agree	
Number	273	99	109	132	114	38	765
Percent	35.69%	12.94%	14.25%	17.25%	14.90%	4.97%	100.00%

**When Bike Share is provided in the neighborhood, I plan to use it.**

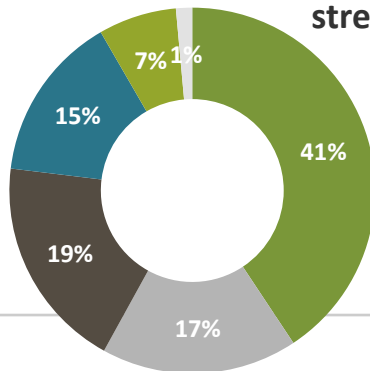


- Does Not Apply
- Strongly Disagree
- Disagree
- Neutral
- Agree
- Strongly Agree

I feel safe and comfortable riding my bike on main streets in the area, such as Geneva, Mission, Alemany, and Ocean

	Does Not Apply	Strongly Disagree	Disagree	Neutral	Agree	Strongly Agree	
Number	312	133	145	113	53	11	767
Percent	40.68%	17.34%	18.90%	14.73%	6.91%	1.43%	100.00%

**I feel safe and comfortable riding my bike on main streets in the area, such as Geneva, Mission, Alemany, and Ocean**



- Does Not Apply
- Strongly Disagree
- Disagree
- Neutral
- Agree

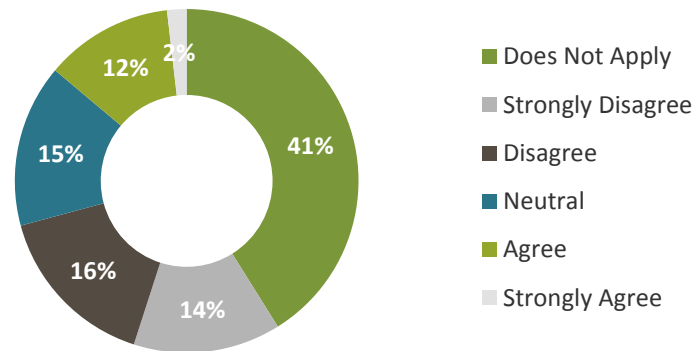
## Q10: Bicycle Infrastructure

Answered: 773 Skipped: 199

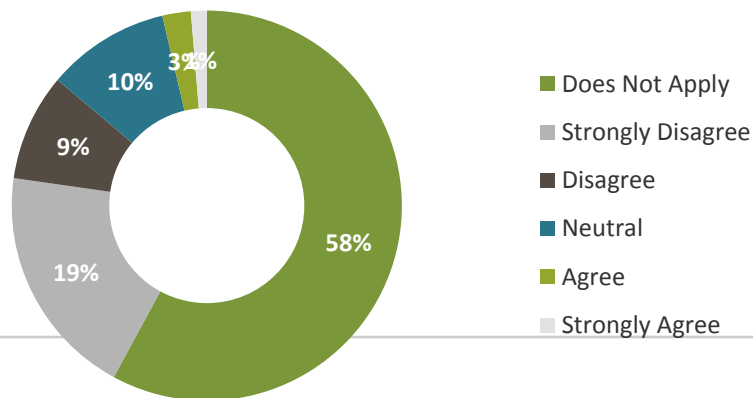
I feel safe and comfortable riding my bike from my home to main streets, such as Geneva, Mission, Alemany, and Ocean.							
	Does Not Apply	Strongly Disagree	Disagree	Neutral	Agree	Strongly Agree	
Number	314	106	121	117	92	14	764
Percent	41.10%	13.87%	15.84%	15.31%	12.04%	1.83%	100.00%

I feel comfortable allowing my child to ride a bike to and from school							
	Does Not Apply	Strongly Disagree	Disagree	Neutral	Agree	Strongly Agree	
Number	443	148	68	78	18	10	765
Percent	57.91%	19.35%	8.89%	10.20%	2.35%	1.31%	100.00%

I feel safe and comfortable riding my bike from my home to main streets, such as Geneva, Mission, Alemany, and Ocean.



I feel comfortable allowing my child to ride a bike to and from school

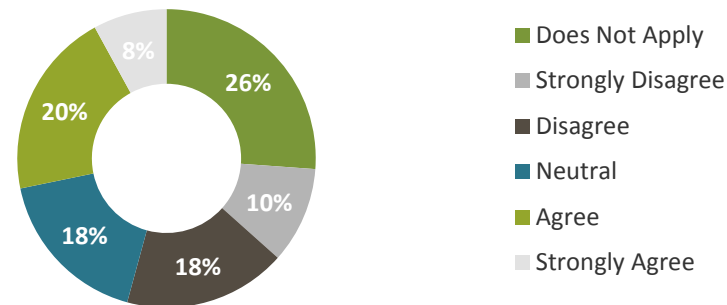


# Q11: MUNI & Car Share

Answered: 803 Skipped: 169

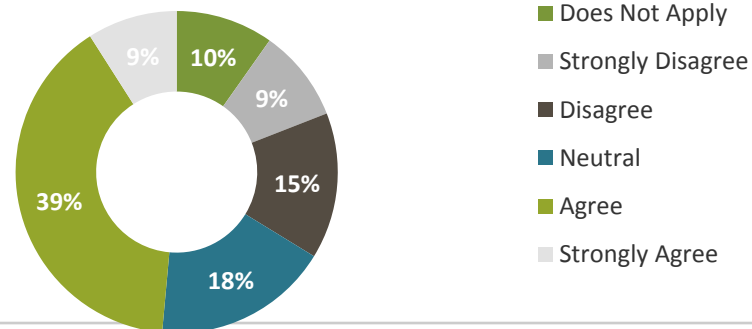
If car sharing is provided in the neighborhood, I would consider using it. Or I already use car share.

If car sharing is provided in the neighborhood, I would consider using it. Or I already use car share.							
	Does Not Apply	Strongly Disagree	Disagree	Neutral	Agree	Strongly Agree	Total
Number	200	80	135	134	155	61	765
Percent	26.14%	10.46%	17.65%	17.52%	20.26%	7.97%	100.00%



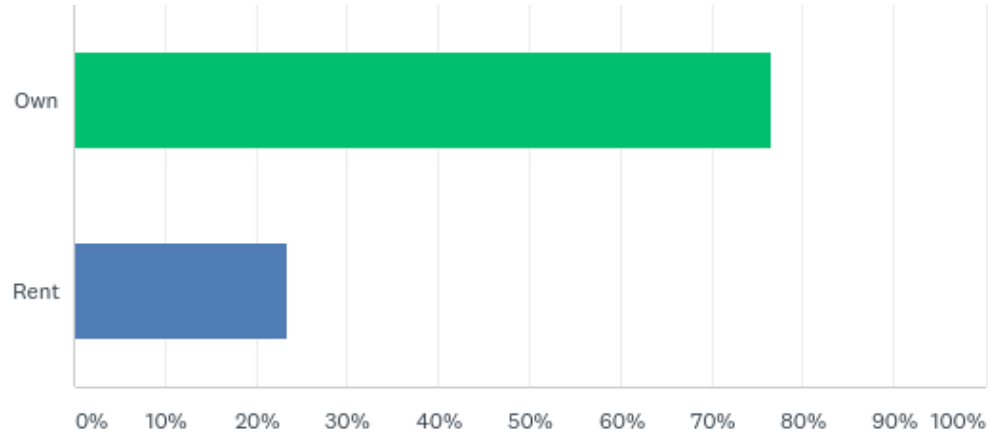
Muni service is frequent and reliable enough in this neighborhood for me to rely on it for many trips.							
	Does Not Apply	Strongly Disagree	Disagree	Neutral	Agree	Strongly Agree	Total
Number	78	74	117	141	315	72	725
Percent	10.76%	10.21%	16.14%	19.45%	43.45%	9.93%	100.00%

Muni service is frequent and reliable enough in this neighborhood for me to rely on it for many trips.



## Q12: Do you own or rent your home?

Answered: 613 Skipped: 359



Answer Choices	Responses	
Own	76.67%	470
Rent	23.33%	143
<b>TOTAL</b>		<b>613</b>

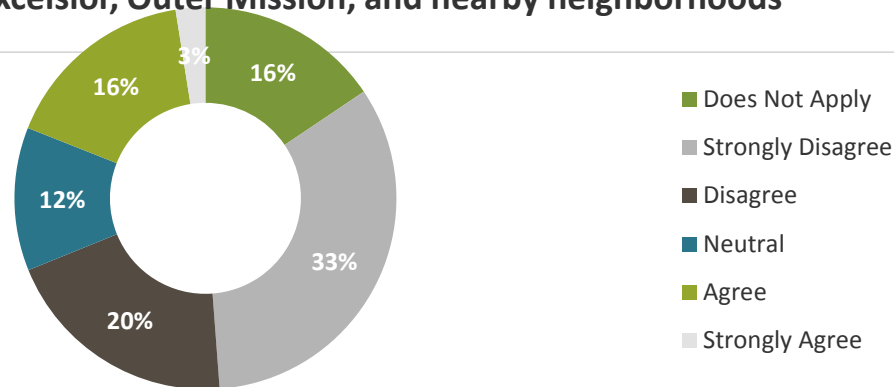
## Q13: Affordability

Answered: 776 Skipped: 196

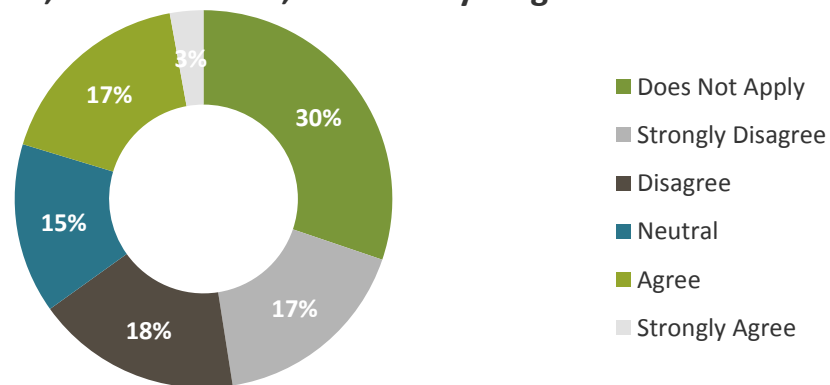
I can afford the current home rental rates in the Excelsior, Outer Mission, and nearby neighborhoods							
	Does Not Apply	Strongly Disagree	Disagree	Neutral	Agree	Strongly Agree	Total
Number	118	252	152	92	125	19	758
Percent	15.57%	33.25%	20.05%	12.14%	16.49%	2.51%	100.00%

I can afford the current home sales prices in the Excelsior, Outer Mission, and nearby neighborhoods							
	Does Not Apply	Strongly Disagree	Disagree	Neutral	Agree	Strongly Agree	Total
Number	232	133	135	112	134	22	768
Percent	30.21%	17.32%	17.58%	14.58%	17.45%	2.86%	100.00%

### I can afford the current home rental rates in the Excelsior, Outer Mission, and nearby neighborhoods



### I can afford the current home sales prices in the Excelsior, Outer Mission, and nearby neighborhoods



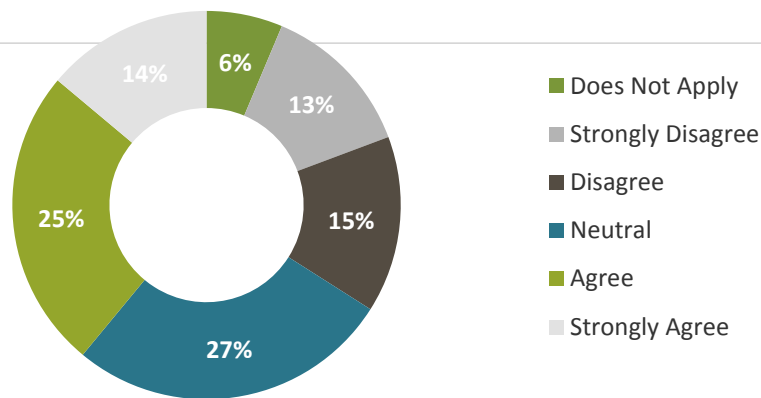
## Q13: Affordability

Answered: 776 Skipped: 196

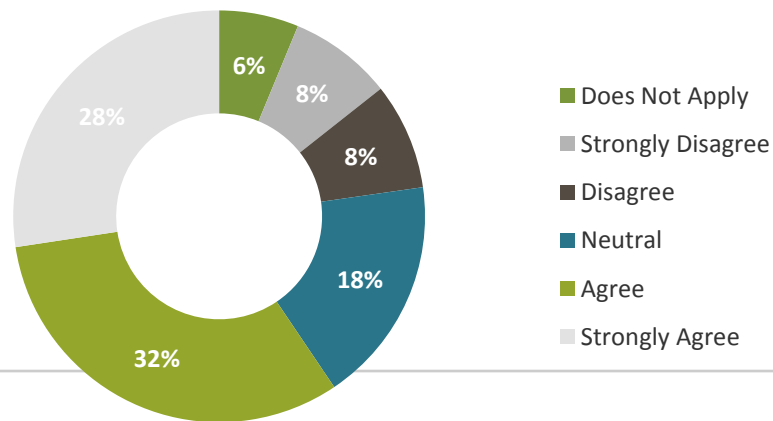
This area needs more housing for households that earn more than \$85,000 a year							
	Does Not Apply	Strongly Disagree	Disagree	Neutral	Agree	Strongly Agree	Total
Number	47	96	109	200	186	103	741
Percent	6.34%	12.96%	14.71%	26.99%	25.10%	13.90%	100.00%

This area needs more housing for households that earn less than \$85,000 a year							
	Does Not Apply	Strongly Disagree	Disagree	Neutral	Agree	Strongly Agree	Total
Number	47	61	63	134	241	206	752
Percent	6.25%	8.11%	8.38%	17.82%	32.05%	27.39%	100.00%

### This area needs more housing for households that earn more than \$85,000 a year



### This area needs more housing for households that earn less than \$85,000 a year



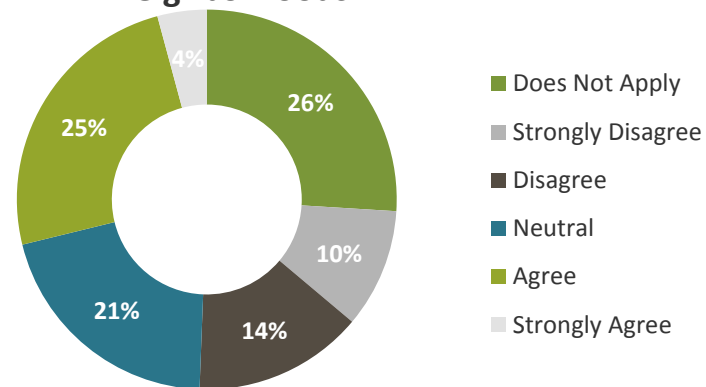
# Q14: Housing Types

Answered: 765 Skipped: 207

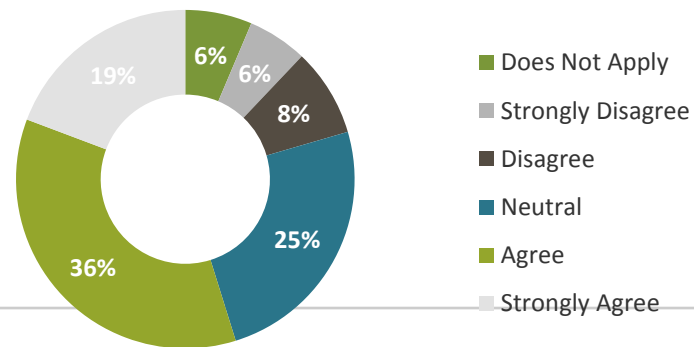
I can find housing that's suitable to my household's needs in the Excelsior, Outer Mission, and nearby neighborhoods.							
	Does Not Apply	Strongly Disagree	Disagree	Neutral	Agree	Strongly Agree	Total
Number	192	75	107	152	182	31	739
Percent	25.98%	10.15%	14.48%	20.57%	24.63%	4.19%	100.00%

This area needs more housing for families with children and multi-generational families.							
	Does Not Apply	Strongly Disagree	Disagree	Neutral	Agree	Strongly Agree	Total
Number	47	42	62	182	262	142	737
Percent	6.38%	5.70%	8.41%	24.69%	35.55%	19.27%	100.00%

I can find housing that's suitable to my household's needs in the Excelsior, Outer Mission, and nearby neighborhoods.



This area needs more housing for families with children and multi-generational families.

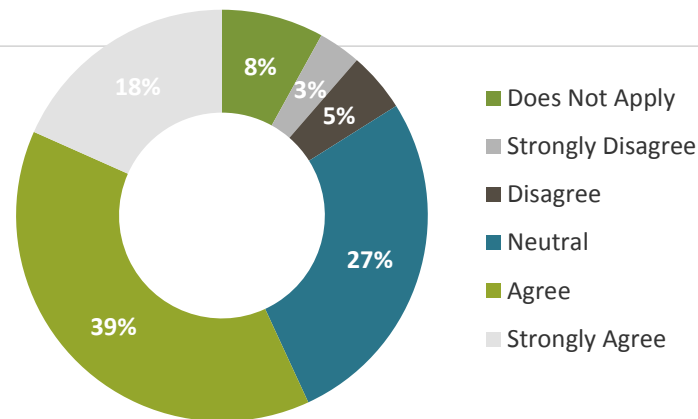


## Q14: Housing Types

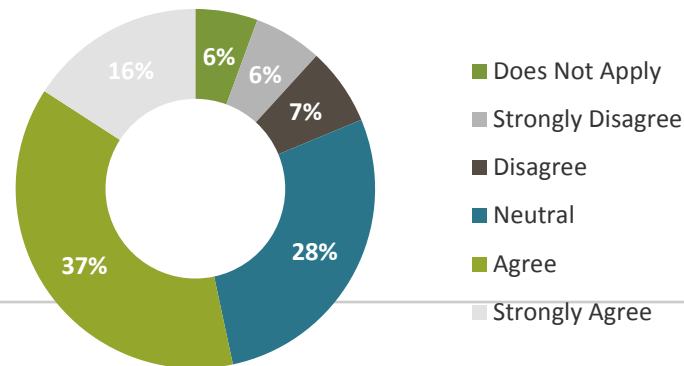
Answered: 765 Skipped: 207

This area needs more housing with services for seniors.							
	Does Not Apply	Strongly Disagree	Disagree	Neutral	Agree	Strongly Agree	Total
Number	60	25	35	202	288	137	747
Percent	8.03%	3.35%	4.69%	27.04%	38.55%	18.34%	100.00%
This area needs more housing for small households of one or two people.							
	Does Not Apply	Strongly Disagree	Disagree	Neutral	Agree	Strongly Agree	Total
Number	41	45	51	204	274	116	731
Percent	5.61%	6.16%	6.98%	27.91%	37.48%	15.87%	100.00%

### This area needs more housing with services for seniors.



### This area needs more housing for small households of one or two people





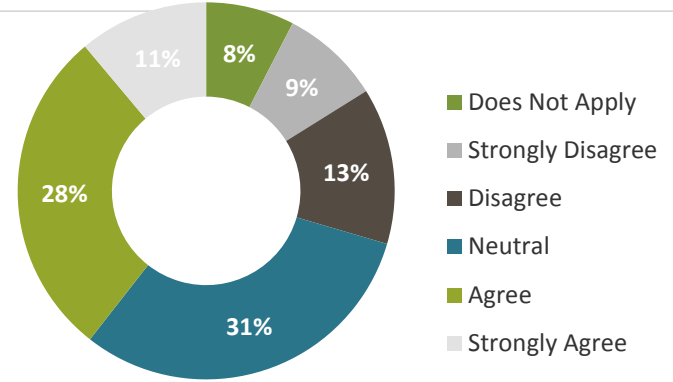
# Q14: Housing Types

Answered: 765 Skipped: 207

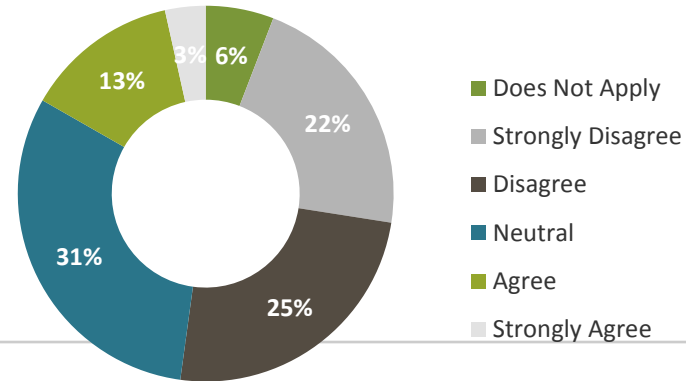
This area needs more student housing.							
	Does Not Apply	Strongly Disagree	Disagree	Neutral	Agree	Strongly Agree	Total
Number	56	63	99	229	209	82	738
Percent	7.59%	8.54%	13.41%	31.03%	28.32%	11.11%	100.00%

This area currently provides enough housing options.							
	Does Not Apply	Strongly Disagree	Disagree	Neutral	Agree	Strongly Agree	Total
Number	42	155	177	223	95	25	717
Percent	5.86%	21.62%	24.69%	31.10%	13.25%	3.49%	100.00%

## This area needs more student housing.



## This area currently provides enough housing options.



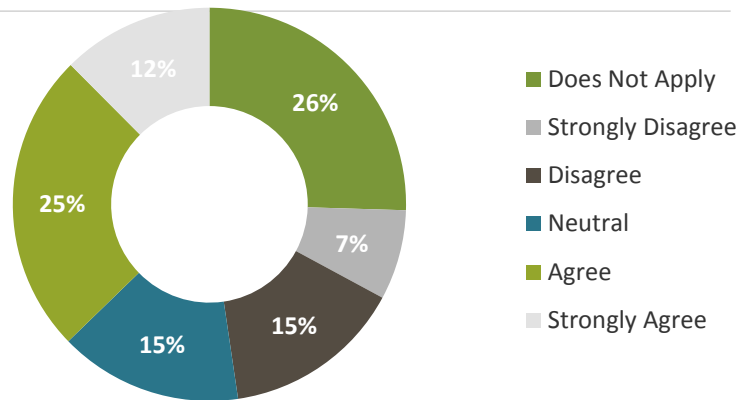
# Q15: Home Expansion

Answered: 737 Skipped: 235

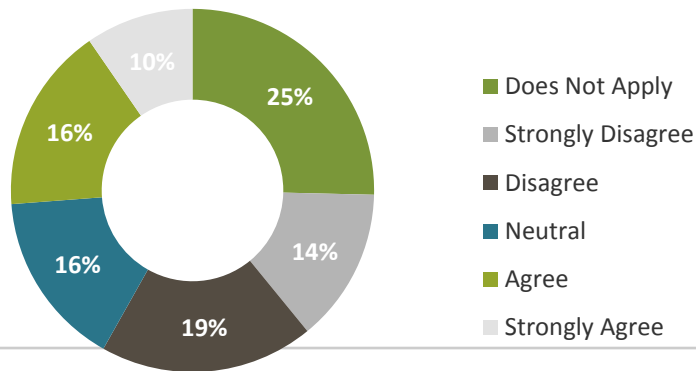
I would like to expand my house to create more space for my own household							
	Does Not Apply	Strongly Disagree	Disagree	Neutral	Agree	Strongly Agree	Total
Number	186	54	108	110	181	91	730
Percent	25.48%	7.40%	14.79%	15.07%	24.79%	12.47%	100.00%

I would like to expand my house to create another housing unit (in-law unit, additional floor, etc.)							
	Does Not Apply	Strongly Disagree	Disagree	Neutral	Agree	Strongly Agree	Total
Number	185	100	139	114	121	70	729
Percent	25.38%	13.72%	19.07%	15.64%	16.60%	9.60%	100.00%

## I would like to expand my house to create more space for my own household



## I would like to expand my house to create another housing unit (in-law unit, additional floor, etc.)

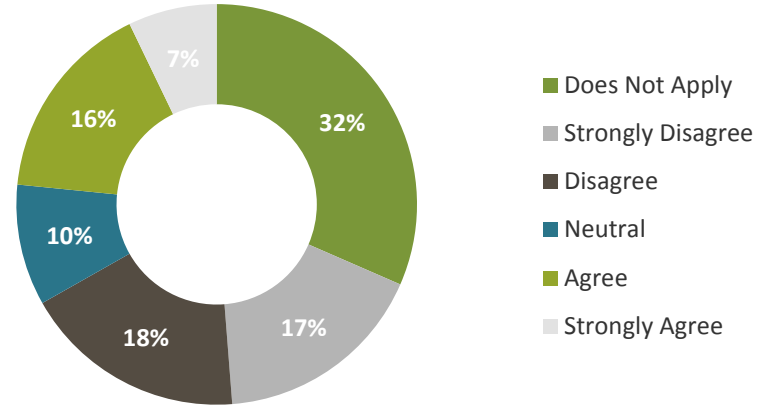


# Q15: Home Expansion

Answered: 737 Skipped: 235

	My home or the building I live in already includes more than 1 residential unit						
	Does Not Apply	Strongly Disagree	Disagree	Neutral	Agree	Strongly Agree	Total
Number	229	125	131	71	118	52	726
Percent	31.41%	17.15%	17.97%	9.74%	16.19%	7.13%	99.59%

### My home or the building I live in already includes more than 1 residential unit



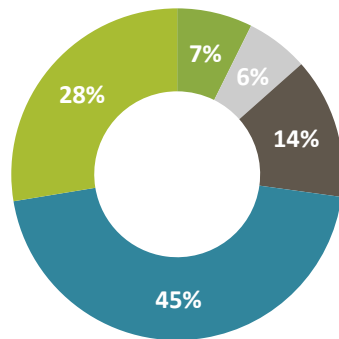
# Q16: Housing Scale Assuming a portion of units are affordable and transportation needs are adequately met, what scale of new housing do you think is appropriate for major commercial and transit corridors in the Excelsior, Outer Mission, and surrounding neighborhoods?

Answered: 739 Skipped: 233

3 – 4 Story Buildings						
	Very undesirable and not appropriate	Not Appropriate	Neutral	Appropriate	Highly Desirable and Appropriate	Total
Number	53	44	99	326	199	721
Percent	7.35%	6.10%	13.73%	45.21%	27.60%	100.00%

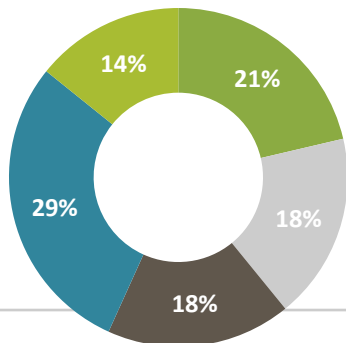
5-6 Story Buildings						
	Very undesirable and not appropriate	Not Appropriate	Neutral	Appropriate	Highly Desirable and Appropriate	Total
Number	150	125	124	204	100	703
Percent	20.80%	17.34%	17.20%	28.29%	13.87%	100.00%

### 3 – 4 Story Buildings



- Very undesirable and not appropriate
- Not Appropriate
- Neutral
- Appropriate
- Highly Desirable and Appropriate

### 5-6 Story Buildings



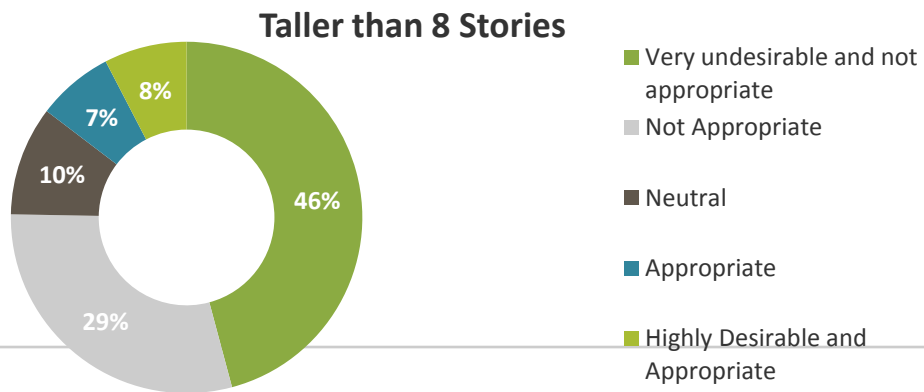
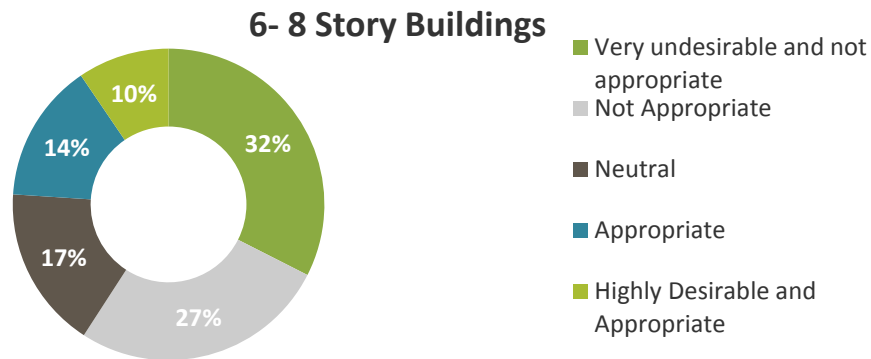
- Very undesirable and not appropriate
- Not Appropriate
- Neutral
- Appropriate
- Highly Desirable and Appropriate

# Q16: Housing Scale Assuming a portion of units are affordable and transportation needs are adequately met, what scale of new housing do you think is appropriate for major commercial and transit corridors in the Excelsior, Outer Mission, and surrounding neighborhoods?

Answered: 739 Skipped: 233

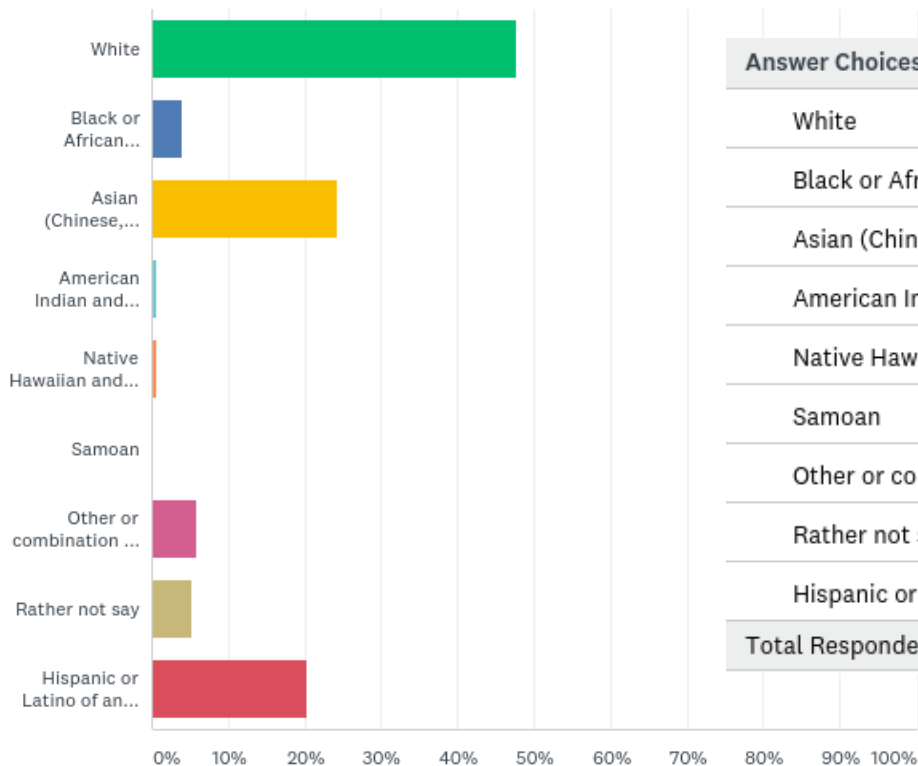
6- 8 Story Buildings						
	Very undesirable and not appropriate	Not Appropriate	Neutral	Appropriate	Highly Desirable and Appropriate	Total
Number	229	188	119	102	67	705
Percent	31.76%	26.07%	16.50%	14.15%	9.29%	100.00%

Taller than 8 Stories						
	Very undesirable and not appropriate	Not Appropriate	Neutral	Appropriate	Highly Desirable and Appropriate	Total
Number	319	205	70	49	53	696
Percent	44.24%	28.43%	9.71%	6.80%	7.35%	100.00%



# Q17: Please check one option that best describes you. Check all that apply

Answered: 741 Skipped: 231

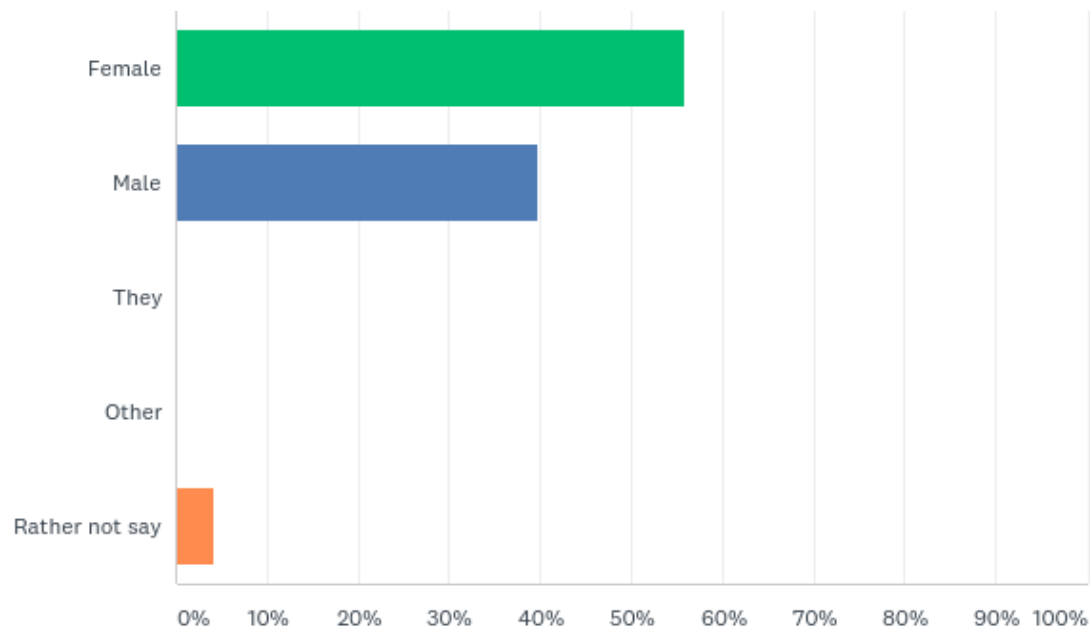


Answer Choices	Responses
White	47.77% 354
Black or African American	3.91% 29
Asian (Chinese, Filipino or Other Asian ethnic group)	24.29% 180
American Indian and Alaska Native	0.67% 5
Native Hawaiian and Other Pacific Islander	0.54% 4
Samoan	0.00% 0
Other or combination of races	5.94% 44
Rather not say	5.13% 38
Hispanic or Latino of any race	20.38% 151
<b>Total Respondents: 741</b>	

## Q18: Gender

---

Answered: 748 Skipped: 224



## Q18: Gender

---

Answered: 748 Skipped: 224

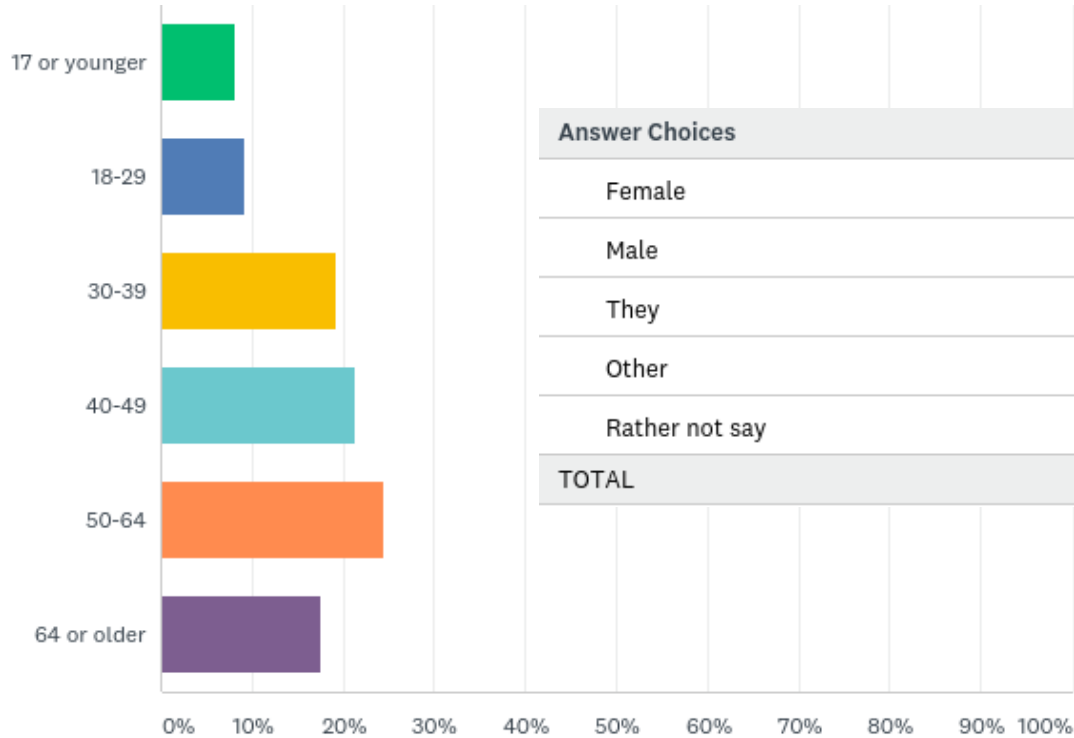
Answer Choices	Responses	
Female	55.88%	418
Male	39.84%	298
They	0.13%	1
Other	0.00%	0
Rather not say	4.14%	31
<b>TOTAL</b>		<b>748</b>

---



# Q19: Please check one of these age ranges best describes you.

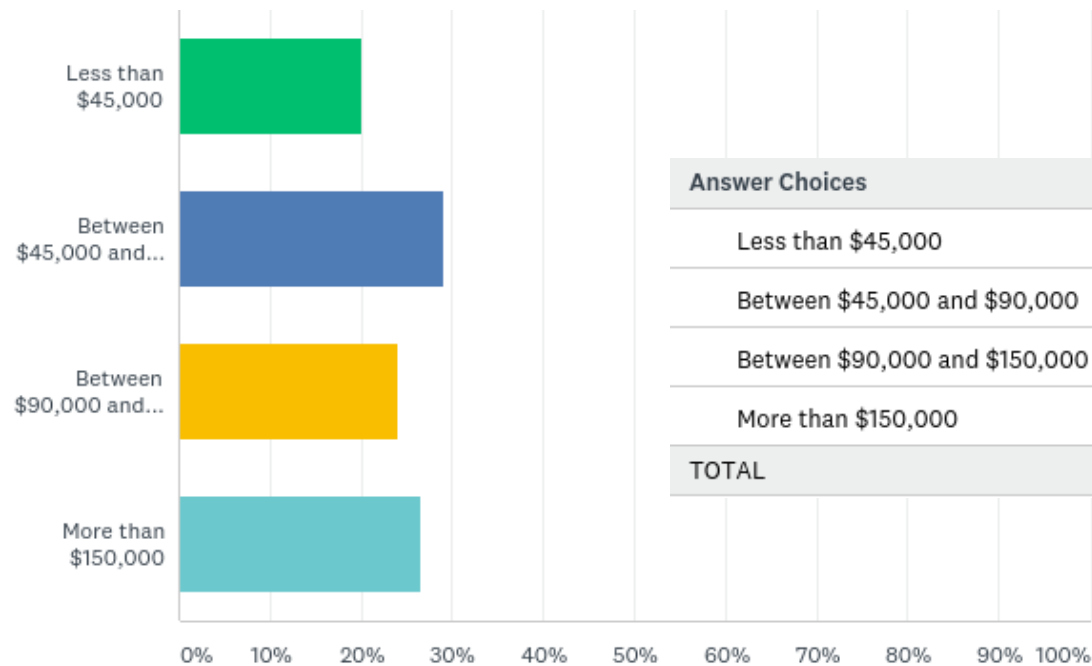
Answered: 747 Skipped: 225



Answer Choices	Responses	
Female	55.88%	418
Male	39.84%	298
They	0.13%	1
Other	0.00%	0
Rather not say	4.14%	31
<b>TOTAL</b>		<b>748</b>

## Q20: Household Income

Answered: 654 Skipped: 318



Answer Choices	Responses	
Less than \$45,000	20.18%	132
Between \$45,000 and \$90,000	29.05%	190
Between \$90,000 and \$150,000	24.16%	158
More than \$150,000	26.61%	174
<b>TOTAL</b>		<b>654</b>